

1. TEST SETUP PHOTOGRAPHS

1.1. Photo of Radiated Emissions Measurement




Fig. 1




Fig. 2



Fig. 3

Photo of Conducted Emission Measurement



Fig. 4




Fig. 5