

1. TEST SETUP PHOTOGRAPHS

1.1. Photo of Radiated Emissions Measurement



Fig. 1




Fig. 2




Fig. 3

Photo of Conducted Emission Measurement



Fig. 4

Photo of DFS




Fig. 5