



SAR Test Report

For

Applicant Name: Imin Technology Pte Ltd.
Address: 11 Bishan Street 21, #03-05 Bosch Building, Singapore 573943
EUT Name: POS Device
Brand Name: 
Model Number: I23M01

Issued By

Company Name: **BTF Testing Lab (Shenzhen) Co., Ltd.**
Address: F101, 201 and 301, Building 1, Block 2, Tantou Industrial Park, Tantou Community, Songgang Street, Bao'an District, Shenzhen, China

Report Number: BTF240126R00701
Test Standards: 47 CFR Part 2.1093 IEEE1528-2013 IEEE C95.1-2019
KDB447498 D01 KDB865664 D01 KDB865664 D02
KDB941225 D05 KDB248227 D01 KDB941225 D06
KDB648474 D04 KDB690783 D01
FCC ID: 2AYD5-I23M01
Test Conclusion: Pass
Test Date: 2024-02-19 to 2024-02-27
Date of Issue: 2024-02-28

Prepared By: 
Amenda Zhong / Project Engineer
Date: 2024-02-28

Approved By: 
Ryan.CJ / EMC Manager
Date: 2024-02-28



Note: All the test results in this report only related to the testing samples. Which can be duplicated completely for the legal use with approval of applicant; it shall not be reproduced except in full without the written approval of BTF Testing Lab (Shenzhen) Co., Ltd., All the objections should be raised within thirty days from the date of issue. To validate the report, you can contact us.

| Revision History | | |
|------------------|---|-------------------|
| Version | Issue Date | Revisions Content |
| R_V0 | 2024-02-28 | Original |
| | | |
| <i>Note:</i> | <i>Once the revision has been made, then previous versions reports are invalid.</i> | |

Table of Contents

| | |
|--|-----|
| 1. Introduction | 4 |
| 1.1 Identification of Testing Laboratory | 4 |
| 1.2 Identification of the Responsible Testing Location | 4 |
| 1.3 Laboratory Condition | 4 |
| 1.4 Announcement | 4 |
| 2. Product Information | 5 |
| 2.1 Application Information | 5 |
| 2.2 Manufacturer Information | 5 |
| 2.3 Factory Information | 5 |
| 2.4 General Description of Equipment under Test (EUT) | 5 |
| 2.5 Equipment under Test Ancillary Equipment | 5 |
| 2.6 Technical Information | 5 |
| 3. Summary of Test Results | 7 |
| 3.1 Test Standards | 7 |
| 3.2 Device Category and SAR Limit | 7 |
| 3.3 Test Result Summary | 8 |
| 3.4 Test Uncertainty | 9 |
| 4. Measurement System | 11 |
| 4.1 Specific Absorption Rate (SAR) Definition | 11 |
| 4.2 MVG SAR System | 11 |
| 5. System Verification | 15 |
| 5.1 Purpose of System Check | 15 |
| 5.2 System Check Setup | 16 |
| 6. TEST POSITION CONFIGURATIONS | 16 |
| 6.1 Head Exposure Conditions | 16 |
| 6.2 Body-worn Position Conditions | 18 |
| 6.3 Hotspot Mode Exposure Position Conditions | 19 |
| 6.4 Product Specific 10g Exposure Consideration | 19 |
| 7. Measurement Procedure | 20 |
| 7.1 Measurement Process Diagram | 20 |
| 7.2 SAR Scan General Requirement | 21 |
| 7.3 Measurement Procedure | 22 |
| 7.4 Area & Zoom Scan Procedure | 22 |
| 8. Conducted RF Output Power | 23 |
| 8.1 GSM | 23 |
| 8.2 WCDMA | 24 |
| 8.3 LTE | 25 |
| 8.4 Wi-Fi | 42 |
| 8.5 Bluetooth | 44 |
| 8.6 NFC | 44 |
| 9. Test Exclusion Consideration | 45 |
| 9.1 SAR Test Exclusion Consideration Table | 45 |
| 10. Test Result | 46 |
| GSM | 46 |
| WCDMA | 46 |
| LTE | 46 |
| Wifi | 49 |
| 11. SAR Measurement Variability | 50 |
| 12. Simultaneous Transmission | 51 |
| 12.1 Simultaneous Transmission Mode Considerations | 51 |
| 12.2 Sum SAR of Simultaneous Transmission | 51 |
| 13. Test Equipment List | 52 |
| ANNEX A Simulating Liquid Verification Result | 53 |
| ANNEX B System Check Result | 53 |
| ANNEX C Test Data | 74 |
| ANNEX D SAR Test Setup Photos | 114 |
| ANNEX E EUT External and Internal Photos | 115 |
| ANNEX F Calibration Information | 115 |

1. Introduction

1.1 Identification of Testing Laboratory

| | |
|---------------|---|
| Company Name: | BTF Testing Lab (Shenzhen) Co., Ltd. |
| Address: | F101, 201 and 301, Building 1, Block 2, Tantou Industrial Park, Tantou Community, Songgang Street, Bao'an District, Shenzhen, China |
| Phone Number: | +86-0755-23146130 |
| Fax Number: | +86-0755-23146130 |

1.2 Identification of the Responsible Testing Location

| | |
|-------------------------|---|
| Test Location: | BTF Testing Lab (Shenzhen) Co., Ltd. |
| Address: | F101, 201 and 301, Building 1, Block 2, Tantou Industrial Park, Tantou Community, Songgang Street, Bao'an District, Shenzhen, China |
| Description: | All measurement facilities used to collect the measurement data are located at F101,201 and 301, Building 1, Block 2, Tantou Industrial Park, Tantou Community, Songgang Street, Bao'an District, Shenzhen, China |
| FCC Registration Number | 518915 |
| Designation Number | CN1330 |

1.3 Laboratory Condition

| | |
|----------------------------|--------------------|
| Ambient Temperature: | 21°C to 25°C |
| Ambient Relative Humidity: | 48% to 59% |
| Ambient Pressure: | 100 kPa to 102 kPa |

1.4 Announcement

- (1) The test report reference to the report template version v0.
- (2) The test report is invalid if not marked with the signatures of the persons responsible for preparing, reviewing and approving the test report.
- (3) The test report is invalid if there is any evidence and/or falsification.
- (4) This document may not be altered or revised in any way unless done so by BTF and all revisions are duly noted in the revisions section.
- (5) Content of the test report, in part or in full, cannot be used for publicity and/or promotional purposes without prior written approval from the laboratory.
- (6) The laboratory is only responsible for the data released by the laboratory, except for the part provided by the applicant.

2. Product Information

2.1 Application Information

| | |
|---------------|--|
| Company Name: | Imin Technology Pte Ltd. |
| Address: | 11 Bishan Street 21, #03-05 Bosch Building, Singapore 573943 |

2.2 Manufacturer Information

| | |
|---------------|--|
| Company Name: | Imin Technology Pte Ltd. |
| Address: | 11 Bishan Street 21, #03-05 Bosch Building, Singapore 573943 |

2.3 Factory Information

| | |
|---------------|--|
| Company Name: | Imin Technology Pte Ltd. |
| Address: | 11 Bishan Street 21, #03-05 Bosch Building, Singapore 573943 |

2.4 General Description of Equipment under Test (EUT)

| | |
|-----------------------|--------------------|
| EUT Name | POS Device |
| Under Test Model Name | I23M01 |
| Sample No. | BTFSN240126013/1R1 |

2.5 Equipment under Test Ancillary Equipment

| | | |
|-----------------------|----------------------|---------|
| Ancillary Equipment 1 | Rechargeable Battery | |
| | Capacity | 3350mAh |
| | Nominal Voltage | 7.7V |

2.6 Technical Information

| | |
|-----------------------------------|--|
| Network and Wireless connectivity | 2G Network GSM/GPRS/EGPRS 850/1900 3G Network WCDMA/HSDPA/HSUPA Band 2/5 4G Network FDD LTE Band 2/4/5/7/12/14/17/25/26/66 TDD LTE Band 41 2.4G WIFI 802.11b, 802.11g, 802.11n(HT20) 5G WIFI 802.11a, 802.11n(HT20/40), 802.11ac(VHT20/40/80) BT (EDR+BLE) NFC |
|-----------------------------------|--|

The requirement for the following technical information of the EUT was tested in this report:

| | | | |
|---|---|--|---|
| Operating Mode | GSM, WCDMA, LTE, WLAN, Bluetooth, NFC | | |
| Frequency Range | GSM 850 | TX: 824 ~ 849 MHz | RX: 869 ~ 894 MHz |
| | GSM 1900 | TX: 1850 ~ 1910 MHz | RX: 1930 ~ 1990 MHz |
| | WCDMA Band 2 | TX: 1850 ~ 1910 MHz | RX: 1930 ~ 1990 MHz |
| | WCDMA Band 5 | TX: 824 ~ 849 MHz | RX: 869 ~ 894 MHz |
| | LTE Band 2 | TX: 1850 ~ 1910 MHz | RX: 1930 ~ 1990 MHz |
| | LTE Band 4 | TX: 1710 ~ 1755 MHz | RX: 2110 ~ 2155 MHz |
| | LTE Band 5 | TX: 824 ~ 849 MHz | RX: 869 ~ 894 MHz |
| | LTE Band 7 | TX: 2500 ~ 2570 MHz | RX: 2620 ~ 2690 MHz |
| | LTE Band 12 | TX: 698 ~ 716 MHz | RX: 728 ~ 746 MHz |
| | LTE Band 14 | TX: 788 ~ 798 MHz | RX: 758 ~ 768 MHz |
| | LTE Band 17 | TX: 704 ~ 716 MHz | RX: 734 ~ 746 MHz |
| | LTE Band 25 | TX: 1850 ~ 1915 MHz | RX: 1930 ~ 1995 MHz |
| | LTE Band 26 | TX: 814 ~ 849 MHz | RX: 859 ~ 894 MHz |
| | LTE Band 66 | TX: 1710 ~ 1780 MHz | RX: 2110 ~ 2200 MHz |
| | LTE Band 41 | 2496 ~ 2690 MHz | |
| | 802.11b/g/n(HT20) | 2412 ~ 2462 MHz | |
| | 802.11a /802.11n(HT20/40) /802.11ac(VHT20/40/80) | 5150 ~ 5250 MHz 5250 ~ 5350 MHz 5470 ~ 5725 MHz 5725 ~ 5850 MHz | |
| | Bluetooth | 2402 ~ 2480 MHz | |
| NFC | 13.56 MHz | | |
| Antenna Type | WWAN: PIFA Antenna WLAN: PIFA Antenna BT: PIFA Antenna NFC: PIFA Antenna | | |
| Hotspot Function | Support | | |
| Power Reduction | Not Support | | |
| Exposure Category | General Population/Uncontrolled exposure | | |
| EUT Stage | Portable Device | | |
| Product | Type | | |
| | <input type="checkbox"/> Production unit | | <input checked="" type="checkbox"/> Identical prototype |
| Note: this device doesn't support voice call function, so we don't need to test head. | | | |

3. Summary of Test Results

3.1 Test Standards

| No. | Identity | Document Title |
|-----|--------------------|---|
| 1 | 47 CFR Part 2.1093 | Radio frequency radiation exposure evaluation: portable devices |
| 2 | IEEE1528-2013 | Recommended Practice for Determining the Peak Spatial-Average Specific Absorption Rate in the Human Head from Wireless Communications Devices: Measurement Techniques |
| 3 | IEEE C95.1-2019 | IEEE Standard for Safety Levels with Respect to Human Exposure to Electric, Magnetic, and Electromagnetic Fields, 0 Hz to 300 GHz |
| 4 | KDB 447498 D01 | General RF Exposure Guidance v06 |
| 5 | KDB 865664 D01 | SAR measurement 100MHz to 6GHz v01r04 |
| 6 | KDB 865664 D02 | RF Exposure Reporting v01r02 |
| 7 | KDB 941225 D05 | SAR for LTE Devices v02r05 |
| 8 | KDB 248227 D01 | 802.11 Wi-Fi SAR v02r02 |
| 9 | KDB 941225 D06 | Hotspot Mode v02r01 |
| 10 | KDB 648474 D04 | Handset SAR v01r03 |
| 11 | KDB 690783 D01 | SAR Listings on Grant v01r03 |

3.2 Device Category and SAR Limit

This device belongs to portable device category because its radiating structure is allowed to be used within 20 centimeters of the body of the user. Limit for General Population/Uncontrolled exposure should be applied for this device, it is 1.6 W/kg as averaged over any 1 gram of tissue.

| Body Position | SAR Value (W/Kg) | |
|--|--|--------------------------------------|
| | General Population/ Uncontrolled Exposure | Occupational/ Controlled Exposure |
| Whole-Body SAR (averaged over the entire body) | 0.08 | 0.4 |
| Partial-Body SAR (averaged over any 1 gram of tissue) | 1.60 | 8.0 |
| SAR for hands, wrists, feet and ankles (averaged over any 10 grams of tissue) | 4.0 | 20.0 |

NOTE:

General Population/Uncontrolled Exposure: Locations where there is the exposure of individuals who have no knowledge or control of their exposure. General population/uncontrolled exposure limits are applicable to situations in which the general public may be exposed or in which persons who are exposed as a consequence of their employment may not be made fully aware of the potential for exposure or cannot exercise control over their exposure. Members of the general public would come under this category when exposure is not employment-related; for example, in the case of a wireless transmitter that exposes persons in its vicinity.

Occupational/Controlled Exposure: Locations where there is exposure that may be incurred by persons who are aware of the potential for exposure. In general, occupational/controlled exposure limits are applicable to situations in which persons are exposed as a consequence of their employment, who have been made fully aware of the potential for exposure and can exercise control over their exposure. This exposure category is also applicable when the exposure is of a transient nature due to incidental passage through a location where the exposure levels may be higher than the general population/uncontrolled limits, but the exposed person is fully aware of the potential for exposure and can exercise control over his or her exposure by leaving the area or by some other appropriate means.

3.3 Test Result Summary

The maximum results of Specific Absorption Rate (SAR) found during test as follows:

<Highest Reported standalone SAR>

| Exposure Position | Frequency Band | Reported SAR (W/kg) | Equipment Class | Highest Reported SAR (W/kg) |
|--|----------------|---------------------|-----------------|-----------------------------|
| Hotspot(Body) 1-g SAR (0 mm Gap) | GSM 850 | 0.429 | PCB | 1.137 |
| | GSM 1900 | 0.782 | | |
| | WCDMA Band II | 0.864 | | |
| | WCDMA Band V | 0.767 | | |
| | LTE Band 2 | 0.681 | | |
| | LTE Band 4 | 1.009 | | |
| | LTE Band 5 | 0.601 | | |
| | LTE Band 7 | 0.960 | | |
| | LTE Band 12 | 1.101 | | |
| | LTE Band 14 | 1.121 | | |
| | LTE Band 17 | 1.137 | | |
| | LTE Band 25 | 0.882 | | |
| | LTE Band 26 | 0.664 | | |
| | LTE Band 41 | 1.110 | | |
| | LTE Band 66 | 0.886 | | |
| | WLAN 2.4 GHz | 0.351 | DTS | |
| | WLAN 5.2 GHz | 0.312 | NII | |
| | WLAN 5.4 GHz | 0.348 | | |
| WLAN 5.6 GHz | 0.345 | | | |
| WLAN 5.8 GHz | 0.343 | | | |

This device is in compliance with Specific Absorption Rate(SAR) for general population/uncontrolled exposure limits (1.6 W/kg) specified in FCC47 CFR part 2(2.1093) and ANSI/IEEE C95.1-2019, and had been tested in accordance with the measurement methods and procedures specified in IEEE 1528-2013.

<Highest Reported Simultaneous SAR>

| Exposure Position | Simultaneous Configuration | Highest Reported Simultaneous Transmission SAR (W/kg) | Limit (W/kg) | Verdict |
|-------------------------------------|----------------------------|---|--------------|---------|
| Hotspot(Body) 1-g SAR (0 mm Gap) | LTE Band 17 + BT | 1.511 | 1.6 | Pass |

3.4 Test Uncertainty

3.4.1 Measurement uncertainty evaluation for SAR test

Measurement uncertainty evaluation for SAR test (300MHz to 6GHz)

| Uncertainty Component | Tol (+- %) | Prob. Dist. | Div. | Ci (1g) | Ci (10g) | 1g Ui (+- %) | 10 g Ui (+-%) | Vi veff |
|---|------------|-------------|------|---------|----------|--------------|---------------|---------|
| Measurement System | | | | | | | | |
| Probe calibration | 5.8 | N | 1 | 1 | 1 | 5.80 | 5.80 | ∞ |
| Axial Isotropy | 3.5 | R | √3 | √0.5 | √0.5 | 1.43 | 1.43 | ∞ |
| Hemispherical Isotropy | 5.9 | R | √3 | √0.5 | √0.5 | 2.41 | 2.41 | ∞ |
| Boundary effect | 1.0 | R | √3 | 1 | 1 | 0.58 | 0.58 | ∞ |
| Linearity | 4.7 | R | √3 | 1 | 1 | 2.71 | 2.71 | ∞ |
| System detection limits | 1.0 | R | √3 | 1 | 1 | 0.58 | 0.58 | ∞ |
| Modulation response | 3.0 | R | √3 | 1 | 1 | 1.73 | 1.73 | ∞ |
| Readout Electronics | 0.5 | N | 1 | 1 | 1 | 0.50 | 0.50 | ∞ |
| Response Time | 0 | R | √3 | 1 | 1 | 0.00 | 0.00 | ∞ |
| Integration Time | 1.4 | R | √3 | 1 | 1 | 0.81 | 0.81 | ∞ |
| RF ambient Conditions - Noise | 3.0 | R | √3 | 1 | 1 | 1.73 | 1.73 | ∞ |
| RF ambient Conditions - Reflections | 3.0 | R | √3 | 1 | 1 | 1.73 | 1.73 | ∞ |
| Probe positioner Mechanical Tolerance | 1.4 | R | √3 | 1 | 1 | 0.81 | 0.81 | ∞ |
| Probe positioning with respect to Phantom Shell | 1.4 | R | √3 | 1 | 1 | 0.81 | 0.81 | ∞ |
| Extrapolation, interpolation and integration Algorithms for Max. SAR Evaluation | 2.3 | R | √3 | 1 | 1 | 1.33 | 1.33 | ∞ |
| Test sample Related | | | | | | | | |
| Test sample positioning | 2.6 | N | 1 | 1 | 1 | 2.60 | 2.60 | 11 |
| Device Holder Uncertainty | 3.0 | N | 1 | 1 | 1 | 3.00 | 3.00 | 7 |
| Output power Variation - SAR drift measurement | 5.0 | R | √3 | 1 | 1 | 2.89 | 2.89 | ∞ |
| SAR scaling | 2.0 | R | √3 | 1 | 1 | 1.15 | 1.15 | ∞ |
| Phantom and Tissue Parameters | | | | | | | | |
| Phantom Shell Uncertainty - Shape, Thickness and Permittivity | 4 | R | √3 | 1 | 1 | 2.31 | 2.31 | ∞ |
| Uncertainty in SAR correction for deviation in permittivity and conductivity | 2.0 | N | 1 | 1 | 0.84 | 2.00 | 1.68 | ∞ |
| Liquid conductivity measurement | 4.0 | N | 1 | 0.78 | 0.71 | 3.12 | 2.84 | 5 |
| Liquid permittivity measurement | 5.0 | N | 1 | 0.23 | 0.26 | 1.15 | 1.30 | 5 |
| Liquid Conductivity - Temperature Uncertainty | 2.5 | R | √3 | 0.78 | 0.71 | 1.13 | 1.02 | ∞ |
| Liquid permittivity - Temperature Uncertainty | 2.5 | R | √3 | 0.23 | 0.26 | 0.33 | 0.38 | ∞ |
| Combined Standard Uncertainty | | RSS | | | | 10.47 | 10.34 | |
| Expanded Uncertainty (95% Confidence interval) | | k | | | | 20.95 | 20.69 | |

* This uncertainty represents an expanded uncertainty expressed at approximately the 95% confidence level using a coverage factor of k=2.

3.4.2 Measurement uncertainty evaluation for system check

| Uncertainty Component | Tol (+-%) | Prob. Dist. | Div. | Ci (1g) | Ci (10 g) | 1g Ui (+-%) | 10 g Ui (+-%) | Vi veff |
|---|-----------|-------------|------|---------|-----------|-------------|---------------|---------|
| Measurement System | | | | | | | | |
| Probe calibration | 5.8 | N | 1 | 1 | 1 | 5.80 | 5.80 | ∞ |
| Axial Isotropy | 3.5 | R | √3 | 1 | 1 | 2.02 | 2.02 | ∞ |
| Hemispherical Isotropy | 5.9 | R | √3 | 0 | 0 | 0.00 | 0.00 | ∞ |
| Boundary effect | 1 | R | √3 | 1 | 1 | 0.58 | 0.58 | ∞ |
| Linearity | 4.7 | R | √3 | 1 | 1 | 2.71 | 2.71 | ∞ |
| System detection limits | 1 | R | √3 | 1 | 1 | 0.58 | 0.58 | ∞ |
| Modulation response | 0 | N | √3 | 0 | 0 | 0.00 | 0.00 | ∞ |
| Readout Electronics | 0.5 | N | 1 | 1 | 1 | 0.50 | 0.50 | ∞ |
| Response Time | 0 | R | √3 | 0 | 0 | 0.00 | 0.00 | ∞ |
| Integration Time | 1.4 | R | √3 | 0 | 0 | 0.00 | 0.00 | ∞ |
| RF ambient Conditions - Noise | 3 | R | √3 | 1 | 1 | 1.73 | 1.73 | ∞ |
| RF ambient Conditions - Reflections | 3 | R | √3 | 1 | 1 | 1.73 | 1.73 | ∞ |
| Probe positioner Mechanical Tolerance | 1.4 | R | √3 | 1 | 1 | 0.81 | 0.81 | ∞ |
| Probe positioning with respect to Phantom Shell | 1.4 | R | √3 | 1 | 1 | 0.81 | 0.81 | ∞ |
| Extrapolation, interpolation and integration Algorithms for Max. SAR Evaluation | 2.3 | R | √3 | 1 | 1 | 1.33 | 1.33 | ∞ |
| Dipole | | | | | | | | |
| Deviation of experimental source from numerical source | 5 | N | 1 | 1 | 1 | 5.00 | 5.00 | ∞ |
| Input Power and SAR drift measurement | 0.5 | R | √3 | 1 | 1 | 0.29 | 0.29 | ∞ |
| Dipole Axis to Liquid Dist. | 2.0 | R | √3 | 1 | 1 | 1.15 | 1.15 | ∞ |
| Phantom and Tissue Parameters | | | | | | | | |
| Phantom Shell Uncertainty - Shape, Thickness and Permittivity | 4 | R | √3 | 1 | 1 | 2.31 | 2.31 | ∞ |
| Uncertainty in SAR correction for deviation in permittivity and conductivity | 2.0 | N | 1 | 1 | 0.84 | 2.00 | 1.68 | ∞ |
| Liquid conductivity measurement | 4 | N | 1 | 0.78 | 0.71 | 3.12 | 2.84 | 5 |
| Liquid permittivity measurement | 5.0 | N | 1 | 0.23 | 0.26 | 1.15 | 1.30 | 5 |
| Liquid Conductivity - Temperature Uncertainty | 2.5 | R | √3 | 0.78 | 0.71 | 1.13 | 1.02 | ∞ |
| Liquid permittivity - Temperature Uncertainty | 2.5 | R | √3 | 0.23 | 0.26 | 0.33 | 0.38 | ∞ |
| Combined Standard Uncertainty | | RSS | | | | 10.16 | 10.03 | |
| Expanded Uncertainty (95% Confidence interval) | | k | | | | 20.32 | 20.06 | |

4. Measurement System

4.1 Specific Absorption Rate (SAR) Definition

SAR is related to the rate at which energy is absorbed per unit mass in an object exposed to a radio field. The SAR distribution in a biological body is complicated and is usually carried out by experimental techniques or numerical modeling. The standard recommends limits for two tiers of groups, occupational/controlled and general population/uncontrolled, based on a person's awareness and ability to exercise control over his or her exposure. In general, occupational/controlled exposure limits are higher than the limits for general population/uncontrolled.

The SAR definition is the time derivative (rate) of the incremental energy (dW) absorbed by (dissipated in) an incremental mass (dm) contained in a volume element (dv) of a given density (ρ). The equation description is as below:

$$\text{SAR} = \frac{d}{dt} \left(\frac{dW}{dm} \right) = \frac{d}{dt} \left(\frac{dW}{\rho dv} \right)$$

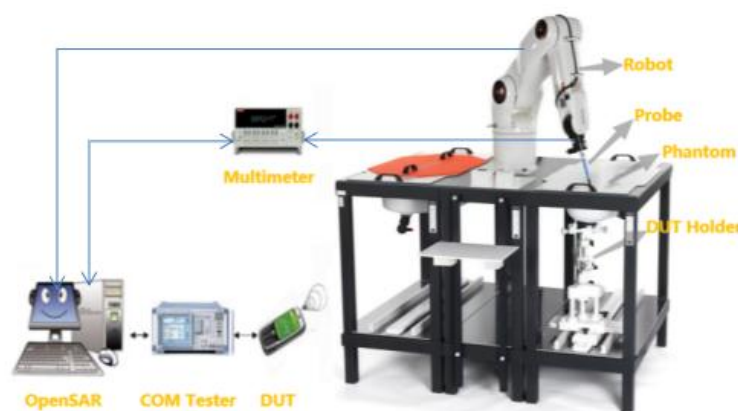
SAR is expressed in units of Watts per kilogram (W/kg) SAR measurement can be related to the electrical field in the tissue by

$$\text{SAR} = \frac{\sigma E^2}{\rho}$$

Where: σ is the conductivity of the tissue,
 ρ is the mass density of the tissue and E is the RMS electrical field strength.

4.2 MVG SAR System

4.2.1 SAR system diagram



4.2.2 Robot



A standard high precision 6-axis robot (Denso) with teaches pendant with Scanning System

- It must be able to scan all the volume of the phantom to evaluate the tridimensional distribution of SAR.
- Must be able to set the probe orthogonal of the surface of the phantom ($\pm 30^\circ$).
- Detects stresses on the probe and stop itself if necessary to keep the integrity of the probe.

4.2.3 E-Field Probe

For the measurements, the Specific Dosimetric SSE2 E-Field Probe with following specifications is used:

- Dynamic range: 0.01-100 W/kg
- Tip diameter: 2mm for SSE2
- Distance between probe tip and sensor centre: 1mm for SSE2
- Distance between sensor centre and the inner phantom surface: 2mm for $f \geq 4\text{GHz}$.
- Probe linearity: $< 0.25\text{dB}$.
- Axial Isotropy: $< 0.25\text{dB}$.
- Spherical Isotropy: $< 0.50\text{dB}$.
- Calibration range: 150 to 6000 MHz for head & body simulating liquid
- Angle between probe axis (evaluation axis) and surface normal line: less than 20° .



4.2.4 Phantoms

SAM Phantom

For the measurements the Specific Anthropomorphic Mannequin (SAM) defined by the IEEE SCC-34/SC2 group is used. The probe scanning of the E-Field is done in the 2 halves of the normalized head. The normalized shape of the phantom corresponds to the dimensions of 90% of an adult head size. It enables the dosimetric evaluation of left and right-hand phone usage and includes an additional flat phantom part for the simplified body performance check. The phantom set-up includes a cover, which prevents the evaporation of the liquid.



SAM Phantom

The thickness of the phantom amounts to $2\text{ mm} \pm 0.2\text{ mm}$. The materials for the phantom do not affect the radiation of the device under test (DUT) : $\epsilon' < 5$
The head is filled with tissue simulating liquid. The hand do not have to be modeled.

TWIN SAM phantom

| | Mechanical | Electrical | |
|-------------------|---|-----------------------|------|
| Overall thickness | $2 \pm 0.2\text{ mm}$ (except ear area) | Relative permittivity | 3.4 |
| Dimensions | 1000 mm(L) x 500 mm(W) x 200 mm(H) | Loss tangent | 0.02 |
| Maximum volume | 27 L | | |
| Material | Fiberglass based | | |

ELLIPTICAL Phantom

The phantom is for Body performance check filled with tissue-equivalent liquid to a depth of at least 150 mm, whose shell material is resistant to damage or reaction with tissue-equivalent liquid chemicals.



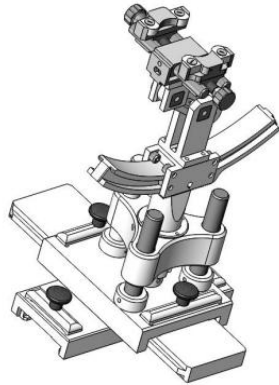
ELLI Phantom

The shape of the phantom is an ellipse with length $600\text{ mm} \pm 5\text{ mm}$ and width $400\text{ mm} \pm 5\text{ mm}$. The phantom shell is made of low-loss and low-permittivity material, having loss tangent $\tan \delta \leq 0.05$ and relative permittivity:
 $\epsilon' \leq 5$ for $f \leq 3\text{ GHz}$
 $3 \leq \epsilon' \leq 5$ for $f > 3\text{ GHz}$
 The thickness of the bottom-wall of the flat phantom is 2.0 mm with a tolerance of $\pm 0.2\text{ mm}$.

Technical & mechanical characteristics

| | |
|-----------------|---------------------------------|
| Shell thickness | $2\text{ mm} \pm 0.2\text{ mm}$ |
| Filling volume | 25 L |
| Dimensions | 600 mm x 400 mm x 200mm |
| Permittivity | 4.4 |
| Loss tangent | 0.017 |

4.2.5 Device Holder



| System Material | Permittivity | Loss tangent |
|-----------------|--------------|--------------|
| Delrin | 3.7 | 0.005 |

| System Material | Permittivity | Loss tangent |
|-----------------|--------------|--------------|
| PMMA | 2.9 | 0.028 |

(The positioning system allows obtaining cheek and tilting position with a very good accuracy. In compliance with CENELEC, the tilt angle uncertainty is lower than 1°.)


4.2.6 Simulating Liquid

For SAR measurement of the field distribution inside the phantom, the phantom must be filled with homogeneous tissue simulating liquid to a depth of at least 15 cm. For head SAR testing, the liquid height from the ear reference point (ERP) of the phantom to the liquid top surface is larger than 15 cm. For body SAR testing, the liquid height from the center of the flat phantom to the liquid top surface is larger than 15 cm. The nominal dielectric values of the tissue simulating liquids in the phantom and the tolerance of 5%.

Head Liquid Depth



Body Liquid Depth



The following table gives the recipes for tissue simulating liquid and the theoretical Conductivity/Permittivity.

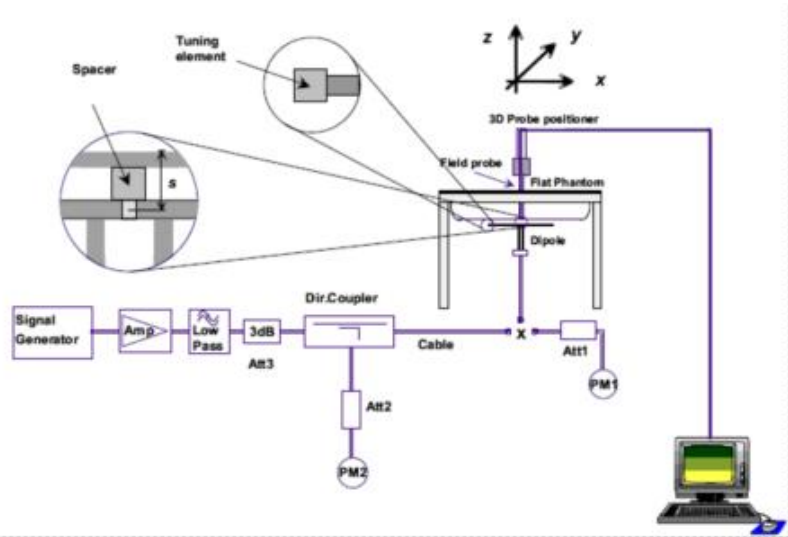
| Head (Reference IEEE1528) | | | | | | | | |
|-------------------------------------|-----------|--------------------|---------------|----------|------------------|----------|-----------------------------|-------------------------|
| Frequency (MHz) | Water (%) | Sugar (%) | Cellulose (%) | Salt (%) | Preventol (%) | DGBE (%) | Conductivity σ (S/m) | Permittivity ϵ |
| 750 | 41.1 | 57.0 | 0.2 | 1.4 | 0.2 | 0 | 0.89 | 41.9 |
| 835 | 40.3 | 57.9 | 0.2 | 1.4 | 0.2 | 0 | 0.90 | 41.5 |
| 900 | 40.3 | 57.9 | 0.2 | 1.4 | 0.2 | 0 | 0.97 | 41.5 |
| 1800, 1900, 2000 | 55.2 | 0 | 0 | 0.3 | 0 | 44.5 | 1.4 | 40.0 |
| 2450 | 55.0 | 0 | 0 | 0.1 | 0 | 44.9 | 1.80 | 39.2 |
| 2600 | 54.9 | 0 | 0 | 0.1 | 0 | 45.0 | 1.96 | 39.0 |
| Frequency (MHz) | Water (%) | Hexyl Carbitol (%) | | | Triton X-100 (%) | | Conductivity σ (S/m) | Permittivity ϵ |
| 5200 | 62.52 | 17.24 | | | 17.24 | | 4.66 | 36.0 |
| 5800 | 62.52 | 17.24 | | | 17.24 | | 5.27 | 35.3 |
| Body (From instrument manufacturer) | | | | | | | | |
| Frequency (MHz) | Water (%) | Sugar (%) | Cellulose (%) | Salt (%) | Preventol (%) | DGBE (%) | Conductivity σ (S/m) | Permittivity ϵ |
| 750 | 51.7 | 47.2 | 0 | 0.9 | 0.1 | 0 | 0.96 | 55.5 |
| 835 | 50.8 | 48.2 | 0 | 0.9 | 0.1 | 0 | 0.97 | 55.2 |
| 900 | 50.8 | 48.2 | 0 | 0.9 | 0.1 | 0 | 1.05 | 55.0 |
| 1800, 1900, 2000 | 70.2 | 0 | 0 | 0.4 | 0 | 29.4 | 1.52 | 53.3 |
| 2450 | 68.6 | 0 | 0 | 0.1 | 0 | 31.3 | 1.95 | 52.7 |
| 2600 | 68.2 | 0 | 0 | 0.1 | 0 | 31.7 | 2.16 | 52.5 |
| Frequency(MHz) | Water | DGBE (%) | | | Salt (%) | | Conductivity σ (S/m) | Permittivity ϵ |
| 5200 | 78.60 | 21.40 | | | / | | 5.30 | 49.00 |
| 5800 | 78.50 | 21.40 | | | 0.1 | | 6.00 | 48.20 |

5. System Verification

5.1 Purpose of System Check

The system performance check verifies that the system operates within its specifications. System and operator errors can be detected and corrected. It is recommended that the system performance check be performed prior to any usage of the system in order to guarantee reproducible results. The system performance check uses normal SAR measurements in a simplified setup with a well characterized source. The setup was selected to give a high sensitivity to all parameters that might fail or vary over time. The system check does not intend to replace the calibration of the components, but indicates situations where the system uncertainty is exceeded due to drift or failure.

5.2 System Check Setup



6. TEST POSITION CONFIGURATIONS

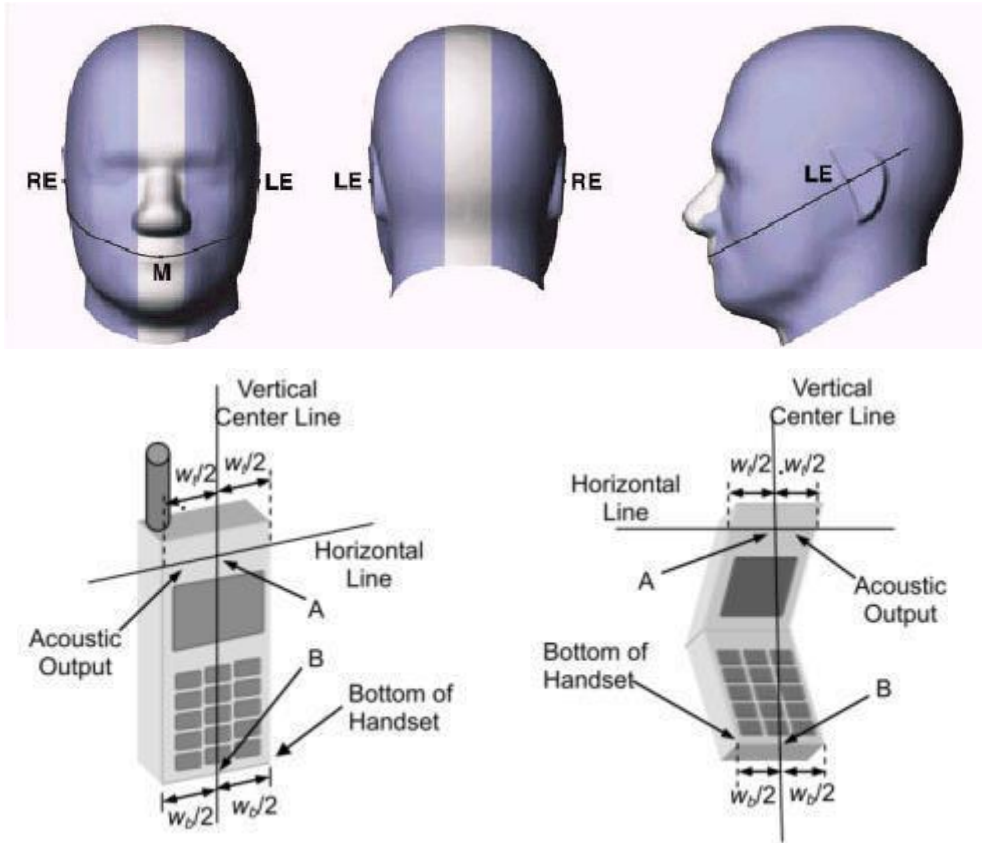
According to KDB 648474 D04 Handset, handsets are tested for SAR compliance in head, body-worn accessory and other use configurations described in the following subsections.

6.1 Head Exposure Conditions

Head exposure is limited to next to the ear voice mode operations. Head SAR compliance is tested according to the test positions defined in IEEE Std 1528-2013 using the SAM phantom illustrated as below.

6.1.1 Two Imaginary Lines on the Handset

- The vertical center line passes through two points on the front side of the handset - the midpoint of the width w_t of the handset at the level of the acoustic output, and the midpoint of the width w_b of the bottom of the handset.
- The horizontal line is perpendicular to the vertical center line and passes through the center of the acoustic output. The horizontal line is also tangential to the face of the handset at point A.
- The two lines intersect at point A. Note that for many handsets, point A coincides with the center of the acoustic output; however, the acoustic output may be located elsewhere on the horizontal line. Also note that the vertical center line is not necessarily parallel to the front face of the handset, especially for clamshell handsets, handsets with flip covers, and other irregularly shaped handsets.




6.1.2 Two Imaginary Lines on the Handset

- (a) To position the device with the vertical center line of the body of the device and the horizontal line crossing the center piece in a plane parallel to the sagittal plane of the phantom. While maintaining the device in this plane, align the vertical center line with the reference plane containing the three ear and mouth reference point (M: Mouth, RE: Right Ear, and LE: Left Ear) and align the center of the ear piece with the line RE-LE.
- (b) To move the device towards the phantom with the ear piece aligned with the line LE-RE until the phone touched the ear. While maintaining the device in the reference plane and maintaining the phone contact with the ear, move the bottom of the phone until any point on the front side is in contact with the cheek of the phantom or until contact with the ear is lost.



6.1.3 Titled Position

- (a) To position the device in the “cheek” position described above.
- (b) While maintaining the device the reference plane described above and pivoting against the ear, moves it outward away from the mouth by an angle of 15 degrees or until contact with the ear is lost.

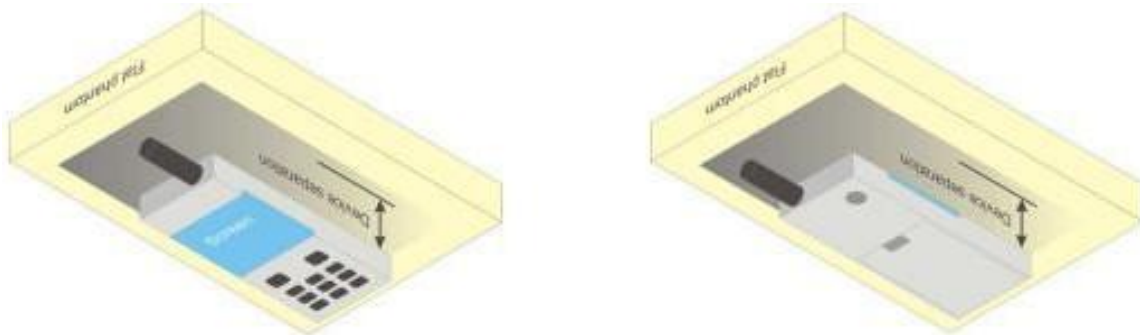


6.2 Body-worn Position Conditions

Body-worn accessory exposure is typically related to voice mode operations when handsets are carried in body-worn accessories. The body-worn accessory procedures in KDB 447498 are used to test for body-worn accessory SAR compliance, without a headset connected to it. This enables the test results for such configuration to be compatible with that required for hotspot mode when the body-worn accessory test separation distance is greater than or equal to that required for hotspot mode. When the reported SAR for a body-worn accessory.

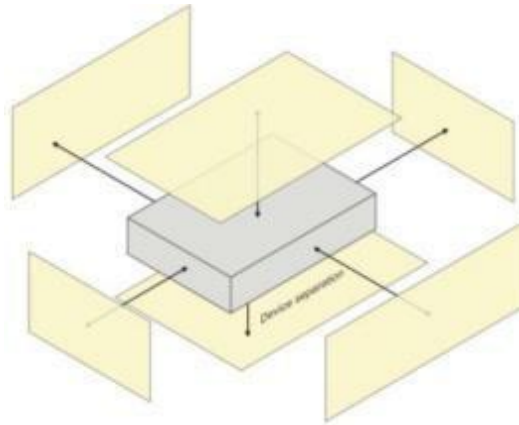
Body-worn accessories that do not contain metallic or conductive components may be tested according to worst-case exposure configurations, typically according to the smallest test separation distance required for the group of body-worn accessories with similar operating and exposure characteristics. All body-worn accessories containing metallic components are tested in conjunction with the host device.

Body-worn accessory SAR compliance is based on a single minimum test separation distance for all wireless and operating modes applicable to each body-worn accessory used by the host, and according to the relevant voice and/or data mode transmissions and operations. If a body-worn accessory supports voice only operations in its normal and expected use conditions, testing of data mode for body-worn compliance is not required. A conservative minimum test separation distance for supporting off-the-shelf body-worn accessories that may be acquired by users of consumer handsets is used to test for body-worn accessory SAR compliance. This distance is determined by the handset manufacturer, according to the requirements of Supplement C 01-01. Devices that are designed to operate on the body of users using lanyards and straps, or without requiring additional body-worn accessories, will be tested using a conservative minimum test separation distance ≤ 5 mm to support compliance.



6.3 Hotspot Mode Exposure Position Conditions

For handsets that support hotspot mode operations, with wireless router capabilities and various web browsing functions, the relevant hand and body exposure conditions are tested according to the hotspot SAR procedures in KDB 941225. A test separation distance of 10 mm is required between the phantom and all surfaces and edges with a transmitting antenna located within 25 mm from that surface or edge. When the form factor of a handset is smaller than 9 cm x 5 cm, a test separation distance of 5 mm (instead of 10 mm) is required for testing hotspot mode. When the separation distance required for body-worn accessory testing is larger than or equal to that tested for hotspot mode, in the same wireless mode and for the same surface of the phone, the hotspot mode SAR data may be used to support body-worn accessory SAR compliance for that particular configuration (surface).



6.4 Product Specific 10g Exposure Consideration

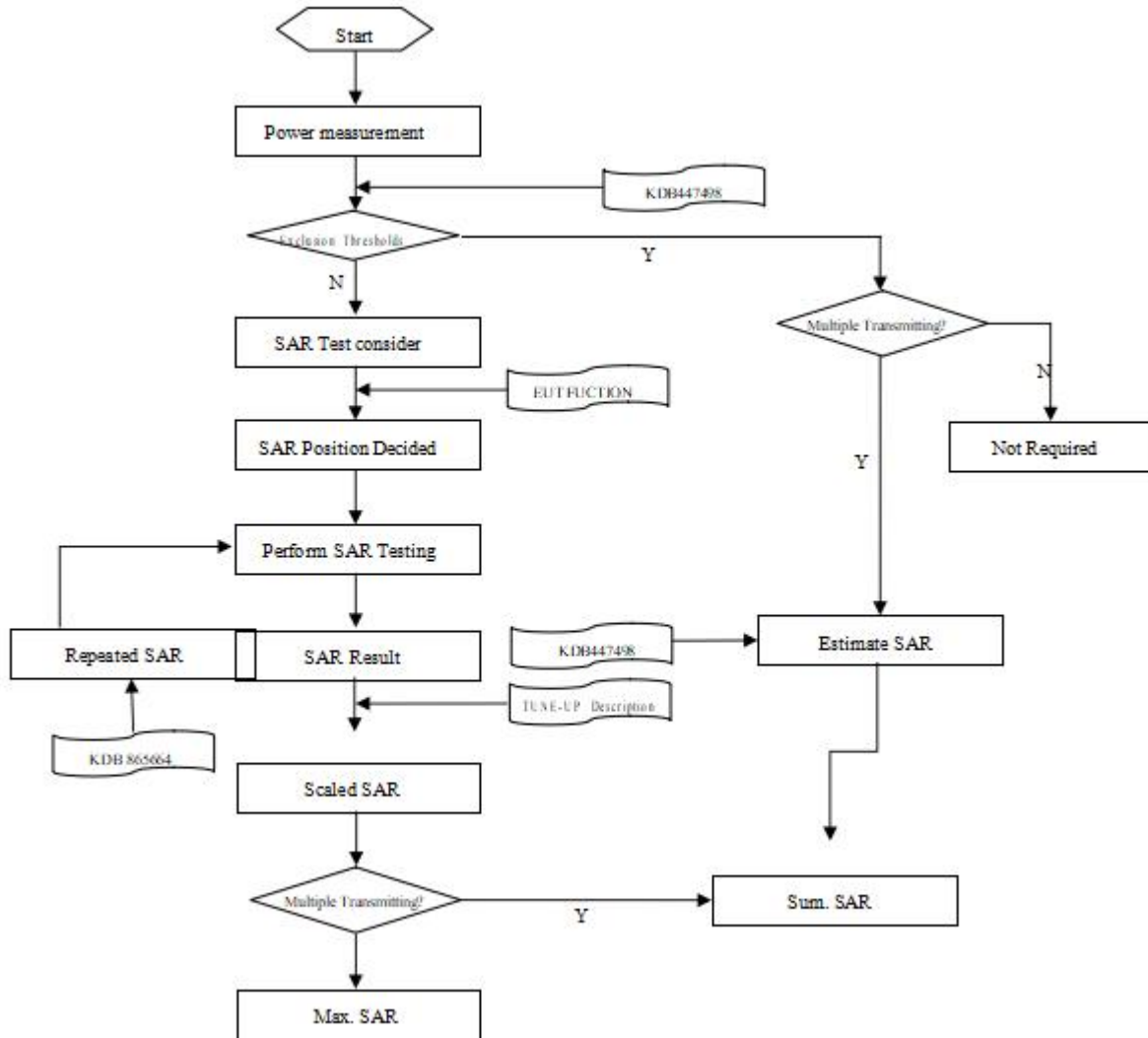
According with FCC KDB 648474 D04, for smart phones with a display diagonal dimension > 15.0 cm or an overall diagonal dimension > 16.0 cm that provide similar mobile web access and multimedia support found in mini-tablets or UMPC mini-tablets that support voice calls next to the ear, unless it is confirmed otherwise through KDB inquiries, the following phablet procedures should be applied to evaluate SAR compliance for each applicable wireless modes and frequency band. Devices marketed as phablets, regardless of form factors and operating characteristics must be tested as a phablet to determine SAR compliance;

The UMPC mini-tablet procedures must also be applied to test the SAR of all surfaces and edges with an antenna located at ≤ 25 mm from that surface or edge, in direct contact with a flat phantom, for 10-g extremity SAR according to the body-equivalent tissue dielectric parameters in KDB 865664 to address interactive hand use exposure conditions. The UMPC mini-tablet 1-g SAR at 5 mm is not required. When hotspot mode applies, 10-g extremity SAR is required only for the surfaces and edges with hotspot mode 1-g reported SAR > 1.2 W/kg.

7. Measurement Procedure

7.1 Measurement Process Diagram

Body SAR



7.2 SAR Scan General Requirement

Probe boundary effect error compensation is required for measurements with the probe tip closer than half a probe tip diameter to the phantom surface. Both the probe tip diameter and sensor offset distance must satisfy measurement protocols; to ensure probe boundary effect errors are minimized and the higher fields closest to the phantom surface can be correctly measured and extrapolated to the phantom surface for computing 1 g SAR. Tolerances of the post-processing algorithms must be verified by the test laboratory for the scan resolutions used in the SAR measurements, according to the reference distribution functions specified in IEEE Std 1528-2013.

| | | ≤3GHz | >3GHz |
|---|---|---|--|
| Maximum distance from closest measurement point (geometric center of probe sensors) to phantom surface | | 5±1 mm | $\frac{1}{2} \delta \ln(2) \pm 0.5$ mm |
| Maximum probe angle from probe axis to phantom surface normal at the measurement location | | 30°±1° | 20°±1° |
| Maximum area scan spatial resolution: Δx Area , Δy Area | | ≤ 2 GHz: ≤ 15 mm 2 – 3 GHz: ≤ 12 mm | 3–4 GHz: ≤ 12 mm 4 – 6 GHz: ≤ 10 mm |
| | | When the x or y dimension of the test device, in the measurement plane orientation, is smaller than the above, the measurement resolution must be ≤ the corresponding x or y dimension of the test device with at least one measurement point on the test device. | |
| Maximum zoom scan spatial resolution: Δx Zoom , Δy Zoom | | ≤ 2 GHz: ≤ 8 mm 2 – 3 GHz: ≤ 5 mm* | 3–4 GHz: ≤ 5 mm* 4 – 6 GHz: ≤ 4 mm* |
| Maximum zoom scan spatial resolution, normal to phantom surface | uniform grid: Δz Zoom (n) | ≤ 5 mm | 3–4 GHz: ≤ 4 mm |
| | | | 4–5 GHz: ≤ 3 mm |
| | graded grid | Δz Zoom (1): between 1st two points closest to phantom surface | 5–6 GHz: ≤ 2 mm |
| | | | 3–4 GHz: ≤ 3 mm 4–5 GHz: ≤ 2.5 mm |
| | Δz Zoom (n>1): between subsequent points | ≤ 1.5·Δz Zoom (n-1) | |
| Minimum zoom scan volume | x, y, z | ≥30 mm | 3–4 GHz: ≥ 28 mm |
| | | | 4–5 GHz: ≥ 25 mm |
| | | | 5–6 GHz: ≥ 22 mm |
| Note: 1. δ is the penetration depth of a plane-wave at normal incidence to the tissue medium; see draft standard IEEE P1528- 2011 for details. 2. * When zoom scan is required and the reported SAR from the area scan based 1 g SAR estimation procedures of KDB 447498 is ≤ 1.4 W/kg, ≤ 8 mm, ≤ 7 mm and ≤ 5 mm zoom scan resolution may be applied, respectively, for 2 GHz to 3GHz, 3 GHz to 4 GHz and 4 GHz to 6 GHz. | | | |

7.3 Measurement Procedure

The following steps are used for each test position

- a. Establish a call with the maximum output power with a base station simulator. The connection between the mobile and the base station simulator is established via air interface
- b. Measurement of the local E-field value at a fixed location. This value serves as a reference value for calculating a possible power drift.
- c. Measurement of the SAR distribution with a grid of 8 to 16mm * 8 to 16 mm and a constant distance to the inner surface of the phantom. Since the sensors cannot directly measure at the inner phantom surface, the values between the sensors and the inner phantom surface are extrapolated. With these values the area of the maximum SAR is calculated by an interpolation scheme.
- d. Around this point, a cube of 30 * 30 * 30 mm or 32 * 32 * 32 mm is assessed by measuring 5 or 8 * 5 or 8*4 or 5 mm. With these data, the peak spatial-average SAR value can be calculated.

7.4 Area & Zoom Scan Procedure

First Area Scan is used to locate the approximate location(s) of the local peak SAR value(s). The measurement grid within an Area Scan is defined by the grid extent, grid step size and grid offset. Next, in order to determine the EM field distribution in a three-dimensional spatial extension, Zoom Scan is required. The Zoom Scan is performed around the highest E-field value to determine the averaged SAR-distribution over 10 g. Area scan and zoom scan resolution setting follows KDB 865664 D01v01r04 quoted below.

When the 1 g SAR of the highest peak is within 2 dB of the SAR limit, additional zoom scans are required for other peaks within 2 dB of the highest peak that have not been included in any zoom scan to ensure there is no increase in SAR.

8. Conducted RF Output Power

8.1 GSM

| Mode: GSM850 | | Maximum Tune-up(dBm) | Burst Average Power (dBm) | | | Division Factors | Frame-Average Power (dBm) | | |
|--|-----------|----------------------|---------------------------|--------------|-----------|------------------|---------------------------|--------------|-----------|
| | | | CH128 | CH190 | CH251 | | CH128 | CH190 | CH251 |
| | | | 824.2MHz | 836.6MHz | 848.8MHz | | 824.2MHz | 836.6MHz | 848.8MHz |
| GSM | | 33.00 | 32.58 | 32.23 | 32.56 | -9.03 | 23.55 | 23.20 | 23.53 |
| GPRS (GMSK) | 1Tx slot | 32.50 | 32.35 | 32.32 | 32.24 | -9.03 | 23.32 | 23.29 | 23.21 |
| | 2Tx slots | 31.50 | 31.18 | 31.15 | 31.29 | -6.02 | 25.16 | 25.13 | 25.27 |
| | 3Tx slots | 31.50 | 31.29 | 31.30 | 31.30 | -4.26 | 27.03 | 27.04 | 27.04 |
| | 4Tx slots | 31.50 | 31.14 | 31.19 | 31.13 | -3.01 | 28.13 | 28.18 | 28.12 |
| EGPRS (8PSK) | 1Tx slot | 31.50 | 31.31 | 31.16 | 31.31 | -9.03 | 22.28 | 22.13 | 22.28 |
| | 2Tx slots | 31.50 | 31.16 | 31.12 | 31.28 | -6.02 | 25.14 | 25.10 | 25.26 |
| | 3Tx slots | 31.50 | 31.27 | 31.11 | 31.31 | -4.26 | 27.01 | 26.85 | 27.05 |
| | 4Tx slots | 31.50 | 31.12 | 31.21 | 31.12 | -3.01 | 28.11 | 28.20 | 28.11 |
| Mode: GSM1900 | | Maximum Tune-up(dBm) | Burst Average Power (dBm) | | | Division Factors | Frame-Average Power (dBm) | | |
| | | | CH512 | CH661 | CH810 | | CH512 | CH661 | CH810 |
| | | | 1850.2MHz | 1880.0MHz | 1909.8MHz | | 1850.2MHz | 1880.0MHz | 1909.8MHz |
| GSM | | 31.00 | 30.54 | 30.34 | 30.28 | -9.03 | 21.51 | 21.31 | 21.25 |
| GPRS (GMSK) | 1Tx slot | 30.50 | 30.31 | 30.2 | 30.21 | -9.03 | 21.28 | 21.17 | 21.18 |
| | 2Tx slots | 30.00 | 29.52 | 29.49 | 29.54 | -6.02 | 23.50 | 23.47 | 23.52 |
| | 3Tx slots | 30.00 | 29.44 | 29.42 | 29.54 | -4.26 | 25.18 | 25.16 | 25.28 |
| | 4Tx slots | 30.00 | 29.54 | 29.57 | 29.53 | -3.01 | 26.53 | 26.56 | 26.52 |
| EGPRS (8PSK) | 1Tx slot | 30.00 | 29.42 | 29.42 | 29.55 | -9.03 | 20.39 | 20.39 | 20.52 |
| | 2Tx slots | 30.00 | 29.53 | 29.49 | 29.5 | -6.02 | 23.51 | 23.47 | 23.48 |
| | 3Tx slots | 30.00 | 29.53 | 29.51 | 29.53 | -4.26 | 25.27 | 25.25 | 25.27 |
| | 4Tx slots | 30.00 | 29.57 | 29.57 | 29.59 | -3.01 | 26.56 | 26.56 | 26.58 |
| Note: 1) Division Factors To average the power, the division factor is as follows: 1Tx-slot = 1 transmit time slot out of 8 time slots=> conducted power divided by (8/1) => -9.03dB 2Tx-slots = 2 transmit time slots out of 8 time slots=> conducted power divided by (8/2) => -6.02dB 3Tx-slots = 3 transmit time slots out of 8 time slots=> conducted power divided by (8/3) => -4.26dB 4Tx-slots = 4 transmit time slots out of 8 time slots=> conducted power divided by (8/4) => -3.01dB | | | | | | | | | |

8.2 WCDMA

| Mode | | Maximum Tune-up(dBm) | WCDMA Band II | | |
|-----------|-----------|----------------------|-----------------------|--------------|--------------|
| | | | Conducted Power (dBm) | | |
| | | | CH9262 | CH9400 | CH9538 |
| RMC 12.2K | | 23.50 | 23.08 | 23.42 | 23.34 |
| HSDPA | Subtest-1 | 22.50 | 22.37 | 22.38 | 22.34 |
| | Subtest-2 | 22.50 | 22.24 | 22.29 | 22.32 |
| | Subtest-3 | 22.50 | 22.37 | 22.29 | 22.30 |
| | Subtest-4 | 22.50 | 22.36 | 22.24 | 22.39 |
| HSUPA | Subtest-1 | 22.50 | 22.36 | 22.35 | 22.36 |
| | Subtest-2 | 22.50 | 22.30 | 22.22 | 22.28 |
| | Subtest-3 | 22.50 | 22.25 | 22.21 | 22.22 |
| | Subtest-4 | 22.50 | 22.23 | 22.33 | 22.36 |
| | Subtest-5 | 22.50 | 22.21 | 22.24 | 22.31 |
| Mode | | Maximum Tune-up(dBm) | WCDMA Band V | | |
| | | | Conducted Power (dBm) | | |
| | | | CH4132 | CH4183 | CH4233 |
| RMC 12.2K | | 23.50 | 23.45 | 23.22 | 23.48 |
| HSDPA | Subtest-1 | 22.50 | 22.43 | 22.46 | 22.38 |
| | Subtest-2 | 22.50 | 22.45 | 22.33 | 22.38 |
| | Subtest-3 | 22.50 | 22.35 | 22.41 | 22.47 |
| | Subtest-4 | 22.50 | 22.33 | 22.41 | 22.31 |
| HSUPA | Subtest-1 | 22.50 | 22.38 | 22.36 | 22.34 |
| | Subtest-2 | 22.50 | 22.41 | 22.36 | 22.33 |
| | Subtest-3 | 22.50 | 22.31 | 22.35 | 22.31 |
| | Subtest-4 | 22.50 | 22.49 | 22.42 | 22.42 |
| | Subtest-5 | 22.50 | 22.37 | 22.49 | 22.32 |

Per KDB 941225 D01, when the maximum output power and tune-up tolerance specified for production units in a secondary mode is ≤ 1 dB higher than the primary mode (RMC12.2kbps) or when the highest reported SAR of the primary mode is scaled by the ratio of specified maximum output power and tune-up tolerance of secondary to primary mode and the adjusted SAR is ≤ 1.2 W/kg, SAR measurement is not required for the secondary mode.

8.3 LTE

Band 2

| LTE-FDD Band 2 | | | | Maximum Tune-up(dBm) | Conducted Power(dBm) | | | |
|----------------|------------|---------------|------------|----------------------|----------------------|----------------------|-----------|-----------|
| Bandwidth | Modulation | RB allocation | RB offset | | 18607 | 18900 | 19193 | |
| | | | | | 1850.7MHz | 1880.0MHz | 1909.3MHz | |
| 1.4MHz | QPSK | 1 | 0 | 23.00 | 22.37 | 22.54 | 22.82 | |
| | | | 2 | 23.00 | 22.35 | 22.62 | 22.94 | |
| | | | 5 | 23.00 | 22.33 | 22.50 | 22.83 | |
| | | 3 | 0 | 23.00 | 22.50 | 22.61 | 22.89 | |
| | | | 2 | 23.00 | 22.48 | 22.60 | 22.86 | |
| | | | 3 | 23.00 | 22.49 | 22.55 | 22.91 | |
| | 16QAM | 6 | 0 | 22.00 | 21.44 | 21.58 | 21.85 | |
| | | | 0 | 22.00 | 21.60 | 21.53 | 21.91 | |
| | | | 2 | 22.50 | 21.76 | 21.77 | 22.20 | |
| | | 1 | 5 | 22.00 | 21.52 | 21.59 | 21.88 | |
| | | | 0 | 22.00 | 21.42 | 21.44 | 21.79 | |
| | | | 2 | 22.00 | 21.41 | 21.47 | 21.81 | |
| 3 | 3 | 22.00 | 21.39 | 21.45 | 21.81 | | | |
| | 6 | 21.00 | 20.48 | 20.61 | 20.76 | | | |
| | 0 | 21.00 | 20.48 | 20.61 | 20.76 | | | |
| Bandwidth | Modulation | RB allocation | RB offset | Maximum Tune-up(dBm) | 18615 | 18900 | 19185 | |
| | | | | | 1851.5MHz | 1880.0MHz | 1908.5MHz | |
| 3MHz | QPSK | 1 | 0 | 23.00 | 22.48 | 22.65 | 22.98 | |
| | | | 7 | 23.50 | 22.53 | 22.66 | 23.02 | |
| | | | 14 | 23.00 | 22.51 | 22.59 | 22.95 | |
| | | 8 | 0 | 22.00 | 21.52 | 21.69 | 21.91 | |
| | | | 4 | 22.00 | 21.52 | 21.70 | 21.90 | |
| | | | 7 | 22.00 | 21.54 | 21.67 | 21.98 | |
| | 15 | 0 | 22.00 | 21.53 | 21.62 | 21.91 | | |
| | 16QAM | 1 | 0 | 22.00 | 21.71 | 21.72 | 21.80 | |
| | | | 7 | 22.00 | 21.67 | 21.75 | 21.90 | |
| | | | 14 | 22.00 | 21.67 | 21.72 | 21.89 | |
| | | 8 | 0 | 21.00 | 20.58 | 20.67 | 20.95 | |
| | | | 4 | 21.00 | 20.56 | 20.67 | 20.98 | |
| | | | 7 | 21.50 | 20.58 | 20.66 | 21.04 | |
| | | 15 | 0 | 21.00 | 20.48 | 20.57 | 20.86 | |
| | | Bandwidth | Modulation | RB allocation | RB offset | Maximum Tune-up(dBm) | 18625 | 18900 |
| | | | | | | 1852.5MHz | 1880.0MHz | 1907.5MHz |
| 5MHz | QPSK | 1 | 0 | 23.00 | 22.35 | 22.57 | 22.86 | |
| | | | 13 | 23.00 | 22.43 | 22.22 | 22.54 | |
| | | | 24 | 22.50 | 22.10 | 22.10 | 22.46 | |
| | | 12 | 0 | 21.50 | 21.10 | 21.18 | 21.34 | |
| | | | 6 | 21.50 | 21.11 | 21.15 | 21.33 | |
| | | | 13 | 22.00 | 21.33 | 21.12 | 21.53 | |
| | 25 | 0 | 21.50 | 21.37 | 21.17 | 21.46 | | |
| | 16QAM | 1 | 0 | 21.50 | 21.02 | 21.24 | 21.35 | |
| | | | 13 | 22.00 | 21.23 | 21.40 | 21.52 | |
| | | | 24 | 21.50 | 21.07 | 21.36 | 21.37 | |
| | | 12 | 0 | 20.50 | 20.00 | 20.19 | 20.35 | |
| | | | 6 | 20.50 | 20.08 | 20.16 | 20.31 | |
| | | | 13 | 21.00 | 20.25 | 20.22 | 20.57 | |
| | | 25 | 0 | 21.00 | 20.37 | 20.22 | 20.56 | |

| LTE-FDD Band 2 | | | | Maximum Tune-up(dBm) | Conducted Power(dBm) | | | |
|----------------|------------|---------------|---------------|----------------------|----------------------|----------------------|-----------|-----------|
| Bandwidth | Modulation | RB allocation | RB offset | | 18650 | 18900 | 19150 | |
| | | | | | 1855.0MHz | 1880.0MHz | 1905.0MHz | |
| 10MHz | QPSK | 1 | 0 | 22.50 | 21.98 | 22.19 | 22.16 | |
| | | | 25 | 23.00 | 21.99 | 22.27 | 22.50 | |
| | | | 49 | 22.50 | 21.96 | 22.06 | 22.41 | |
| | | 25 | 0 | 21.50 | 20.95 | 21.23 | 21.43 | |
| | | | 13 | 21.50 | 20.99 | 21.18 | 21.43 | |
| | | | 25 | 22.00 | 21.17 | 21.21 | 21.56 | |
| | 50 | 0 | 22.00 | 21.07 | 21.19 | 21.51 | | |
| | | 16QAM | 1 | 0 | 21.50 | 21.21 | 21.19 | 21.04 |
| | | | | 25 | 21.50 | 21.27 | 21.41 | 21.39 |
| | 49 | | | 21.50 | 21.12 | 21.27 | 21.28 | |
| | 25 | | 0 | 21.00 | 19.94 | 20.27 | 20.53 | |
| | | | 13 | 20.50 | 19.94 | 20.26 | 20.49 | |
| | | | 25 | 21.00 | 20.15 | 20.29 | 20.66 | |
| | 50 | 0 | 21.00 | 20.09 | 20.27 | 20.51 | | |
| | Bandwidth | Modulation | RB allocation | RB offset | Maximum Tune-up(dBm) | 18675 | 18900 | 19125 |
| 1857.5MHz | | | | | | 1880.0MHz | 1902.5MHz | |
| 15MHz | QPSK | 1 | 0 | 22.50 | 21.88 | 22.21 | 21.95 | |
| | | | 38 | 22.50 | 21.95 | 22.12 | 22.25 | |
| | | | 74 | 22.50 | 21.85 | 21.96 | 22.39 | |
| | | 36 | 0 | 21.50 | 21.03 | 21.28 | 21.46 | |
| | | | 18 | 21.50 | 21.00 | 21.27 | 21.43 | |
| | | | 39 | 21.50 | 20.98 | 21.27 | 21.46 | |
| | 75 | 0 | 21.50 | 21.02 | 21.30 | 21.44 | | |
| | 16QAM | 1 | 0 | 21.50 | 21.10 | 21.18 | 20.86 | |
| | | | 38 | 21.50 | 21.12 | 21.37 | 21.11 | |
| | | | 74 | 21.50 | 20.97 | 21.29 | 21.25 | |
| | | 36 | 0 | 21.50 | 21.01 | 21.26 | 21.43 | |
| | | | 18 | 21.50 | 20.98 | 21.25 | 21.43 | |
| | | | 39 | 21.50 | 21.00 | 21.28 | 21.44 | |
| | | 75 | 0 | 20.50 | 19.95 | 20.27 | 20.39 | |
| | | Bandwidth | Modulation | RB allocation | RB offset | Maximum Tune-up(dBm) | 18700 | 18900 |
| 1860.0MHz | | | | | | | 1880.0MHz | 1900.0MHz |
| 20MHz | QPSK | 1 | 0 | 22.50 | 21.82 | 22.19 | 21.68 | |
| | | | 50 | 22.50 | 22.10 | 22.28 | 22.18 | |
| | | | 99 | 22.50 | 22.08 | 21.84 | 22.13 | |
| | | 50 | 0 | 21.50 | 20.76 | 21.32 | 21.33 | |
| | | | 25 | 21.50 | 20.78 | 21.27 | 21.33 | |
| | | | 50 | 21.50 | 20.90 | 21.39 | 21.25 | |
| | 100 | 0 | 21.50 | 20.89 | 21.37 | 21.36 | | |
| | 16QAM | 1 | 0 | 21.00 | 20.82 | 20.92 | 20.76 | |
| | | | 50 | 21.50 | 21.16 | 21.30 | 21.27 | |
| | | | 99 | 21.50 | 20.86 | 21.05 | 21.18 | |
| | | 50 | 0 | 20.50 | 19.80 | 20.28 | 20.39 | |
| | | | 25 | 20.50 | 19.75 | 20.27 | 20.38 | |
| | | | 50 | 20.50 | 19.86 | 20.41 | 20.40 | |
| | | 100 | 0 | 20.50 | 19.88 | 20.43 | 20.41 | |

Band 4

| LTE-FDD Band 4 | | | | Maximum Tune-up(dBm) | Conducted Power(dBm) | | | | |
|----------------|------------|---------------|------------|----------------------|----------------------|----------------------|-----------|-------|-------|
| Bandwidth | Modulation | RB allocation | RB offset | | 19957 | 20175 | 20393 | | |
| | | | | | 1710.7MHz | 1732.5MHz | 1754.3MHz | | |
| 1.4MHz | QPSK | 1 | 0 | 21.00 | 20.70 | 20.61 | 20.25 | | |
| | | | 2 | 21.00 | 20.74 | 20.67 | 20.39 | | |
| | | | 5 | 21.00 | 20.61 | 20.59 | 20.27 | | |
| | | 3 | 0 | 21.00 | 20.74 | 20.68 | 20.29 | | |
| | | | 2 | 21.00 | 20.76 | 20.66 | 20.31 | | |
| | | | 3 | 21.00 | 20.71 | 20.72 | 20.33 | | |
| | | 6 | 0 | 20.00 | 19.68 | 19.61 | 19.34 | | |
| | | 16QAM | 1 | 0 | 20.00 | 19.75 | 19.80 | 19.31 | |
| | | | | 2 | 20.00 | 19.93 | 19.92 | 19.48 | |
| | 5 | | | 20.00 | 19.74 | 19.69 | 19.35 | | |
| | 3 | | 0 | 20.00 | 19.62 | 19.59 | 19.13 | | |
| | | | 2 | 20.00 | 19.60 | 19.58 | 19.18 | | |
| | | | 3 | 20.00 | 19.59 | 19.55 | 19.14 | | |
| | 6 | | 0 | 19.00 | 18.72 | 18.50 | 18.34 | | |
| | Bandwidth | | Modulation | RB allocation | RB offset | Maximum Tune-up(dBm) | 19965 | 20175 | 20385 |
| | 3MHz | | QPSK | 1 | 0 | 21.00 | 20.69 | 20.56 | 19.84 |
| | | 7 | | | 21.00 | 20.64 | 20.44 | 19.74 | |
| | | 14 | | | 21.00 | 20.71 | 20.15 | 19.80 | |
| 8 | | 0 | | 20.00 | 19.67 | 19.10 | 18.79 | | |
| | | 4 | | 20.00 | 19.67 | 19.08 | 18.77 | | |
| | | 7 | | 20.00 | 19.69 | 19.03 | 18.77 | | |
| 15 | | 0 | | 20.00 | 19.65 | 19.05 | 18.71 | | |
| 16QAM | | 1 | | 0 | 20.00 | 19.93 | 19.85 | 18.93 | |
| | | | | 7 | 20.00 | 19.80 | 19.20 | 18.88 | |
| | | | 14 | 20.00 | 19.76 | 19.15 | 18.91 | | |
| | | 8 | 0 | 19.00 | 18.74 | 18.09 | 17.81 | | |
| | | | 4 | 19.00 | 18.76 | 18.10 | 17.81 | | |
| | | | 7 | 19.00 | 18.74 | 18.04 | 17.79 | | |
| | | 15 | 0 | 19.00 | 18.71 | 18.03 | 17.71 | | |
| | | Bandwidth | Modulation | RB allocation | RB offset | Maximum Tune-up(dBm) | 19976 | 20175 | 20375 |
| | | 5MHz | QPSK | 1 | 0 | 20.50 | 20.14 | 20.09 | 19.72 |
| 13 | | | | | 20.50 | 20.29 | 20.17 | 19.82 | |
| 24 | | | | | 20.50 | 20.14 | 20.01 | 19.73 | |
| 12 | 0 | | | 19.50 | 19.06 | 19.15 | 18.71 | | |
| | 6 | | | 19.50 | 19.08 | 19.14 | 18.67 | | |
| | 13 | | | 19.50 | 19.19 | 19.03 | 18.78 | | |
| 25 | 0 | | | 19.50 | 19.17 | 19.12 | 18.74 | | |
| 16QAM | 1 | | | 0 | 19.50 | 19.10 | 19.34 | 18.67 | |
| | | | | 13 | 19.50 | 19.25 | 19.40 | 18.84 | |
| | | | 24 | 19.50 | 19.12 | 19.23 | 18.68 | | |
| | 12 | | 0 | 18.50 | 18.11 | 18.17 | 17.63 | | |
| | | | 6 | 18.50 | 18.06 | 18.20 | 17.64 | | |
| | | | 13 | 18.50 | 18.17 | 18.05 | 17.70 | | |
| | 25 | | 0 | 18.50 | 18.20 | 18.12 | 17.70 | | |

| LTE-FDD Band 4 | | | | Maximum Tune-up(dBm) | Conducted Power(dBm) | | | |
|----------------|------------|---------------|---------------|----------------------|----------------------|-----------|-----------|-----------|
| Bandwidth | Modulation | RB allocation | RB offset | | 20000 | 20175 | 20350 | |
| | | | | | 1715.0MHz | 1732.5MHz | 1750.0MHz | |
| 10MHz | QPSK | 1 | 0 | 20.50 | 20.13 | 20.16 | 19.70 | |
| | | | 25 | 20.50 | 20.23 | 20.17 | 19.82 | |
| | | | 49 | 20.50 | 20.21 | 19.98 | 19.75 | |
| | | 25 | 0 | 19.50 | 19.00 | 19.27 | 18.67 | |
| | | | 13 | 19.50 | 19.03 | 19.28 | 18.69 | |
| | | | 25 | 19.50 | 19.24 | 19.01 | 18.81 | |
| | 16QAM | 1 | 0 | 19.50 | 19.34 | 19.35 | 18.83 | |
| | | | 25 | 19.50 | 19.32 | 19.30 | 19.06 | |
| | | | 49 | 19.50 | 19.36 | 19.10 | 18.91 | |
| | | 25 | 0 | 18.50 | 17.99 | 18.33 | 17.67 | |
| | | | 13 | 18.50 | 18.02 | 18.30 | 17.68 | |
| | | | 25 | 18.50 | 18.23 | 18.06 | 17.77 | |
| | 50 | 0 | 18.50 | 18.09 | 18.18 | 17.68 | | |
| | Bandwidth | Modulation | RB allocation | RB offset | Maximum Tune-up(dBm) | 20025 | 20175 | 20325 |
| | | | | | | 1717.5MHz | 1732.5MHz | 1747.5MHz |
| | 15MHz | QPSK | 1 | 0 | 20.50 | 20.05 | 19.98 | 19.68 |
| 38 | | | | 20.50 | 20.13 | 20.06 | 19.75 | |
| 74 | | | | 20.50 | 20.11 | 19.74 | 19.63 | |
| 36 | | | 0 | 19.50 | 19.08 | 19.08 | 18.77 | |
| | | | 18 | 19.50 | 19.09 | 19.08 | 18.77 | |
| | | | 39 | 19.50 | 19.10 | 19.10 | 18.77 | |
| 75 | | 0 | 19.50 | 19.06 | 19.10 | 18.79 | | |
| 16QAM | | 1 | 0 | 19.50 | 19.13 | 19.35 | 18.81 | |
| | | | 38 | 19.50 | 19.33 | 19.31 | 18.86 | |
| | | | 74 | 19.50 | 19.29 | 19.07 | 18.77 | |
| | | 36 | 0 | 19.50 | 19.13 | 19.10 | 18.75 | |
| | | | 18 | 19.50 | 19.12 | 19.12 | 18.75 | |
| | | | 39 | 19.50 | 19.07 | 19.09 | 18.78 | |
| 75 | | 0 | 18.50 | 18.10 | 18.10 | 17.73 | | |
| Bandwidth | | Modulation | RB allocation | RB offset | Maximum Tune-up(dBm) | 20050 | 20175 | 20300 |
| | | | | | | 1720.0MHz | 1732.5MHz | 1745.0MHz |
| 20MHz | QPSK | 1 | 0 | 20.00 | 19.90 | 19.92 | 19.73 | |
| | | | 50 | 20.50 | 20.39 | 20.31 | 19.87 | |
| | | | 99 | 20.00 | 19.99 | 19.57 | 19.57 | |
| | | 50 | 0 | 19.50 | 19.01 | 19.31 | 18.80 | |
| | | | 25 | 19.50 | 19.00 | 19.30 | 18.77 | |
| | | | 50 | 19.50 | 19.09 | 18.79 | 18.74 | |
| | 100 | 0 | 19.50 | 19.06 | 19.18 | 18.76 | | |
| | 16QAM | 1 | 0 | 19.50 | 18.91 | 19.15 | 18.70 | |
| | | | 50 | 19.50 | 19.42 | 19.40 | 18.95 | |
| | | | 99 | 19.00 | 19.00 | 18.80 | 18.54 | |
| | | 50 | 0 | 18.50 | 17.98 | 18.32 | 17.78 | |
| | | | 25 | 18.50 | 18.00 | 18.32 | 17.79 | |
| | | | 50 | 18.50 | 18.15 | 17.85 | 17.74 | |
| | 100 | 0 | 18.50 | 18.04 | 18.12 | 17.74 | | |

Band 5

| LTE-FDD Band 5 | | | | Maximum Tune-up(dBm) | Conducted Power(dBm) | | |
|----------------|------------|---------------|-----------|----------------------|----------------------|----------|----------|
| Bandwidth | Modulation | RB allocation | RB offset | | 20407 | 20525 | 20643 |
| | | | | | 824.7MHz | 836.5MHz | 848.3MHz |
| 1.4MHz | QPSK | 1 | 0 | 22.00 | 21.90 | 21.85 | 21.64 |
| | | | 2 | 22.50 | 22.04 | 21.94 | 21.82 |
| | | | 5 | 22.00 | 21.89 | 21.83 | 21.70 |
| | | 3 | 0 | 22.00 | 21.97 | 21.96 | 21.96 |
| | | | 2 | 22.00 | 21.97 | 21.94 | 21.96 |
| | | | 3 | 22.50 | 22.00 | 22.01 | 21.93 |
| | 6 | 0 | 21.00 | 20.97 | 20.85 | 20.77 | |
| | 16QAM | 1 | 0 | 21.50 | 21.08 | 21.17 | 21.07 |
| | | | 2 | 21.50 | 21.33 | 21.42 | 21.17 |
| | | | 5 | 21.50 | 21.09 | 21.13 | 20.96 |
| | | 3 | 0 | 21.00 | 20.90 | 20.95 | 20.91 |
| | | | 2 | 21.50 | 20.88 | 21.01 | 20.94 |
| 3 | | | 21.00 | 20.86 | 21.00 | 20.82 | |
| 6 | 0 | 20.50 | 20.06 | 19.86 | 19.91 | | |
| Bandwidth | Modulation | RB allocation | RB offset | Maximum Tune-up(dBm) | 20415 | 20525 | 20635 |
| | | | | | 825.5MHz | 836.5MHz | 847.5MHz |
| 3MHz | QPSK | 1 | 0 | 22.00 | 21.92 | 21.86 | 21.83 |
| | | | 7 | 22.00 | 21.92 | 21.83 | 21.76 |
| | | | 14 | 22.00 | 21.91 | 21.82 | 21.74 |
| | | 8 | 0 | 21.00 | 20.90 | 20.87 | 20.78 |
| | | | 4 | 21.00 | 20.90 | 20.87 | 20.77 |
| | | | 7 | 21.00 | 20.95 | 20.86 | 20.82 |
| | 15 | 0 | 21.00 | 20.93 | 20.92 | 20.87 | |
| | 16QAM | 1 | 0 | 21.50 | 21.17 | 21.23 | 21.15 |
| | | | 7 | 21.50 | 21.12 | 21.19 | 21.08 |
| | | | 14 | 21.50 | 21.07 | 21.09 | 20.96 |
| | | 8 | 0 | 20.50 | 20.04 | 19.95 | 19.99 |
| | | | 4 | 20.50 | 20.06 | 19.95 | 20.01 |
| | | | 7 | 20.50 | 20.03 | 19.96 | 19.94 |
| | | 15 | 0 | 20.00 | 19.94 | 19.90 | 19.96 |

| LTE-FDD Band 5 | | | | Maximum Tune-up(dBm) | Conducted Power(dBm) | | | |
|----------------|------------|---------------|-----------|----------------------|----------------------|----------|----------|-------|
| Bandwidth | Modulation | RB allocation | RB offset | | 20425 | 20525 | 20625 | |
| | | | | | 826.5MHz | 836.5MHz | 846.5MHz | |
| 5MHz | QPSK | 1 | 0 | 22.00 | 21.86 | 21.89 | 21.81 | |
| | | | 13 | 22.50 | 22.05 | 21.98 | 21.86 | |
| | | | 24 | 22.00 | 21.87 | 21.78 | 21.68 | |
| | | 12 | 0 | 21.00 | 20.94 | 20.98 | 20.90 | |
| | | | 6 | 21.00 | 20.97 | 20.96 | 20.95 | |
| | | | 13 | 21.00 | 21.00 | 20.94 | 20.93 | |
| | | 25 | 0 | 21.00 | 20.96 | 21.00 | 20.97 | |
| | | 16QAM | 1 | 0 | 21.50 | 20.95 | 21.22 | 20.94 |
| | | | | 13 | 21.50 | 21.15 | 21.34 | 21.10 |
| | 24 | | | 21.50 | 21.01 | 21.13 | 20.79 | |
| | 12 | | 0 | 20.50 | 19.95 | 20.05 | 19.99 | |
| | | | 6 | 20.50 | 19.99 | 20.04 | 19.97 | |
| | | | 13 | 20.50 | 19.97 | 20.04 | 19.98 | |
| | 25 | 0 | 20.50 | 20.01 | 20.06 | 20.05 | | |

| Bandwidth | Modulation | RB allocation | RB offset | Maximum Tune-up(dBm) | 20450 | 20525 | 20600 |
|-----------|------------|---------------|-----------|----------------------|--------------|----------|----------|
| | | | | | 829.0MHz | 836.5MHz | 844.0MHz |
| 10MHz | QPSK | 1 | 0 | 22.00 | 21.85 | 21.87 | 21.76 |
| | | | 25 | 22.00 | 22.00 | 21.84 | 21.89 |
| | | | 49 | 22.00 | 21.88 | 21.79 | 21.75 |
| | | 25 | 0 | 21.50 | 21.01 | 21.01 | 21.00 |
| | | | 13 | 21.50 | 21.06 | 20.98 | 21.02 |
| | | | 25 | 21.50 | 21.07 | 20.99 | 20.99 |
| | 16QAM | 1 | 0 | 21.50 | 21.11 | 21.18 | 21.02 |
| | | | 25 | 21.50 | 21.25 | 21.40 | 21.09 |
| | | | 49 | 21.50 | 21.17 | 21.05 | 21.05 |
| | | 25 | 0 | 20.50 | 20.05 | 20.13 | 20.03 |
| | | | 13 | 20.50 | 20.07 | 20.14 | 20.04 |
| | | | 25 | 20.50 | 20.13 | 20.07 | 20.08 |
| | | 50 | 0 | 20.50 | 20.08 | 20.09 | 19.99 |

Band 7

| LTE-FDD Band 7 | | | | Maximum Tune-up(dBm) | Conducted Power(dBm) | | | |
|----------------|------------|---------------|------------|----------------------|----------------------|----------------------|-----------|-----------|
| Bandwidth | Modulation | RB allocation | RB offset | | 20775 | 21100 | 21425 | |
| | | | | | 2502.5MHz | 2535.0MHz | 2567.5MHz | |
| 5MHz | QPSK | 1 | 0 | 24.00 | 23.86 | 23.71 | 23.70 | |
| | | | 12 | 24.00 | 23.95 | 23.80 | 23.88 | |
| | | | 24 | 24.00 | 23.73 | 23.68 | 23.79 | |
| | | 12 | 0 | 23.00 | 22.82 | 22.74 | 22.71 | |
| | | | 6 | 23.00 | 22.80 | 22.72 | 22.72 | |
| | | | 13 | 23.00 | 22.72 | 22.60 | 22.69 | |
| | 25 | 0 | 23.00 | 22.74 | 22.68 | 22.65 | | |
| | 16QAM | 1 | 0 | 23.00 | 22.68 | 22.78 | 22.65 | |
| | | | 12 | 23.00 | 22.76 | 22.86 | 22.82 | |
| | | | 24 | 23.00 | 22.64 | 22.75 | 22.66 | |
| | | 12 | 0 | 22.00 | 21.67 | 21.68 | 21.68 | |
| | | | 6 | 22.00 | 21.70 | 21.66 | 21.68 | |
| | | | 13 | 22.00 | 21.69 | 21.64 | 21.61 | |
| | | 25 | 0 | 22.00 | 21.73 | 21.60 | 21.65 | |
| | | Bandwidth | Modulation | RB allocation | RB offset | Maximum Tune-up(dBm) | 20800 | 21100 |
| 2505.0MHz | | | | | | | 2535.0MHz | 2565.0MHz |
| 10MHz | QPSK | 1 | 0 | 24.00 | 23.78 | 23.75 | 23.68 | |
| | | | 24 | 24.00 | 23.89 | 24.00 | 23.91 | |
| | | | 49 | 24.00 | 23.68 | 23.69 | 23.69 | |
| | | 25 | 0 | 23.00 | 22.88 | 22.78 | 22.77 | |
| | | | 12 | 23.00 | 22.88 | 22.78 | 22.76 | |
| | | | 25 | 23.00 | 22.76 | 22.70 | 22.74 | |
| | 50 | 0 | 23.00 | 22.79 | 22.65 | 22.74 | | |
| | 16QAM | 1 | 0 | 23.00 | 22.86 | 22.72 | 22.54 | |
| | | | 24 | 23.00 | 22.95 | 22.87 | 22.74 | |
| | | | 49 | 23.00 | 22.80 | 22.65 | 22.63 | |
| | | 25 | 0 | 22.00 | 21.83 | 21.76 | 21.75 | |
| | | | 12 | 22.00 | 21.79 | 21.75 | 21.74 | |
| | | | 25 | 22.00 | 21.70 | 21.68 | 21.73 | |
| | | 50 | 0 | 22.00 | 21.71 | 21.62 | 21.70 | |

| LTE-FDD Band 7 | | | | Maximum Tune-up(dBm) | Conducted Power(dBm) | | | | |
|----------------|------------|---------------|---------------|----------------------|----------------------|----------------------|-----------|-----------|-----------|
| Bandwidth | Modulation | RB allocation | RB offset | | 20825 | 21100 | 21375 | | |
| | | | | | 2507.5MHz | 2535.0MHz | 2562.5MHz | | |
| 15MHz | QPSK | 1 | 0 | 24.00 | 23.67 | 23.62 | 23.55 | | |
| | | | 38 | 24.00 | 23.80 | 23.91 | 23.78 | | |
| | | | 74 | 24.00 | 23.59 | 23.53 | 23.64 | | |
| | | 38 | 0 | 23.00 | 22.96 | 22.91 | 22.83 | | |
| | | | 18 | 23.00 | 22.86 | 22.92 | 22.83 | | |
| | | | 37 | 23.00 | 22.87 | 22.83 | 22.82 | | |
| | | 75 | 0 | 23.00 | 22.87 | 22.85 | 22.82 | | |
| | | 16QAM | 1 | 0 | 23.00 | 22.71 | 22.79 | 22.37 | |
| | | | | 38 | 23.00 | 22.89 | 22.93 | 22.65 | |
| | 74 | | | 23.00 | 22.70 | 22.69 | 22.48 | | |
| | 38 | | 0 | 23.00 | 22.87 | 22.92 | 22.83 | | |
| | | | 18 | 23.00 | 22.87 | 22.90 | 22.82 | | |
| | | | 37 | 23.00 | 22.87 | 22.85 | 22.82 | | |
| | 75 | 0 | 22.00 | 21.80 | 21.73 | 21.70 | | | |
| | Bandwidth | Modulation | RB allocation | RB offset | Maximum Tune-up(dBm) | 20850 | 21100 | 21350 | |
| 20MHz | QPSK | 1 | 0 | 24.00 | 23.64 | 23.50 | 23.24 | | |
| | | | 49 | 24.50 | 23.98 | 24.02 | 23.82 | | |
| | | | 99 | 24.00 | 23.58 | 23.48 | 23.38 | | |
| | | 50 | 0 | 23.00 | 22.79 | 22.67 | 22.74 | | |
| | | | 25 | 23.00 | 22.81 | 22.69 | 22.69 | | |
| | | | 50 | 23.00 | 22.71 | 22.52 | 22.65 | | |
| | | 100 | 0 | 23.00 | 22.76 | 22.64 | 22.72 | | |
| | | 16QAM | 1 | 0 | 23.00 | 22.51 | 22.58 | 22.28 | |
| | | | | 49 | 23.00 | 22.88 | 22.95 | 22.85 | |
| | 99 | | | 23.00 | 22.56 | 22.47 | 22.43 | | |
| | 50 | | 0 | 22.00 | 21.72 | 21.62 | 21.73 | | |
| | | | 25 | 22.00 | 21.73 | 21.67 | 21.70 | | |
| | | | 50 | 22.00 | 21.72 | 21.53 | 21.66 | | |
| | 100 | | 0 | 22.00 | 21.69 | 21.56 | 21.64 | | |
| | Bandwidth | | Modulation | RB allocation | RB offset | Maximum Tune-up(dBm) | 2510.0MHz | 2535.0MHz | 2560.0MHz |

Band 12

| LTE-FDD Band 12 | | | | Maximum Tune-up(dBm) | Conducted Power(dBm) | | | |
|-----------------|------------|---------------|---------------|----------------------|----------------------|----------|----------|-------|
| Bandwidth | Modulation | RB allocation | RB offset | | 23017 | 23095 | 23173 | |
| | | | | | 699.7MHz | 707.5MHz | 715.3MHz | |
| 1.4MHz | QPSK | 1 | 0 | 25.00 | 24.72 | 24.72 | 24.72 | |
| | | | 2 | 25.00 | 24.83 | 24.77 | 24.91 | |
| | | | 5 | 25.00 | 24.63 | 24.69 | 24.76 | |
| | | 3 | 0 | 25.00 | 24.73 | 24.75 | 24.75 | |
| | | | 2 | 25.00 | 24.72 | 24.76 | 24.73 | |
| | | | 3 | 25.00 | 24.75 | 24.79 | 24.79 | |
| | | 6 | 0 | 24.00 | 23.72 | 23.78 | 23.80 | |
| | | 16QAM | 1 | 0 | 24.00 | 23.81 | 23.59 | 23.71 |
| | | | | 2 | 24.50 | 24.01 | 23.75 | 23.87 |
| | 5 | | | 24.00 | 23.79 | 23.59 | 23.75 | |
| | 3 | | 0 | 24.00 | 23.62 | 23.60 | 23.61 | |
| | | | 2 | 24.00 | 23.65 | 23.56 | 23.61 | |
| | | | 3 | 24.00 | 23.62 | 23.54 | 23.57 | |
| | 6 | 0 | 23.00 | 22.62 | 22.77 | 22.77 | | |
| | Bandwidth | Modulation | RB allocation | RB offset | Maximum Tune-up(dBm) | 23017 | 23095 | 23173 |

| Bandwidth | Modulation | RB allocation | RB offset | Maximum Tune-up(dBm) | 23025 | 23095 | 23165 | |
|-----------|------------|---------------|------------|----------------------|-----------|----------------------|--------------|----------|
| | | | | | 700.5MHz | 707.5MHz | 714.5MHz | |
| 3MHz | QPSK | 1 | 0 | 25.00 | 24.70 | 24.75 | 24.86 | |
| | | | 7 | 25.00 | 24.70 | 24.75 | 24.81 | |
| | | | 14 | 25.00 | 24.72 | 24.76 | 24.82 | |
| | | 8 | 0 | 24.00 | 23.76 | 23.76 | 23.77 | |
| | | | 4 | 24.00 | 23.76 | 23.79 | 23.76 | |
| | | | 7 | 24.00 | 23.76 | 23.75 | 23.82 | |
| | 15 | 0 | 24.00 | 23.74 | 23.74 | 23.71 | | |
| | 16QAM | 1 | 0 | 24.00 | 23.93 | 23.87 | 23.66 | |
| | | | 7 | 24.00 | 23.80 | 23.85 | 23.65 | |
| | | | 14 | 24.00 | 23.89 | 23.88 | 23.69 | |
| | | 8 | 0 | 23.00 | 22.79 | 22.73 | 22.81 | |
| | | | 4 | 23.00 | 22.81 | 22.79 | 22.77 | |
| | | | 7 | 23.00 | 22.79 | 22.77 | 22.83 | |
| | | 15 | 0 | 23.00 | 22.67 | 22.71 | 22.66 | |
| | | Bandwidth | Modulation | RB allocation | RB offset | Maximum Tune-up(dBm) | 23035 | 23095 |
| 701.5MHz | | | | | | | 707.5MHz | 713.5MHz |
| 5MHz | QPSK | 1 | 0 | 25.00 | 24.68 | 24.70 | 24.80 | |
| | | | 13 | 25.00 | 24.81 | 24.84 | 24.93 | |
| | | | 24 | 25.00 | 24.69 | 24.76 | 24.80 | |
| | | 12 | 0 | 24.00 | 23.74 | 23.78 | 23.76 | |
| | | | 6 | 24.00 | 23.70 | 23.82 | 23.75 | |
| | | | 13 | 24.00 | 23.88 | 23.73 | 23.84 | |
| | 25 | 0 | 24.00 | 23.80 | 23.73 | 23.76 | | |
| | 16QAM | 1 | 0 | 24.00 | 23.69 | 23.92 | 23.77 | |
| | | | 13 | 24.50 | 23.84 | 24.02 | 23.89 | |
| | | | 24 | 24.00 | 23.72 | 23.88 | 23.71 | |
| | | 12 | 0 | 23.00 | 22.68 | 22.82 | 22.76 | |
| | | | 6 | 23.00 | 22.70 | 22.78 | 22.81 | |
| | | | 13 | 23.00 | 22.82 | 22.76 | 22.82 | |
| | | 25 | 0 | 23.00 | 22.80 | 22.78 | 22.87 | |
| | | Bandwidth | Modulation | RB allocation | RB offset | Maximum Tune-up(dBm) | 23060 | 23095 |
| 704.0MHz | | | | | | | 707.5MHz | 711.0MHz |
| 10MHz | QPSK | 1 | 0 | 25.00 | 24.59 | 24.68 | 24.70 | |
| | | | 25 | 25.00 | 24.75 | 24.87 | 24.94 | |
| | | | 49 | 25.00 | 24.72 | 24.84 | 24.77 | |
| | | 25 | 0 | 24.00 | 23.65 | 23.66 | 23.95 | |
| | | | 13 | 24.00 | 23.66 | 23.70 | 23.97 | |
| | | | 25 | 24.00 | 23.70 | 23.64 | 23.93 | |
| | 50 | 0 | 24.00 | 23.71 | 23.71 | 23.92 | | |
| | 16QAM | 1 | 0 | 24.00 | 23.79 | 23.79 | 23.59 | |
| | | | 25 | 24.50 | 24.01 | 23.93 | 23.88 | |
| | | | 49 | 24.00 | 23.93 | 23.96 | 23.64 | |
| | | 25 | 0 | 23.00 | 22.63 | 22.71 | 22.99 | |
| | | | 13 | 23.00 | 22.65 | 22.72 | 22.99 | |
| | | | 25 | 23.50 | 22.67 | 22.69 | 23.01 | |
| | | 50 | 0 | 23.00 | 22.68 | 22.75 | 22.98 | |

Band 14

| LTE-FDD Band 14 | | | | Maximum Tune-up(dBm) | Conducted Power(dBm) | | | |
|-----------------|------------|---------------|------------|----------------------|----------------------|----------------------|----------|--|
| Bandwidth | Modulation | RB allocation | RB offset | | 23305 | 23330 | 23355 | |
| | | | | | 790.5MHz | 793.0MHz | 795.5MHz | |
| 5MHz | QPSK | 1 | 0 | 25.50 | 25.05 | 25.06 | 25.12 | |
| | | | 13 | 25.50 | 25.19 | 25.18 | 25.24 | |
| | | | 24 | 25.50 | 25.08 | 25.08 | 25.13 | |
| | | 12 | 0 | 24.50 | 24.08 | 24.18 | 24.20 | |
| | | | 6 | 24.50 | 24.13 | 24.17 | 24.21 | |
| | | | 13 | 24.50 | 24.00 | 24.02 | 24.10 | |
| | 25 | 0 | 24.50 | 24.03 | 24.07 | 24.16 | | |
| | 16QAM | 1 | 0 | 24.50 | 24.02 | 24.15 | 24.03 | |
| | | | 13 | 24.50 | 24.11 | 24.30 | 24.20 | |
| | | | 24 | 24.50 | 24.00 | 24.22 | 24.09 | |
| | | 12 | 0 | 23.50 | 23.04 | 23.14 | 23.13 | |
| | | | 6 | 23.50 | 23.01 | 23.12 | 23.20 | |
| | | | 13 | 23.50 | 22.90 | 23.00 | 23.07 | |
| | | 25 | 0 | 23.50 | 23.01 | 23.06 | 23.14 | |
| | | Bandwidth | Modulation | RB allocation | RB offset | Maximum Tune-up(dBm) | 23330 | |
| 10MHz | | QPSK | 1 | 0 | 25.50 | 25.11 | | |
| | 25 | | | 25.50 | 25.20 | | | |
| | 49 | | | 25.50 | 25.10 | | | |
| | 25 | | 0 | 24.50 | 24.18 | | | |
| | | | 13 | 24.50 | 24.17 | | | |
| | | | 25 | 24.50 | 24.01 | | | |
| | 50 | 0 | 24.50 | 24.15 | | | | |
| | 16QAM | 1 | 0 | 24.50 | 24.25 | | | |
| | | | 25 | 24.50 | 24.28 | | | |
| | | | 49 | 24.50 | 24.27 | | | |
| | | 25 | 0 | 23.50 | 23.11 | | | |
| | | | 13 | 23.50 | 23.11 | | | |
| | | | 25 | 23.00 | 22.99 | | | |
| | | 50 | 0 | 23.50 | 23.04 | | | |
| | | Bandwidth | Modulation | RB allocation | RB offset | Maximum Tune-up(dBm) | 793.0MHz | |

Band 17

| LTE-FDD Band 17 | | | | Maximum Tune-up(dBm) | Conducted Power(dBm) | | |
|-----------------|------------|---------------|-----------|----------------------|----------------------|--------|----------|
| Bandwidth | Modulation | RB allocation | RB offset | | 23755 | 23790 | 23825 |
| | | | | | 706.5MHz | 710MHz | 713.5MHz |
| 5MHz | QPSK | 1 | 0 | 25.00 | 24.72 | 24.72 | 24.75 |
| | | | 13 | 25.00 | 24.84 | 24.85 | 24.89 |
| | | | 24 | 25.00 | 24.77 | 24.79 | 24.77 |
| | | 12 | 0 | 24.00 | 23.73 | 23.86 | 23.69 |
| | | | 6 | 24.00 | 23.75 | 23.81 | 23.72 |
| | | | 13 | 24.00 | 23.72 | 23.73 | 23.82 |
| | 25 | 0 | 24.00 | 23.73 | 23.80 | 23.75 | |
| | 16QAM | 1 | 0 | 24.00 | 23.70 | 23.88 | 23.76 |
| | | | 13 | 24.50 | 23.78 | 24.02 | 23.87 |
| | | | 24 | 24.00 | 23.74 | 23.95 | 23.69 |
| | | 12 | 0 | 23.00 | 22.71 | 22.85 | 22.73 |
| | | | 6 | 23.00 | 22.72 | 22.87 | 22.75 |
| | | | 13 | 23.00 | 22.70 | 22.78 | 22.83 |
| | | 25 | 0 | 23.00 | 22.69 | 22.81 | 22.87 |

| Bandwidth | Modulation | RB allocation | RB offset | Maximum Tune-up(dBm) | 23780 | 23790 | 23800 |
|-----------|------------|---------------|-----------|----------------------|--------|--------|--------------|
| | | | | | 709MHz | 710MHz | 711MHz |
| 10MHz | QPSK | 1 | 0 | 25.00 | 24.62 | 24.68 | 24.68 |
| | | | 25 | 25.00 | 24.77 | 24.92 | 24.97 |
| | | | 49 | 25.00 | 24.79 | 24.80 | 24.82 |
| | | 25 | 0 | 24.00 | 23.84 | 23.91 | 23.97 |
| | | | 13 | 24.00 | 23.86 | 23.92 | 23.96 |
| | | | 25 | 24.00 | 23.78 | 23.94 | 24.00 |
| | 50 | 0 | 24.00 | 23.87 | 23.90 | 23.88 | |
| | 16QAM | 1 | 0 | 24.00 | 23.79 | 23.78 | 23.55 |
| | | | 25 | 24.00 | 24.00 | 23.92 | 23.88 |
| | | | 49 | 24.00 | 23.95 | 23.91 | 23.72 |
| | | 25 | 0 | 23.50 | 22.80 | 22.95 | 23.03 |
| | | | 13 | 23.50 | 22.78 | 22.99 | 23.03 |
| | | | 25 | 23.50 | 22.79 | 23.00 | 23.04 |
| | | 50 | 0 | 23.00 | 22.80 | 22.91 | 22.98 |

Band 25

| LTE-FDD Band 25 | | | | Maximum Tune-up(dBm) | Conducted Power(dBm) | | | |
|-----------------|------------|---------------|------------|----------------------|----------------------|----------------------|-----------|-----------|
| Bandwidth | Modulation | RB allocation | RB offset | | 26047 | 26365 | 26683 | |
| | | | | 1850.7MHz | 1882.5MHz | 1914.3MHz | | |
| 1.4MHz | QPSK | 1 | 0 | 22.50 | 22.21 | 22.17 | 22.48 | |
| | | | 2 | 23.00 | 22.20 | 22.34 | 22.66 | |
| | | | 5 | 22.50 | 22.04 | 22.24 | 22.48 | |
| | | 3 | 0 | 23.00 | 22.24 | 22.32 | 22.58 | |
| | | | 2 | 23.00 | 22.21 | 22.31 | 22.61 | |
| | | | 3 | 23.00 | 22.19 | 22.37 | 22.60 | |
| | 6 | 0 | 22.00 | 21.11 | 21.30 | 21.55 | | |
| | 16QAM | 1 | 0 | 21.50 | 21.32 | 21.36 | 21.37 | |
| | | | 2 | 22.00 | 21.46 | 21.55 | 21.61 | |
| | | | 5 | 21.50 | 21.24 | 21.40 | 21.38 | |
| | | 3 | 0 | 21.50 | 21.12 | 21.29 | 21.37 | |
| | | | 2 | 21.50 | 21.15 | 21.26 | 21.46 | |
| | | | 3 | 21.50 | 21.15 | 21.24 | 21.37 | |
| | | 6 | 0 | 21.00 | 20.22 | 20.19 | 20.55 | |
| | | Bandwidth | Modulation | RB allocation | RB offset | Maximum Tune-up(dBm) | 26055 | 26365 |
| 1851.5MHz | | | | | | | 1882.5MHz | 1913.5MHz |
| 3MHz | QPSK | 1 | 0 | 23.00 | 22.21 | 22.25 | 22.52 | |
| | | | 7 | 23.00 | 22.08 | 22.20 | 22.51 | |
| | | | 14 | 23.00 | 22.14 | 22.19 | 22.52 | |
| | | 8 | 0 | 22.00 | 21.12 | 21.25 | 21.57 | |
| | | | 4 | 22.00 | 21.12 | 21.28 | 21.59 | |
| | | | 7 | 22.00 | 21.13 | 21.23 | 21.50 | |
| | 15 | 0 | 22.00 | 21.10 | 21.28 | 21.50 | | |
| | 16QAM | 1 | 0 | 21.50 | 21.37 | 21.44 | 21.43 | |
| | | | 7 | 21.50 | 21.26 | 21.39 | 21.42 | |
| | | | 14 | 21.50 | 21.27 | 21.35 | 21.40 | |
| | | 8 | 0 | 21.00 | 20.20 | 20.30 | 20.60 | |
| | | | 4 | 21.00 | 20.19 | 20.32 | 20.60 | |
| | | | 7 | 21.00 | 20.12 | 20.29 | 20.52 | |
| | | 15 | 0 | 20.50 | 20.10 | 20.21 | 20.43 | |

| Bandwidth | Modulation | RB allocation | RB offset | Maximum Tune-up(dBm) | 26065 | 26365 | 26665 |
|-----------|------------|---------------|-----------|----------------------|-----------|-----------|-----------|
| | | | | | 1852.5MHz | 1882.5MHz | 1912.5MHz |
| 5MHz | QPSK | 1 | 0 | 23.00 | 22.02 | 22.19 | 22.58 |
| | | | 13 | 23.00 | 22.13 | 22.29 | 22.67 |
| | | | 24 | 22.50 | 22.06 | 22.11 | 22.47 |
| | | 12 | 0 | 21.50 | 21.03 | 21.16 | 21.41 |
| | | | 6 | 21.50 | 21.03 | 21.16 | 21.43 |
| | | | 13 | 21.50 | 21.07 | 21.24 | 21.28 |
| | 25 | 0 | 21.50 | 21.13 | 21.28 | 21.34 | |
| | 16QAM | 1 | 0 | 22.00 | 21.10 | 21.42 | 21.54 |
| | | | 13 | 22.00 | 21.15 | 21.54 | 21.58 |
| | | | 24 | 22.00 | 21.05 | 21.43 | 21.50 |
| | | 12 | 0 | 20.50 | 20.05 | 20.26 | 20.45 |
| | | | 6 | 20.50 | 20.08 | 20.26 | 20.44 |
| | | | 13 | 20.50 | 20.10 | 20.27 | 20.32 |
| | | 25 | 0 | 20.50 | 20.09 | 20.29 | 20.41 |

| LTE-FDD Band 25 | | | | Maximum Tune-up(dBm) | Conducted Power(dBm) | | | |
|-----------------|------------|---------------|-----------|----------------------|----------------------|-----------|-----------|-------|
| Bandwidth | Modulation | RB allocation | RB offset | | 26090 | 26365 | 26640 | |
| | | | | | 1855.0MHz | 1882.5MHz | 1910.0MHz | |
| 10MHz | QPSK | 1 | 0 | 23.00 | 22.06 | 22.40 | 22.65 | |
| | | | 25 | 23.00 | 22.23 | 22.33 | 22.69 | |
| | | | 49 | 22.50 | 22.08 | 22.23 | 22.46 | |
| | | 25 | 0 | 21.50 | 21.11 | 21.28 | 21.36 | |
| | | | 13 | 21.50 | 21.07 | 21.27 | 21.33 | |
| | | | 25 | 21.50 | 21.22 | 21.37 | 21.44 | |
| | 50 | 0 | 21.50 | 21.19 | 21.32 | 21.32 | | |
| | 16QAM | 1 | 0 | 21.50 | 21.30 | 21.36 | 21.40 | |
| | | | 25 | 22.00 | 21.36 | 21.60 | 21.65 | |
| | | | 49 | 21.50 | 21.25 | 21.38 | 21.47 | |
| | | 25 | 0 | 20.50 | 20.06 | 20.37 | 20.37 | |
| | | | 13 | 20.50 | 20.04 | 20.38 | 20.38 | |
| | | | 25 | 21.00 | 20.23 | 20.46 | 20.50 | |
| | | 50 | 0 | 20.50 | 20.19 | 20.40 | 20.36 | |
| | | 15MHz | QPSK | 1 | 0 | 23.00 | 22.41 | 22.84 |
| 38 | | | | | 23.00 | 22.08 | 22.26 | 22.57 |
| 74 | 22.50 | | | | 22.05 | 22.11 | 22.45 | |
| 36 | 0 | | | 22.00 | 21.16 | 21.37 | 21.58 | |
| | 18 | | | 22.00 | 21.15 | 21.39 | 21.55 | |
| | 39 | | | 22.00 | 21.24 | 21.35 | 21.56 | |
| 75 | 0 | | 22.00 | 21.16 | 21.39 | 21.57 | | |
| 16QAM | 1 | | 0 | 21.50 | 21.22 | 21.39 | 21.07 | |
| | | | 38 | 22.00 | 21.34 | 21.55 | 21.43 | |
| | | | 74 | 21.50 | 21.12 | 21.40 | 21.30 | |
| | 36 | | 0 | 22.00 | 21.24 | 21.36 | 21.60 | |
| | | | 18 | 22.00 | 21.14 | 21.37 | 21.61 | |
| | | | 39 | 22.00 | 21.36 | 21.38 | 21.58 | |
| | 75 | | 0 | 21.00 | 20.27 | 20.36 | 20.55 | |

| Bandwidth | Modulation | RB allocation | RB offset | Maximum Tune-up(dBm) | 26140 | 26365 | 26590 |
|-----------|------------|---------------|-----------|----------------------|-----------|-----------|--------------|
| | | | | | 1860.0MHz | 1882.5MHz | 1905.0MHz |
| 20MHz | QPSK | 1 | 0 | 22.50 | 21.91 | 22.39 | 21.79 |
| | | | 50 | 22.50 | 22.31 | 22.42 | 22.49 |
| | | | 99 | 22.50 | 22.20 | 21.98 | 22.17 |
| | | 50 | 0 | 22.00 | 20.90 | 21.39 | 21.75 |
| | | | 25 | 22.00 | 20.89 | 21.31 | 21.70 |
| | | | 50 | 22.00 | 21.02 | 21.64 | 21.87 |
| | 100 | 0 | 22.00 | 21.01 | 21.49 | 21.84 | |
| | 16QAM | 1 | 0 | 21.50 | 20.98 | 21.07 | 20.88 |
| | | | 50 | 22.00 | 21.30 | 21.67 | 21.61 |
| | | | 99 | 21.50 | 20.93 | 21.22 | 21.26 |
| | | 50 | 0 | 21.00 | 19.88 | 20.37 | 20.81 |
| | | | 25 | 21.00 | 19.82 | 20.37 | 20.76 |
| | | | 50 | 21.00 | 20.03 | 20.66 | 20.95 |
| | | 100 | 0 | 21.00 | 19.96 | 20.51 | 20.83 |

Band 26

| LTE-FDD Band 26a | | | | Maximum Tune-up(dBm) | Conducted Power(dBm) | | |
|------------------|------------|---------------|-----------|----------------------|----------------------|----------|----------|
| Bandwidth | Modulation | RB allocation | RB offset | | 26697 | 26740 | 26783 |
| | | | | | 814.7MHz | 819.0MHz | 823.3MHz |
| 1.4MHz | QPSK | 1 | 0 | 26.00 | 25.72 | 25.63 | 25.62 |
| | | | 2 | 26.00 | 25.80 | 25.72 | 25.70 |
| | | | 5 | 26.00 | 25.66 | 25.62 | 25.67 |
| | | 3 | 0 | 26.00 | 25.96 | 25.95 | 25.85 |
| | | | 2 | 26.00 | 25.93 | 25.96 | 25.85 |
| | | | 3 | 26.00 | 25.99 | 25.92 | 25.88 |
| | 6 | 0 | 25.00 | 24.75 | 24.66 | 24.73 | |
| | 16QAM | 1 | 0 | 25.00 | 25.00 | 24.99 | 24.94 |
| | | | 2 | 25.50 | 25.22 | 25.25 | 24.99 |
| | | | 5 | 25.50 | 25.08 | 24.97 | 24.90 |
| | | 3 | 0 | 25.00 | 24.94 | 24.84 | 24.79 |
| | | | 2 | 25.00 | 24.99 | 24.95 | 24.76 |
| | | | 3 | 25.00 | 24.99 | 24.88 | 24.78 |
| | | 6 | 0 | 24.00 | 23.75 | 23.86 | 23.68 |
| | | | | | | 26705 | 26740 |
| | | | | | | 815.5MHz | 819.0MHz |
| 3MHz | QPSK | 1 | 0 | 25.50 | 25.42 | 25.17 | 25.22 |
| | | | 7 | 25.50 | 25.24 | 25.24 | 25.15 |
| | | | 14 | 25.50 | 25.26 | 25.20 | 25.18 |
| | | 8 | 0 | 24.50 | 24.18 | 24.18 | 24.21 |
| | | | 4 | 24.50 | 24.16 | 24.16 | 24.22 |
| | | | 7 | 24.50 | 24.24 | 24.22 | 24.22 |
| | 15 | 0 | 24.50 | 24.31 | 24.24 | 24.21 | |
| | 16QAM | 1 | 0 | 25.00 | 24.57 | 24.59 | 24.20 |
| | | | 7 | 25.00 | 24.56 | 24.54 | 24.19 |
| | | | 14 | 24.50 | 24.49 | 24.43 | 24.17 |
| | | 8 | 0 | 23.50 | 23.43 | 23.35 | 23.27 |
| | | | 4 | 23.50 | 23.43 | 23.35 | 23.27 |
| | | | 7 | 23.50 | 23.47 | 23.30 | 23.29 |
| | | 15 | 0 | 23.50 | 23.45 | 23.30 | 23.18 |

| LTE-FDD Band 26a | | | | Maximum Tune-up(dBm) | Conducted Power(dBm) | | | |
|------------------|------------|---------------|------------|----------------------|----------------------|----------------------|----------|--|
| Bandwidth | Modulation | RB allocation | RB offset | | 26715 | 26740 | 26765 | |
| | | | | | 816.5MHz | 819.0MHz | 821.5MHz | |
| 5MHz | QPSK | 1 | 0 | 25.50 | 25.12 | 25.10 | 25.17 | |
| | | | 13 | 25.50 | 25.25 | 25.21 | 25.28 | |
| | | | 24 | 25.50 | 25.12 | 25.13 | 25.15 | |
| | | 12 | 0 | 24.50 | 24.23 | 24.19 | 24.20 | |
| | | | 6 | 24.50 | 24.21 | 24.17 | 24.18 | |
| | | | 13 | 24.50 | 24.32 | 24.26 | 24.20 | |
| | 25 | 0 | 24.50 | 24.29 | 24.30 | 24.24 | | |
| | 16QAM | 1 | 0 | 25.00 | 24.33 | 24.51 | 24.24 | |
| | | | 13 | 25.00 | 24.50 | 24.62 | 24.41 | |
| | | | 24 | 24.50 | 24.30 | 24.43 | 24.22 | |
| | | 12 | 0 | 23.50 | 23.36 | 23.32 | 23.26 | |
| | | | 6 | 23.50 | 23.31 | 23.33 | 23.25 | |
| | | | 13 | 23.50 | 23.43 | 23.34 | 23.26 | |
| | | 25 | 0 | 23.50 | 23.48 | 23.35 | 23.36 | |
| | | Bandwidth | Modulation | RB allocation | RB offset | Maximum Tune-up(dBm) | 26740 | |
| 10MHz | | QPSK | 1 | 0 | 25.50 | 25.16 | | |
| | 25 | | | 25.50 | 25.18 | | | |
| | 49 | | | 25.50 | 25.13 | | | |
| | 25 | | 0 | 24.50 | 24.21 | | | |
| | | | 13 | 24.50 | 24.20 | | | |
| | | | 25 | 24.50 | 24.25 | | | |
| | 50 | 0 | 24.50 | 24.27 | | | | |
| | 16QAM | 1 | 0 | 24.50 | 24.49 | | | |
| | | | 25 | 25.00 | 24.57 | | | |
| | | | 49 | 24.50 | 24.38 | | | |
| | | 25 | 0 | 23.50 | 23.34 | | | |
| | | | 13 | 23.50 | 23.39 | | | |
| | | | 25 | 23.50 | 23.34 | | | |
| | | 50 | 0 | 23.50 | 23.30 | | | |

| LTE-FDD Band 26b | | | | Maximum Tune-up(dBm) | Conducted Power(dBm) | | |
|------------------|------------|---------------|-----------|----------------------|----------------------|----------|----------|
| Bandwidth | Modulation | RB allocation | RB offset | | 26797 | 26915 | 27033 |
| | | | | | 824.7MHz | 836.5MHz | 848.3MHz |
| 1.4MHz | QPSK | 1 | 0 | 26.00 | 25.50 | 25.44 | 25.21 |
| | | | 2 | 26.00 | 25.60 | 25.49 | 25.39 |
| | | | 5 | 26.00 | 25.51 | 25.42 | 25.31 |
| | | 3 | 0 | 26.00 | 25.68 | 25.57 | 25.56 |
| | | | 2 | 26.00 | 25.69 | 25.59 | 25.53 |
| | | | 3 | 26.00 | 25.70 | 25.60 | 25.44 |
| | 6 | 0 | 25.00 | 24.54 | 24.36 | 24.23 | |
| | 16QAM | 1 | 0 | 25.00 | 24.75 | 24.73 | 24.63 |
| | | | 2 | 25.50 | 24.90 | 25.07 | 24.79 |
| | | | 5 | 25.00 | 24.73 | 24.74 | 24.50 |
| | | 3 | 0 | 25.00 | 24.59 | 24.59 | 24.52 |
| | | | 2 | 25.00 | 24.63 | 24.62 | 24.56 |
| | | | 3 | 25.00 | 24.64 | 24.61 | 24.44 |
| | | 6 | 0 | 24.00 | 23.68 | 23.40 | 23.44 |

| Bandwidth | Modulation | RB allocation | RB offset | Maximum Tune-up(dBm) | 26805 | 26915 | 27025 |
|-----------|------------|---------------|-----------|----------------------|----------|----------|----------|
| | | | | | 825.5MHz | 836.5MHz | 847.5MHz |
| 3MHz | QPSK | 1 | 0 | 25.50 | 25.28 | 25.45 | 25.37 |
| | | | 7 | 25.00 | 25.00 | 24.95 | 24.96 |
| | | | 14 | 25.50 | 24.99 | 25.01 | 24.83 |
| | | 8 | 0 | 24.50 | 24.01 | 23.94 | 23.94 |
| | | | 4 | 24.50 | 24.29 | 23.98 | 23.89 |
| | | | 7 | 24.50 | 24.19 | 23.98 | 23.91 |
| | 15 | 0 | 24.50 | 24.17 | 24.02 | 23.97 | |
| | 16QAM | 1 | 0 | 24.50 | 24.33 | 24.33 | 24.27 |
| | | | 7 | 24.50 | 24.48 | 24.3 | 24.19 |
| | | | 14 | 24.50 | 24.28 | 24.21 | 24.08 |
| | | 8 | 0 | 23.50 | 23.19 | 23.09 | 23.14 |
| | | | 4 | 23.50 | 23.19 | 23.10 | 23.14 |
| | | | 7 | 23.50 | 23.20 | 23.09 | 23.15 |
| | | 15 | 0 | 23.50 | 23.14 | 23.06 | 23.09 |

| LTE-FDD Band 26b | | | | Maximum Tune-up(dBm) | Conducted Power(dBm) | | | |
|------------------|------------|---------------|------------|----------------------|----------------------|----------------------|----------|----------|
| Bandwidth | Modulation | RB allocation | RB offset | | 26815 | 26915 | 27015 | |
| | | | | | 826.5MHz | 836.5MHz | 846.5MHz | |
| 5MHz | QPSK | 1 | 0 | 25.50 | 24.93 | 25.42 | 25.38 | |
| | | | 13 | 25.50 | 25.10 | 25.07 | 24.99 | |
| | | | 24 | 25.50 | 25.01 | 24.96 | 24.81 | |
| | | 12 | 0 | 24.50 | 24.15 | 24.09 | 24.09 | |
| | | | 6 | 24.50 | 24.13 | 24.06 | 24.08 | |
| | | | 13 | 24.50 | 24.06 | 24.08 | 24.05 | |
| | 25 | 0 | 24.50 | 24.08 | 24.15 | 24.14 | | |
| | 16QAM | 1 | 0 | 24.50 | 24.09 | 24.36 | 24.09 | |
| | | | 13 | 24.50 | 24.26 | 24.47 | 24.23 | |
| | | | 24 | 24.50 | 24.14 | 24.33 | 23.99 | |
| | | 12 | 0 | 23.50 | 23.12 | 23.15 | 23.08 | |
| | | | 6 | 23.50 | 23.15 | 23.22 | 23.09 | |
| | | | 13 | 23.50 | 23.18 | 23.23 | 23.20 | |
| | | 25 | 0 | 23.50 | 23.21 | 23.20 | 23.23 | |
| | | Bandwidth | Modulation | RB allocation | RB offset | Maximum Tune-up(dBm) | 26840 | 26915 |
| | | | | | | 829.0MHz | 836.5MHz | 844.0MHz |
| 10MHz | QPSK | 1 | 0 | 25.50 | 25.27 | 25.40 | 25.38 | |
| | | | 25 | 25.50 | 25.08 | 25.11 | 25.02 | |
| | | | 49 | 25.50 | 24.99 | 25.01 | 24.86 | |
| | | 25 | 0 | 24.50 | 24.22 | 24.15 | 24.20 | |
| | | | 13 | 24.50 | 24.23 | 24.11 | 24.14 | |
| | | | 25 | 24.50 | 24.27 | 24.18 | 24.09 | |
| | 50 | 0 | 24.50 | 24.17 | 24.15 | 24.17 | | |
| | 16QAM | 1 | 0 | 24.50 | 24.30 | 24.28 | 24.23 | |
| | | | 25 | 24.50 | 24.43 | 24.45 | 24.27 | |
| | | | 49 | 24.50 | 24.40 | 24.29 | 24.24 | |
| | | 25 | 0 | 23.50 | 23.27 | 23.23 | 23.22 | |
| | | | 13 | 23.50 | 23.29 | 23.21 | 23.21 | |
| | | | 25 | 23.50 | 23.22 | 23.25 | 23.18 | |
| | | 50 | 0 | 23.50 | 23.24 | 23.22 | 23.15 | |

| LTE-TDD Band 26c | | | | Maximum Tune-up(dBm) | Conducted Power(dBm) | | |
|------------------|------------|---------------|-----------|----------------------|----------------------|----------|----------|
| Bandwidth | Modulation | RB allocation | RB offset | | 26765 | 26865 | 26965 |
| | | | | | 821.5MHz | 831.5MHz | 841.5MHz |
| 15MHz | QPSK | 1 | 0 | 25.00 | 24.92 | 24.87 | 24.95 |
| | | | 38 | 25.50 | 25.03 | 24.88 | 24.97 |
| | | | 74 | 25.00 | 24.94 | 24.87 | 24.81 |
| | | 36 | 0 | 24.50 | 24.13 | 24.00 | 23.96 |
| | | | 18 | 24.50 | 24.09 | 24.04 | 23.94 |
| | | | 39 | 24.50 | 24.11 | 24.02 | 24.00 |
| | 75 | 0 | 24.50 | 24.13 | 24.02 | 23.95 | |
| | 16QAM | 1 | 0 | 24.50 | 24.19 | 24.27 | 24.18 |
| | | | 38 | 24.50 | 24.33 | 24.35 | 24.16 |
| | | | 74 | 24.50 | 24.21 | 24.28 | 24.17 |
| | | 36 | 0 | 24.50 | 24.11 | 24.06 | 24.00 |
| | | | 18 | 24.50 | 24.11 | 24.06 | 23.99 |
| | | | 39 | 24.50 | 24.01 | 24.00 | 23.96 |
| | | 75 | 0 | 23.50 | 23.07 | 23.04 | 22.96 |

Band 41

| LTE-TDD Band 41 | | | | Maximum Tune-up(dBm) | Conducted Power(dBm) | | | |
|-----------------|------------|---------------|------------|----------------------|----------------------|----------------------|-----------|-----------|
| Bandwidth | Modulation | RB allocation | RB offset | | 39675 | 40620 | 41565 | |
| | | | | | 2498.5MHz | 2593.0MHz | 2687.5MHz | |
| 5MHz | QPSK | 1 | 0 | 23.50 | 23.16 | 23.45 | 23.09 | |
| | | | 13 | 24.00 | 23.33 | 23.55 | 23.25 | |
| | | | 24 | 23.50 | 23.20 | 23.48 | 23.17 | |
| | | 12 | 0 | 23.00 | 22.27 | 22.55 | 22.19 | |
| | | | 6 | 23.00 | 22.24 | 22.53 | 22.23 | |
| | | | 13 | 23.00 | 22.31 | 22.50 | 22.20 | |
| | 25 | 0 | 23.00 | 22.26 | 22.59 | 22.23 | | |
| | 16QAM | 1 | 0 | 23.00 | 22.49 | 22.82 | 22.45 | |
| | | | 13 | 23.00 | 22.62 | 22.93 | 22.61 | |
| | | | 24 | 23.00 | 22.51 | 22.87 | 22.52 | |
| | | 12 | 0 | 22.00 | 21.31 | 21.56 | 21.21 | |
| | | | 6 | 22.00 | 21.32 | 21.53 | 21.16 | |
| | | | 13 | 22.00 | 21.33 | 21.58 | 21.24 | |
| | | 25 | 0 | 22.00 | 21.29 | 21.65 | 21.24 | |
| | | Bandwidth | Modulation | RB allocation | RB offset | Maximum Tune-up(dBm) | 39700 | 40620 |
| 2501.0MHz | | | | | | | 2593.0MHz | 2685.0MHz |
| 10MHz | QPSK | 1 | 0 | 24.00 | 23.23 | 23.50 | 23.08 | |
| | | | 25 | 24.00 | 23.45 | 23.72 | 23.31 | |
| | | | 49 | 24.00 | 23.25 | 23.55 | 23.13 | |
| | | 25 | 0 | 23.00 | 22.29 | 22.54 | 22.22 | |
| | | | 13 | 23.00 | 22.30 | 22.53 | 22.22 | |
| | | | 25 | 23.00 | 22.25 | 22.58 | 22.19 | |
| | 50 | 0 | 23.00 | 22.32 | 22.57 | 22.24 | | |
| | 16QAM | 1 | 0 | 23.00 | 22.59 | 22.37 | 22.44 | |
| | | | 25 | 23.00 | 22.75 | 22.59 | 22.66 | |
| | | | 49 | 23.00 | 22.64 | 22.38 | 22.53 | |
| | | 25 | 0 | 22.00 | 21.45 | 21.58 | 21.38 | |
| | | | 13 | 22.00 | 21.38 | 21.60 | 21.33 | |
| | | | 25 | 22.00 | 21.37 | 21.63 | 21.32 | |
| | | 50 | 0 | 22.00 | 21.35 | 21.63 | 21.31 | |

| LTE-TDD Band 41 | | | | Maximum Tune-up(dBm) | Conducted Power(dBm) | | | |
|-----------------|------------|---------------|---------------|----------------------|----------------------|--------------|-----------|-------|
| Bandwidth | Modulation | RB allocation | RB offset | | 39725 | 40620 | 41515 | |
| | | | | | 2503.5MHz | 2593.0MHz | 2682.5MHz | |
| 15MHz | QPSK | 1 | 0 | 23.50 | 23.08 | 23.45 | 23.03 | |
| | | | 38 | 24.00 | 23.23 | 23.51 | 23.09 | |
| | | | 74 | 23.50 | 23.12 | 23.48 | 23.07 | |
| | | 36 | 0 | 23.00 | 22.25 | 22.55 | 22.21 | |
| | | | 18 | 23.00 | 22.25 | 22.51 | 22.22 | |
| | | | 39 | 23.00 | 22.26 | 22.5 | 22.22 | |
| | | 75 | 0 | 22.50 | 22.27 | 22.49 | 22.22 | |
| | | 16QAM | 1 | 0 | 22.50 | 22.46 | 22.49 | 22.36 |
| | | | | 38 | 23.00 | 22.57 | 22.52 | 22.46 |
| | 74 | | | 23.00 | 22.46 | 22.51 | 22.44 | |
| | 36 | | 0 | 23.00 | 22.25 | 22.50 | 22.21 | |
| | | | 18 | 23.00 | 22.28 | 22.52 | 22.21 | |
| | | | 39 | 22.50 | 22.26 | 22.48 | 22.22 | |
| | 75 | 0 | 22.00 | 21.28 | 21.52 | 21.22 | | |
| | Bandwidth | Modulation | RB allocation | RB offset | Maximum Tune-up(dBm) | 39750 | 40620 | 41490 |
| 2506.0MHz | | | | | | 2593.0MHz | 2680.0MHz | |
| 20MHz | QPSK | 1 | 0 | 23.50 | 22.93 | 23.28 | 22.86 | |
| | | | 50 | 24.00 | 23.33 | 23.59 | 23.27 | |
| | | | 99 | 23.50 | 22.97 | 23.33 | 22.89 | |
| | | 50 | 0 | 22.50 | 22.23 | 22.47 | 22.20 | |
| | | | 25 | 22.50 | 22.25 | 22.42 | 22.23 | |
| | | | 50 | 22.50 | 22.13 | 22.47 | 22.07 | |
| | | 100 | 0 | 22.50 | 22.20 | 22.42 | 22.16 | |
| | | 16QAM | 1 | 0 | 22.50 | 22.09 | 21.91 | 22.14 |
| | | | | 50 | 23.00 | 22.52 | 22.24 | 22.44 |
| | 99 | | | 22.50 | 22.16 | 21.96 | 22.14 | |
| | 50 | | 0 | 22.00 | 21.31 | 21.54 | 21.30 | |
| | | | 25 | 22.00 | 21.28 | 21.55 | 21.30 | |
| | | | 50 | 22.00 | 21.20 | 21.54 | 21.16 | |
| | 100 | 0 | 22.00 | 21.23 | 21.51 | 21.20 | | |

Band 66

| LTE-FDD Band 66 | | | | Maximum Tune-up(dBm) | Conducted Power(dBm) | | | |
|-----------------|------------|---------------|-----------|----------------------|----------------------|-----------|-----------|-------|
| Bandwidth | Modulation | RB allocation | RB offset | | 131979 | 132322 | 132665 | |
| | | | | | 1710.7MHz | 1745.0MHz | 1779.3MHz | |
| 1.4MHz | QPSK | 1 | 0 | 24.00 | 23.79 | 23.38 | 23.12 | |
| | | | 2 | 24.00 | 23.92 | 23.46 | 23.16 | |
| | | | 5 | 24.00 | 23.78 | 23.39 | 23.09 | |
| | | 3 | 0 | 24.00 | 23.79 | 23.43 | 23.19 | |
| | | | 2 | 24.00 | 23.85 | 23.41 | 23.22 | |
| | | | 3 | 24.00 | 23.83 | 23.42 | 23.22 | |
| | | 6 | 0 | 23.00 | 22.79 | 22.38 | 22.16 | |
| | | 16QAM | 1 | 0 | 23.00 | 22.68 | 22.48 | 22.20 |
| | | | | 2 | 23.00 | 22.82 | 22.68 | 22.39 |
| | 5 | | | 23.00 | 22.67 | 22.48 | 22.23 | |
| | 3 | | 0 | 23.00 | 22.61 | 22.33 | 22.08 | |
| | | | 2 | 23.00 | 22.66 | 22.34 | 22.12 | |
| | | | 3 | 23.00 | 22.60 | 22.26 | 22.08 | |
| | 6 | 0 | 22.00 | 21.81 | 21.43 | 21.22 | | |

| Bandwidth | Modulation | RB allocation | RB offset | Maximum Tune-up(dBm) | 131987 | 132322 | 132657 | |
|-----------|------------|---------------|------------|----------------------|-----------|----------------------|-----------|-----------|
| | | | | | 1711.5MHz | 1745.0MHz | 1778.5MHz | |
| 3MHz | QPSK | 1 | 0 | 24.00 | 23.78 | 23.40 | 22.91 | |
| | | | 7 | 24.00 | 23.55 | 22.85 | 22.59 | |
| | | | 14 | 24.00 | 23.69 | 22.88 | 22.62 | |
| | | 8 | 0 | 22.50 | 22.38 | 21.85 | 21.89 | |
| | | | 4 | 22.50 | 22.39 | 21.86 | 22.19 | |
| | | | 7 | 22.50 | 22.37 | 21.88 | 22.12 | |
| | 15 | 0 | 23.00 | 22.77 | 21.88 | 22.15 | | |
| | 16QAM | 1 | 0 | 23.00 | 22.70 | 22.15 | 22.00 | |
| | | | 7 | 23.00 | 22.50 | 22.02 | 21.77 | |
| | | | 14 | 22.50 | 22.45 | 21.93 | 21.87 | |
| | | 8 | 0 | 22.00 | 21.53 | 20.90 | 21.11 | |
| | | | 4 | 21.50 | 21.43 | 20.94 | 21.25 | |
| | | | 7 | 21.50 | 21.46 | 20.86 | 21.18 | |
| | | 15 | 0 | 21.50 | 21.27 | 20.83 | 21.14 | |
| | | Bandwidth | Modulation | RB allocation | RB offset | Maximum Tune-up(dBm) | 131997 | 132322 |
| 1712.5MHz | | | | | | | 1745.0MHz | 1777.5MHz |
| 5MHz | QPSK | 1 | 0 | 23.50 | 23.28 | 22.90 | 22.66 | |
| | | | 13 | 23.50 | 23.33 | 22.95 | 22.77 | |
| | | | 24 | 23.50 | 23.25 | 22.82 | 22.55 | |
| | | 12 | 0 | 22.50 | 22.20 | 21.83 | 21.73 | |
| | | | 6 | 22.50 | 22.14 | 21.87 | 21.72 | |
| | | | 13 | 22.50 | 22.31 | 21.87 | 21.61 | |
| | 25 | 0 | 22.50 | 22.27 | 21.89 | 21.79 | | |
| | 16QAM | 1 | 0 | 22.50 | 22.24 | 21.88 | 21.69 | |
| | | | 13 | 22.50 | 22.27 | 21.91 | 21.69 | |
| | | | 24 | 22.50 | 22.22 | 21.81 | 21.65 | |
| | | 12 | 0 | 21.50 | 21.17 | 20.81 | 20.69 | |
| | | | 6 | 21.50 | 21.13 | 20.82 | 20.72 | |
| | | | 13 | 21.50 | 21.29 | 20.79 | 20.60 | |
| | | 25 | 0 | 21.50 | 21.26 | 20.89 | 20.79 | |
| | | Bandwidth | Modulation | RB allocation | RB offset | Maximum Tune-up(dBm) | 132022 | 132322 |
| 1715.0MHz | | | | | | | 1745.0MHz | 1775.0MHz |
| 10MHz | QPSK | 1 | 0 | 24.00 | 23.80 | 23.52 | 23.37 | |
| | | | 25 | 24.00 | 23.76 | 23.00 | 23.24 | |
| | | | 49 | 24.00 | 23.76 | 22.84 | 23.24 | |
| | | 25 | 0 | 23.00 | 22.70 | 22.00 | 22.44 | |
| | | | 13 | 23.00 | 22.66 | 22.00 | 22.41 | |
| | | | 25 | 23.00 | 22.81 | 21.98 | 22.24 | |
| | 50 | 0 | 23.00 | 22.80 | 21.96 | 22.34 | | |
| | 16QAM | 1 | 0 | 22.50 | 22.43 | 22.21 | 22.20 | |
| | | | 25 | 23.00 | 22.85 | 22.14 | 22.50 | |
| | | | 49 | 23.00 | 22.98 | 21.98 | 22.19 | |
| | | 25 | 0 | 22.00 | 21.55 | 20.96 | 21.39 | |
| | | | 13 | 22.00 | 21.69 | 21.00 | 21.43 | |
| | | | 25 | 22.00 | 21.82 | 20.94 | 21.21 | |
| | | 50 | 0 | 22.00 | 21.81 | 20.94 | 21.32 | |

| LTE-FDD Band 66 | | | | Maximum Tune-up(dBm) | Conducted Power(dBm) | | | |
|-----------------|------------|---------------|---------------|----------------------|----------------------|--------------|-----------|--------|
| Bandwidth | Modulation | RB allocation | RB offset | | 132047 | 132322 | 132597 | |
| | | | | | 1717.5MHz | 1745.0MHz | 1772.5MHz | |
| 15MHz | QPSK | 1 | 0 | 23.50 | 23.20 | 23.45 | 22.80 | |
| | | | 38 | 23.50 | 23.24 | 22.93 | 22.77 | |
| | | | 74 | 23.50 | 23.20 | 22.69 | 22.46 | |
| | | 36 | 0 | 23.00 | 22.54 | 21.96 | 21.80 | |
| | | | 18 | 23.00 | 22.62 | 21.94 | 21.80 | |
| | | | 39 | 23.00 | 22.54 | 21.97 | 21.83 | |
| | | 75 | 0 | 23.00 | 22.61 | 21.97 | 21.79 | |
| | | 16QAM | 1 | 0 | 22.50 | 22.34 | 22.13 | 21.95 |
| | | | | 38 | 23.00 | 22.60 | 22.05 | 22.01 |
| | 74 | | | 23.00 | 22.52 | 21.92 | 21.72 | |
| | 36 | | 0 | 23.00 | 22.64 | 21.96 | 21.77 | |
| | | | 18 | 22.50 | 22.47 | 21.98 | 21.80 | |
| | | | 39 | 23.00 | 22.64 | 21.96 | 21.80 | |
| | 75 | 0 | 22.00 | 21.69 | 20.90 | 20.88 | | |
| | Bandwidth | Modulation | RB allocation | RB offset | Maximum Tune-up(dBm) | 132072 | 132322 | 132572 |
| 1720.0MHz | | | | | | 1745.0MHz | 1770.0MHz | |
| 20MHz | QPSK | 1 | 0 | 23.50 | 23.17 | 23.45 | 22.65 | |
| | | | 50 | 23.50 | 23.44 | 23.03 | 23.14 | |
| | | | 99 | 23.50 | 23.20 | 22.72 | 22.51 | |
| | | 50 | 0 | 22.50 | 22.19 | 22.02 | 22.12 | |
| | | | 25 | 23.00 | 22.55 | 22.03 | 22.27 | |
| | | | 50 | 23.00 | 22.65 | 21.95 | 22.17 | |
| | | 100 | 0 | 23.00 | 22.60 | 21.97 | 22.30 | |
| | | 16QAM | 1 | 0 | 22.50 | 22.07 | 21.91 | 21.67 |
| | | | | 50 | 23.00 | 22.77 | 22.05 | 22.06 |
| | 99 | | | 22.50 | 22.19 | 21.61 | 21.51 | |
| | 50 | | 0 | 22.00 | 21.57 | 21.06 | 20.93 | |
| | | | 25 | 22.00 | 21.56 | 21.08 | 21.23 | |
| | | | 50 | 22.00 | 21.68 | 20.93 | 21.21 | |
| | 100 | 0 | 22.00 | 21.59 | 20.97 | 21.32 | | |

8.4 Wi-Fi

| 2.4G | | | | | | |
|---------------------|---------------|---------|-------------|---------------------|----------------------|-------------------|
| Band (GHz) | Mode | Channel | Freq. (MHz) | Average Power (dBm) | Maximum Tune-up(dBm) | SAR Test Require. |
| 2.4 (2.4~2.4835) | 802.11b | 1 | 2412 | 17.42 | 17.50 | No |
| | | 6 | 2437 | 18.41 | 18.50 | No |
| | | 11 | 2462 | 19.07 | 19.50 | Yes |
| | 802.11g | 1 | 2412 | 19.47 | 19.50 | No |
| | | 6 | 2437 | 20.53 | 21.00 | No |
| | | 11 | 2462 | 21.13 | 21.50 | Yes |
| | 802.11n(HT20) | 1 | 2412 | 19.17 | 19.50 | No |
| | | 6 | 2437 | 20.34 | 20.50 | No |
| | | 11 | 2462 | 21.19 | 21.50 | No |

| Band (GHz) | Mode | Channel | Freq. (MHz) | Average Power (dBm) | Maximum Tune-up(dBm) | SAR Test Require. |
|---------------------------|-----------------|---------|-------------|---------------------|----------------------|-------------------|
| U-NII-1 (5.150~5.250) | 802.11a | 36 | 5180 | 8.80 | 9.00 | No |
| | | 40 | 5200 | 8.93 | 9.00 | Yes |
| | | 48 | 5240 | 8.75 | 9.00 | No |
| | 802.11n(HT20) | 36 | 5180 | 8.08 | 8.50 | No |
| | | 40 | 5200 | 8.51 | 9.00 | No |
| | | 48 | 5240 | 8.33 | 8.50 | No |
| | 802.11ac(VHT20) | 36 | 5180 | 8.65 | 9.00 | No |
| | | 40 | 5200 | 8.75 | 9.00 | No |
| | | 48 | 5240 | 8.39 | 8.50 | No |
| | 802.11n(HT40) | 38 | 5190 | 8.11 | 8.50 | No |
| | | 46 | 5230 | 8.22 | 8.50 | No |
| | 802.11ac(VHT40) | 38 | 5190 | 8.07 | 8.50 | No |
| 46 | | 5230 | 8.43 | 8.50 | No | |
| 802.11ac(VHT80) | 42 | 5210 | 7.82 | 8.00 | No | |
| Band (GHz) | Mode | Channel | Freq. (MHz) | Average Power (dBm) | Maximum Tune-up(dBm) | SAR Test Require. |
| U-NII-2a (5.250~5.350) | 802.11a | 52 | 5260 | 10.50 | 11.00 | No |
| | | 56 | 5280 | 9.12 | 9.50 | No |
| | | 64 | 5320 | 8.57 | 9.00 | No |
| | 802.11n(HT20) | 52 | 5260 | 9.79 | 10.00 | No |
| | | 56 | 5280 | 9.19 | 9.50 | No |
| | | 64 | 5320 | 8.37 | 8.50 | No |
| | 802.11ac(VHT20) | 52 | 5260 | 10.01 | 10.50 | Yes |
| | | 60 | 5300 | 9.30 | 9.50 | No |
| | | 64 | 5320 | 8.62 | 9.00 | No |
| | 802.11n(HT40) | 54 | 5270 | 9.28 | 9.50 | No |
| | | 62 | 5310 | 8.28 | 8.50 | No |
| | 802.11ac(VHT40) | 54 | 5270 | 9.29 | 9.50 | No |
| 62 | | 5310 | 8.26 | 8.50 | No | |
| 802.11ac(VHT80) | 58 | 5290 | 8.75 | 9.00 | No | |
| Band (GHz) | Mode | Channel | Freq. (MHz) | Average Power (dBm) | Maximum Tune-up(dBm) | SAR Test Require. |
| U-NII-2c (5.470~5.725) | 802.11a | 100 | 5500 | 9.16 | 9.50 | No |
| | | 116 | 5580 | 8.35 | 8.50 | No |
| | | 140 | 5700 | 6.87 | 7.00 | No |
| | 802.11n(HT20) | 100 | 5500 | 9.62 | 10.00 | Yes |
| | | 116 | 5580 | 8.64 | 9.00 | No |
| | | 140 | 5700 | 6.96 | 7.00 | No |
| | 802.11ac(VHT20) | 100 | 5500 | 9.52 | 10.00 | No |
| | | 116 | 5580 | 8.63 | 9.00 | No |
| | | 140 | 5700 | 7.11 | 7.50 | No |
| | 802.11n(HT40) | 102 | 5510 | 9.60 | 10.00 | No |
| | | 118 | 5590 | 8.58 | 9.00 | No |
| | | 134 | 5670 | 7.85 | 8.00 | No |
| | 802.11ac(VHT40) | 102 | 5510 | 9.56 | 10.00 | No |
| | | 118 | 5590 | 8.66 | 9.00 | No |
| | 802.11ac(VHT80) | 134 | 5670 | 7.91 | 8.00 | No |
| 106 | | 5530 | 9.26 | 9.50 | No | |
| 122 | 5610 | 7.79 | 8.00 | No | | |
| Band (GHz) | Mode | Channel | Freq. (MHz) | Average Power (dBm) | Maximum Tune-up(dBm) | SAR Test Require. |
| U-NII-3 (5.725~5.850) | 802.11a | 149 | 5745 | 5.94 | 6.00 | No |
| | | 157 | 5785 | 7.20 | 7.50 | No |
| | | 165 | 5825 | 8.10 | 8.50 | Yes |
| | 802.11n(HT20) | 149 | 5745 | 6.12 | 6.50 | No |
| | | 157 | 5785 | 7.13 | 7.50 | No |
| | | 165 | 5825 | 7.93 | 8.00 | No |
| 802.11ac(VHT20) | 149 | 5745 | 6.04 | 6.50 | No | |

| | | | | | | |
|-----------------|-----------------|------|------|------|------|----|
| | 802.11n(HT40) | 157 | 5785 | 7.11 | 7.50 | No |
| | | 165 | 5825 | 8.03 | 8.50 | No |
| | | 151 | 5755 | 6.00 | 6.00 | No |
| | | 159 | 5795 | 6.88 | 7.00 | No |
| | 802.11ac(VHT40) | 151 | 5755 | 6.01 | 6.50 | No |
| | | 159 | 5795 | 6.73 | 7.00 | No |
| 802.11ac(VHT80) | 155 | 5775 | 6.04 | 6.50 | No | |

8.5 Bluetooth

| EDR | Mode | Maximum Tune-up(dBm) | Average Conducted Output Power (dBm) | | |
|--------------|------|----------------------|--------------------------------------|---------|---------|
| | | | 0 | 39 | 78 |
| | | | 2402MHz | 2441MHz | 2480MHz |
| | | | GFSK | 9.50 | 2.41 |
| $\pi/4$ QPSK | 9.50 | 2.25 | 6.15 | 9.31 | |
| 8DPSK | 9.50 | 3.08 | 6.01 | 9.22 | |

| BLE | Mode | Maximum Tune-up(dBm) | Average Conducted Output Power (dBm) | | |
|-----|------|----------------------|--------------------------------------|---------|---------|
| | | | 0 | 19 | 39 |
| | | | 2402MHz | 2440MHz | 2480MHz |
| | | | 1Mbps | -3.50 | -6.16 |

8.6 NFC

| Maximum Tune-up(dBm) | Average Conducted Output Power (dBm) | |
|----------------------|--------------------------------------|--|
| | 13.56MHz | |
| 16.00 | 15.93 | |

| Channel | Frequency (GHz) | Max. Tune-up Power (dBm) | Max. Power (mW) | Test distance (mm) | Exclusion thresholds for 1-g SAR(mW) | RF exposure evaluation required |
|---------|-----------------|--------------------------|-----------------|--------------------|--------------------------------------|---------------------------------|
| 78 | 2.480 | 9.50 | 8.91 | 0 | 10 | No |
| / | 0.01356 | 16.00 | 39.81 | 0 | 71 | No |

This device has NFC operations, the NFC antenna is integrated into the device for this model, therefore, all SAR test were performed with the device which already incorporates the NFC antenna. A diagram showing the location of the antenna can be found in the operational description. According to FCC KDB publication 447498 D01v06transmitters are consider to be operating simultaneously when there is overlapping transmission, with the exception of transmission during network hand-offs with maximum hand-off duration less than 30 seconds.

Note

- Per KDB 447498 D01 General RF Exposure Guidance v06, the 1-g SAR test exclusion thresholds for 300 MHz to 6 GHz at test separation distances ≤ 40 cm are determined by:


| MHz | 5 | 10 | 15 | 20 | 25 | mm |
|------|----|----|-----|-----|-----|-----------------------------------|
| 150 | 39 | 77 | 116 | 155 | 194 | SAR Test Exclusion Threshold (mW) |
| 300 | 27 | 55 | 82 | 110 | 137 | |
| 450 | 22 | 45 | 67 | 89 | 112 | |
| 835 | 16 | 33 | 49 | 66 | 82 | |
| 900 | 16 | 32 | 47 | 63 | 79 | |
| 1500 | 12 | 24 | 37 | 49 | 61 | |
| 1900 | 11 | 22 | 33 | 44 | 54 | |
| 2450 | 10 | 19 | 29 | 38 | 48 | |
| 3600 | 8 | 16 | 24 | 32 | 40 | |
| 5200 | 7 | 13 | 20 | 26 | 33 | |
| 5400 | 6 | 13 | 19 | 26 | 32 | |
| 5800 | 6 | 12 | 19 | 25 | 31 | |

*When the minimum test separation distance is < 5 mm, a distance of 5 mm is applied to determine estimated SAR.

- The output power of all data rate were prescan, just the worst case (the lowest data rate) of all mode were shown in report.

9. Test Exclusion Consideration

Antenna information:



| | |
|---|---------------------|
| WWAN Antenna | GSM/WCDMA/LTE TX/RX |
| WLAN Antenna | WLAN TX/RX |
| NFC Antenna | NFC TX/RX |
| Note: | |
| 1. KDB 447498 D01v06, particular DUT edges were not required to be evaluated for SAR if the antenna-to-edge distance is greater than 2.5cm. | |
| 2. Per KDB648474 D04, 10-g extremity SAR is not required when Body-Worn mode 1-g reported SAR < 1.2W/Kg. | |

| Distance of The Antenna to the EUT surface and edge (mm) | | | | | | |
|--|-----------------|----------------|----------------|-----------------|---------------|------------------|
| Antenna | Front Side (mm) | Back Side (mm) | Left Edge (mm) | Right Edge (mm) | Top Edge (mm) | Bottom Edge (mm) |
| WWAN | <25 | <25 | <25 | 62 | <25 | 214 |
| WIFI/BT | <25 | <25 | 72 | <25 | 54 | 217 |
| Positions for SAR tests | | | | | | |
| Antenna | Front Side (mm) | Back Side (mm) | Left Edge (mm) | Right Edge (mm) | Top Edge (mm) | Bottom Edge (mm) |
| WWAN | Yes | Yes | Yes | No | Yes | No |
| WIFI/BT | Yes | Yes | No | Yes | No | No |

9.1 SAR Test Exclusion Consideration Table

Per KDB 447498 requires when the standalone SAR test exclusion of section 4.3.1 is applied to an antenna that transmits simultaneously with other antennas, the standalone SAR must be estimated according to the following format to determine simultaneous transmission SAR test exclusion:

$$(\text{max. power of channel, including tune-up tolerance, mW}) / (\text{min. test separation distance, mm}) \cdot [\sqrt{f(\text{GHz})} / x]$$

W/kg for test separation distances ≤ 50 mm;

where x = 7.5 for 1-g SAR, and x = 18.75 for 10-g SAR.

0.4 W/Kg for 1-g SAR and 1.0 W/kg for 10-g SAR, when the test separation distances is > 50 mm

| Mode | Channel | Frequency (GHz) | Max tune-up power (dBm) | Max. Power (mW) | Exposure Position | Body-worn |
|-----------|---------|-----------------|-------------------------|-----------------|---------------------|-----------|
| | | | | | Test Dist.(mm) | 0 |
| Bluetooth | 78 | 2.480 | 9.50 | 8.91 | Estimated SAR(W/kg) | 0.374 |
| NFC | / | 0.01356 | 16.00 | 39.81 | | 0.185 |

10. Test Result

GSM

| Body(hotspot open, 10mm Gap) | | | | | | | | | | | | |
|------------------------------|----------|-----|-------------|-----------------|---------------------|----------------|-------------------|-------------------|--------------------------|----------------|------------------------|-----------|
| Mode | Position | Ch. | Freq. (MHz) | Power Drift (%) | 1g Meas. SAR (W/kg) | Duty cycle (%) | Duty cycle Factor | Meas. Power (dBm) | Max. tune-up power (dBm) | Scaling Factor | 1g Reported SAR (W/kg) | Meas. No. |
| GPRS 850+4slots | Front | 190 | 836.6 | 3.660 | 0.346 | 100.00 | 1.000 | 31.19 | 31.50 | 1.074 | 0.372 | / |
| | Back | 190 | 836.6 | -2.590 | 0.399 | 100.00 | 1.000 | 31.19 | 31.50 | 1.074 | 0.429 | 1# |
| | Left | 190 | 836.6 | -0.870 | 0.289 | 100.00 | 1.000 | 31.19 | 31.50 | 1.074 | 0.310 | / |
| | Top | 190 | 836.6 | 2.210 | 0.225 | 100.00 | 1.000 | 31.19 | 31.50 | 1.074 | 0.242 | / |
| Body(hotspot open, 10mm Gap) | | | | | | | | | | | | |
| Mode | Position | Ch. | Freq. (MHz) | Power Drift (%) | 1g Meas. SAR (W/kg) | Duty cycle (%) | Duty cycle Factor | Meas. Power (dBm) | Max. tune-up power (dBm) | Scaling Factor | 1g Reported SAR (W/kg) | Meas. No. |
| GPRS 1900+4slots | Front | 661 | 1880.0 | 1.780 | 0.657 | 100.00 | 1.000 | 29.57 | 30.00 | 1.104 | 0.725 | / |
| | Back | 661 | 1880.0 | -0.750 | 0.708 | 100.00 | 1.000 | 29.57 | 30.00 | 1.104 | 0.782 | 2# |
| | Left | 661 | 1880.0 | -2.240 | 0.608 | 100.00 | 1.000 | 29.57 | 30.00 | 1.104 | 0.671 | / |
| | Top | 661 | 1880.0 | 1.830 | 0.245 | 100.00 | 1.000 | 29.57 | 30.00 | 1.104 | 0.270 | / |

WCDMA

| Body(hotspot open, 10mm Gap) | | | | | | | | | | | | |
|------------------------------|-------------|------|-------------|-----------------|---------------------|----------------|-------------------|-------------------|--------------------------|----------------|------------------------|-----------|
| Mode | Position | Ch. | Freq. (MHz) | Power Drift (%) | 1g Meas. SAR (W/kg) | Duty cycle (%) | Duty cycle Factor | Meas. Power (dBm) | Max. tune-up power (dBm) | Scaling Factor | 1g Reported SAR (W/kg) | Meas. No. |
| WCDMA Band 2 (RMC*) | Front | 9400 | 1880.0 | -0.040 | 0.786 | 100.00 | 1.000 | 23.42 | 23.50 | 1.019 | 0.801 | / |
| | Back | 9262 | 1852.4 | 2.130 | 0.815 | 100.00 | 1.000 | 23.08 | 23.50 | 1.102 | 0.898 | / |
| | Back | 9400 | 1880.0 | 4.300 | 0.848 | 100.00 | 1.000 | 23.42 | 23.50 | 1.019 | 0.864 | 3# |
| | Back-repeat | 9400 | 1880.0 | 0.850 | 0.832 | 100.00 | 1.000 | 23.42 | 23.50 | 1.019 | 0.848 | / |
| | Back | 9538 | 1907.6 | -1.260 | 0.826 | 100.00 | 1.000 | 23.34 | 23.50 | 1.038 | 0.857 | / |
| | Left | 9400 | 1880.0 | 1.750 | 0.658 | 100.00 | 1.000 | 23.42 | 23.50 | 1.019 | 0.671 | / |
| | Top | 9400 | 1880.0 | -3.110 | 0.318 | 100.00 | 1.000 | 23.42 | 23.50 | 1.019 | 0.324 | / |
| Body(hotspot open, 10mm Gap) | | | | | | | | | | | | |
| Mode | Position | Ch. | Freq. (MHz) | Power Drift (%) | 1g Meas. SAR (W/kg) | Duty cycle (%) | Duty cycle Factor | Meas. Power (dBm) | Max. tune-up power (dBm) | Scaling Factor | 1g Reported SAR (W/kg) | Meas. No. |
| WCDMA Band 5 (RMC*) | Front | 4233 | 846.6 | -3.180 | 0.685 | 100.00 | 1.000 | 23.48 | 23.50 | 1.005 | 0.688 | / |
| | Back | 4233 | 846.6 | -0.180 | 0.763 | 100.00 | 1.000 | 23.48 | 23.50 | 1.005 | 0.767 | 4# |
| | Left | 4233 | 846.6 | 0.290 | 0.621 | 100.00 | 1.000 | 23.48 | 23.50 | 1.005 | 0.624 | / |
| | Top | 4233 | 846.6 | -3.230 | 0.294 | 100.00 | 1.000 | 23.48 | 23.50 | 1.005 | 0.295 | / |

LTE

| Body(hotspot open, 0mm Gap) | | | | | | | | | | | | | |
|-----------------------------|--------------|----------|-------|-------------|-----------------|---------------------|----------------|-------------------|-------------------|--------------------------|----------------|----------------------|-----------|
| Mode | Channel Type | Position | Ch. | Freq. (MHz) | Power Drift (%) | 1g Meas. SAR (W/kg) | Duty cycle (%) | Duty cycle Factor | Meas. Power (dBm) | Max. tune-up power (dBm) | Scaling Factor | 1g Scaled SAR (W/kg) | Meas. No. |
| Band 2 (BW: 20MHz) | 1RB | Front | 18900 | 1880.0 | 0.350 | 0.592 | 100.00 | 1.000 | 22.28 | 22.50 | 1.052 | 0.623 | / |
| | | Back | 18900 | 1880.0 | 2.850 | 0.647 | 100.00 | 1.000 | 22.28 | 22.50 | 1.052 | 0.681 | 5# |
| | | Left | 18900 | 1880.0 | 0.890 | 0.535 | 100.00 | 1.000 | 22.28 | 22.50 | 1.052 | 0.563 | / |
| | | Top | 18900 | 1880.0 | 0.290 | 0.248 | 100.00 | 1.000 | 22.28 | 22.50 | 1.052 | 0.261 | / |
| | 50%RB | Front | 18900 | 1880.0 | -3.160 | 0.561 | 100.00 | 1.000 | 21.39 | 21.50 | 1.026 | 0.576 | / |
| | | Back | 18900 | 1880.0 | -2.220 | 0.618 | 100.00 | 1.000 | 21.39 | 21.50 | 1.026 | 0.634 | / |
| | | Left | 18900 | 1880.0 | -0.030 | 0.502 | 100.00 | 1.000 | 21.39 | 21.50 | 1.026 | 0.515 | / |
| | | Top | 18900 | 1880.0 | -3.160 | 0.213 | 100.00 | 1.000 | 21.39 | 21.50 | 1.026 | 0.219 | / |

| Body(hotspot open, 0mm Gap) | | | | | | | | | | | | | |
|-----------------------------|--------------|-------------|-------|-------------|-----------------|---------------------|----------------|-------------------|-------------------|--------------------------|----------------|----------------------|-----------|
| Mode | Channel Type | Position | Ch. | Freq. (MHz) | Power Drift (%) | 1g Meas. SAR (W/kg) | Duty cycle (%) | Duty cycle Factor | Meas. Power (dBm) | Max. tune-up power (dBm) | Scaling Factor | 1g Scaled SAR (W/kg) | Meas. No. |
| Band 4 (BW: 20MHz) | 1RB | Front | 20050 | 1720.0 | 2.650 | 0.912 | 100.00 | 1.000 | 20.39 | 20.50 | 1.026 | 0.936 | / |
| | | Back | 20050 | 1720.0 | 0.100 | 0.983 | 100.00 | 1.000 | 20.39 | 20.50 | 1.026 | 1.009 | 6# |
| | | Back-repeat | 20050 | 1720.0 | 3.260 | 0.977 | 100.00 | 1.000 | 20.39 | 20.50 | 1.026 | 1.002 | / |
| | | Back | 20175 | 1732.5 | 4.110 | 0.968 | 100.00 | 1.000 | 20.31 | 20.50 | 1.045 | 1.012 | / |
| | | Back | 20300 | 1745.0 | 0.890 | 0.935 | 100.00 | 1.000 | 19.87 | 20.00 | 1.030 | 0.963 | / |
| | | Left | 20050 | 1720.0 | -1.200 | 0.854 | 100.00 | 1.000 | 20.39 | 20.50 | 1.026 | 0.876 | / |
| | | Top | 20050 | 1720.0 | -1.340 | 0.339 | 100.00 | 1.000 | 20.39 | 20.50 | 1.026 | 0.348 | / |

| | | | | | | | | | | | | | |
|--|-------|-------|-------|--------|--------|-------|--------|-------|-------|-------|-------|-------|---|
| | 50%RB | Front | 20050 | 1720.0 | 0.110 | 0.878 | 100.00 | 1.000 | 19.09 | 19.50 | 1.099 | 0.965 | / |
| | | Back | 20050 | 1720.0 | -3.100 | 0.931 | 100.00 | 1.000 | 19.09 | 19.50 | 1.099 | 1.023 | / |
| | | Left | 20050 | 1720.0 | 4.290 | 0.823 | 100.00 | 1.000 | 19.09 | 19.50 | 1.099 | 0.904 | / |
| | | Top | 20050 | 1720.0 | 1.140 | 0.316 | 100.00 | 1.000 | 19.09 | 19.50 | 1.099 | 0.347 | / |

| Body(hotspot open, 0mm Gap) | | | | | | | | | | | | | |
|-----------------------------|--------------|----------|-------|-------------|-----------------|--------------------|----------------|-------------------|-------------------|--------------------------|----------------|----------------------|-----------|
| Mode | Channel Type | Position | Ch. | Freq. (MHz) | Power Drift (%) | 1g Meas SAR (W/kg) | Duty cycle (%) | Duty cycle Factor | Meas. Power (dBm) | Max. tune-up power (dBm) | Scaling Factor | 1g Scaled SAR (W/kg) | Meas. No. |
| Band 5 (BW: 10MHz) | 1RB | Front | 20450 | 829.0 | 3.770 | 0.547 | 100.00 | 1.000 | 22.00 | 22.00 | 1.000 | 0.547 | / |
| | | Back | 20450 | 829.0 | -2.470 | 0.601 | 100.00 | 1.000 | 22.00 | 22.00 | 1.000 | 0.601 | 7# |
| | | Left | 20450 | 829.0 | -1.560 | 0.489 | 100.00 | 1.000 | 22.00 | 22.00 | 1.000 | 0.489 | / |
| | | Top | 20450 | 829.0 | -1.920 | 0.226 | 100.00 | 1.000 | 22.00 | 22.00 | 1.000 | 0.226 | / |
| | 50%RB | Front | 20450 | 829.0 | -0.730 | 0.512 | 100.00 | 1.000 | 21.07 | 21.50 | 1.104 | 0.565 | / |
| | | Back | 20450 | 829.0 | -4.210 | 0.559 | 100.00 | 1.000 | 21.07 | 21.50 | 1.104 | 0.617 | / |
| | | Left | 20450 | 829.0 | 3.910 | 0.454 | 100.00 | 1.000 | 21.07 | 21.50 | 1.104 | 0.501 | / |
| | | Top | 20450 | 829.0 | 0.660 | 0.204 | 100.00 | 1.000 | 21.07 | 21.50 | 1.104 | 0.225 | / |

| Body(hotspot open, 0mm Gap) | | | | | | | | | | | | | |
|-----------------------------|--------------|-------------|-------|-------------|-----------------|--------------------|----------------|-------------------|-------------------|--------------------------|----------------|----------------------|-----------|
| Mode | Channel Type | Position | Ch. | Freq. (MHz) | Power Drift (%) | 1g Meas SAR (W/kg) | Duty cycle (%) | Duty cycle Factor | Meas. Power (dBm) | Max. tune-up power (dBm) | Scaling Factor | 1g Scaled SAR (W/kg) | Meas. No. |
| Band 7 (BW: 10MHz) | 1RB | Front | 21100 | 2535.0 | 4.890 | 0.804 | 100.00 | 1.000 | 24.02 | 24.50 | 1.117 | 0.898 | / |
| | | Back | 20850 | 2510.0 | -0.560 | 0.842 | 100.00 | 1.000 | 23.98 | 24.00 | 1.005 | 0.846 | / |
| | | Back | 21100 | 2535.0 | -4.250 | 0.859 | 100.00 | 1.000 | 24.02 | 24.50 | 1.117 | 0.960 | 8# |
| | | Back-repeat | 21100 | 2535.0 | 2.450 | 0.851 | 100.00 | 1.000 | 24.02 | 24.50 | 1.117 | 0.951 | / |
| | | Back | 21350 | 2560.0 | 3.200 | 0.835 | 100.00 | 1.000 | 23.82 | 24.00 | 1.042 | 0.870 | / |
| | | Left | 21100 | 2535.0 | -1.920 | 0.751 | 100.00 | 1.000 | 24.02 | 24.50 | 1.117 | 0.839 | / |
| | 50%RB | Top | 21100 | 2535.0 | -2.500 | 0.252 | 100.00 | 1.000 | 24.02 | 24.50 | 1.117 | 0.281 | / |
| | | Front | 21100 | 2535.0 | -1.570 | 0.774 | 100.00 | 1.000 | 22.69 | 23.00 | 1.074 | 0.831 | / |
| | | Back | 21100 | 2535.0 | -0.320 | 0.825 | 100.00 | 1.000 | 22.69 | 23.00 | 1.074 | 0.886 | / |
| | | Left | 21100 | 2535.0 | 3.530 | 0.729 | 100.00 | 1.000 | 22.69 | 23.00 | 1.074 | 0.783 | / |
| Top | 21100 | 2535.0 | 0.180 | 0.236 | 100.00 | 1.000 | 22.69 | 23.00 | 1.074 | 0.253 | / | | |

| Body(hotspot open, 0mm Gap) | | | | | | | | | | | | | |
|-----------------------------|--------------|-------------|-------|-------------|-----------------|--------------------|----------------|-------------------|-------------------|--------------------------|----------------|----------------------|-----------|
| Mode | Channel Type | Position | Ch. | Freq. (MHz) | Power Drift (%) | 1g Meas SAR (W/kg) | Duty cycle (%) | Duty cycle Factor | Meas. Power (dBm) | Max. tune-up power (dBm) | Scaling Factor | 1g Scaled SAR (W/kg) | Meas. No. |
| Band 12 (BW: 20MHz) | 1RB | Front | 23130 | 711.0 | 1.270 | 0.871 | 100.00 | 1.000 | 24.94 | 25.00 | 1.014 | 0.883 | / |
| | | Back | 23060 | 704.0 | 1.280 | 1.021 | 100.00 | 1.000 | 24.75 | 25.00 | 1.059 | 1.081 | / |
| | | Back | 23095 | 707.5 | 3.520 | 1.035 | 100.00 | 1.000 | 24.87 | 25.00 | 1.030 | 1.066 | / |
| | | Back | 23130 | 711.0 | -3.270 | 1.086 | 100.00 | 1.000 | 24.94 | 25.00 | 1.014 | 1.101 | 9# |
| | | Back-repeat | 23130 | 711.0 | 4.260 | 1.071 | 100.00 | 1.000 | 24.94 | 25.00 | 1.014 | 1.086 | / |
| | | Left | 23130 | 711.0 | 2.550 | 0.835 | 100.00 | 1.000 | 24.94 | 25.00 | 1.014 | 0.847 | / |
| | 50%RB | Top | 23130 | 711.0 | -3.640 | 0.382 | 100.00 | 1.000 | 24.94 | 25.00 | 1.014 | 0.387 | / |
| | | Front | 23130 | 711.0 | -0.110 | 0.850 | 100.00 | 1.000 | 23.97 | 24.00 | 1.007 | 0.856 | / |
| | | Back | 23130 | 711.0 | 0.540 | 0.984 | 100.00 | 1.000 | 23.97 | 24.00 | 1.007 | 0.991 | / |
| | | Left | 23130 | 711.0 | -3.000 | 0.811 | 100.00 | 1.000 | 23.97 | 24.00 | 1.007 | 0.817 | / |
| Top | 23130 | 711.0 | 2.990 | 0.361 | 100.00 | 1.000 | 23.97 | 24.00 | 1.007 | 0.364 | / | | |

| Body(hotspot open, 0mm Gap) | | | | | | | | | | | | | |
|-----------------------------|--------------|-------------|-------|-------------|-----------------|--------------------|----------------|-------------------|-------------------|--------------------------|----------------|----------------------|-----------|
| Mode | Channel Type | Position | Ch. | Freq. (MHz) | Power Drift (%) | 1g Meas SAR (W/kg) | Duty cycle (%) | Duty cycle Factor | Meas. Power (dBm) | Max. tune-up power (dBm) | Scaling Factor | 1g Scaled SAR (W/kg) | Meas. No. |
| Band 14 (BW: 10MHz) | 1RB | Front | 23330 | 793.0 | 4.270 | 0.865 | 100.00 | 1.000 | 25.20 | 25.50 | 1.072 | 0.927 | / |
| | | Back | 23330 | 793.0 | -2.320 | 1.046 | 100.00 | 1.000 | 25.20 | 25.50 | 1.072 | 1.121 | 10# |
| | | Back-repeat | 23330 | 793.0 | 1.750 | 1.032 | 100.00 | 1.000 | 25.20 | 25.50 | 1.072 | 1.106 | / |
| | | Left | 23330 | 793.0 | -2.820 | 0.821 | 100.00 | 1.000 | 25.20 | 25.50 | 1.072 | 0.880 | / |
| | | Top | 23330 | 793.0 | -4.020 | 0.376 | 100.00 | 1.000 | 25.20 | 25.50 | 1.072 | 0.403 | / |
| | 50%RB | Front | 23330 | 793.0 | -3.360 | 0.847 | 100.00 | 1.000 | 24.18 | 24.50 | 1.076 | 0.911 | / |
| | | Back | 23330 | 793.0 | 0.220 | 0.991 | 100.00 | 1.000 | 24.18 | 24.50 | 1.076 | 1.066 | / |
| | | Left | 23330 | 793.0 | 0.210 | 0.802 | 100.00 | 1.000 | 24.18 | 24.50 | 1.076 | 0.863 | / |
| Top | 23330 | 793.0 | 3.630 | 0.353 | 100.00 | 1.000 | 24.18 | 24.50 | 1.076 | 0.380 | / | | |

| Body(hotspot open, 0mm Gap) | | | | | | | | | | | | | |
|-----------------------------|--|--|--|--|--|--|--|--|--|--|--|--|--|
|-----------------------------|--|--|--|--|--|--|--|--|--|--|--|--|--|

| Mode | Channel Type | Position | Ch. | Freq. (MHz) | Power Drift (%) | 1g Meas SAR (W/kg) | Duty cycle (%) | Duty cycle Factor | Meas. Power (dBm) | Max. tune-up power (dBm) | Scaling Factor | 1g Scaled SAR (W/kg) | Meas. No. |
|------------------------|--------------|-------------|-------|-------------|-----------------|--------------------|----------------|-------------------|-------------------|--------------------------|----------------|----------------------|-----------|
| Band 17 (BW: 10MHz) | 1RB | Front | 23800 | 711.0 | 4.130 | 0.982 | 100.00 | 1.000 | 24.97 | 25.00 | 1.007 | 0.989 | / |
| | | Back | 23780 | 709.0 | 2.060 | 1.026 | 100.00 | 1.000 | 24.77 | 25.00 | 1.054 | 1.081 | / |
| | | Back | 23790 | 710.0 | 1.320 | 1.089 | 100.00 | 1.000 | 24.92 | 25.00 | 1.019 | 1.110 | / |
| | | Back | 23800 | 711.0 | -3.250 | 1.129 | 100.00 | 1.000 | 24.97 | 25.00 | 1.007 | 1.137 | 11# |
| | | Back-repeat | 23800 | 711.0 | 0.760 | 1.106 | 100.00 | 1.000 | 24.97 | 25.00 | 1.007 | 1.114 | / |
| | | Left | 23800 | 711.0 | -4.010 | 0.912 | 100.00 | 1.000 | 24.97 | 25.00 | 1.007 | 0.918 | / |
| | Top | 23800 | 711.0 | -3.790 | 0.405 | 100.00 | 1.000 | 24.97 | 25.00 | 1.007 | 0.408 | / | |
| | 50%RB | Front | 23800 | 711.0 | 1.680 | 0.963 | 100.00 | 1.000 | 24.00 | 24.00 | 1.000 | 0.963 | / |
| | | Back | 23800 | 711.0 | 3.020 | 1.082 | 100.00 | 1.000 | 24.00 | 24.00 | 1.000 | 1.082 | / |
| | | Left | 23800 | 711.0 | -1.880 | 0.885 | 100.00 | 1.000 | 24.00 | 24.00 | 1.000 | 0.885 | / |
| Top | | 23800 | 711.0 | -0.370 | 0.372 | 100.00 | 1.000 | 24.00 | 24.00 | 1.000 | 0.372 | / | |

| Body(hotspot open, 0mm Gap) | | | | | | | | | | | | | |
|-----------------------------|--------------|-------------|--------|-------------|-----------------|--------------------|----------------|-------------------|-------------------|--------------------------|----------------|----------------------|-----------|
| Mode | Channel Type | Position | Ch. | Freq. (MHz) | Power Drift (%) | 1g Meas SAR (W/kg) | Duty cycle (%) | Duty cycle Factor | Meas. Power (dBm) | Max. tune-up power (dBm) | Scaling Factor | 1g Scaled SAR (W/kg) | Meas. No. |
| Band 25 (BW: 20MHz) | 1RB | Front | 26590 | 1905.0 | 4.130 | 0.816 | 100.00 | 1.000 | 22.49 | 22.50 | 1.002 | 0.818 | / |
| | | Back | 26140 | 1860.0 | 2.650 | 0.832 | 100.00 | 1.000 | 22.31 | 22.50 | 1.045 | 0.869 | / |
| | | Back | 26365 | 1882.5 | 0.490 | 0.854 | 100.00 | 1.000 | 22.42 | 22.50 | 1.019 | 0.870 | / |
| | | Back | 26590 | 1905.0 | -1.550 | 0.880 | 100.00 | 1.000 | 22.49 | 22.50 | 1.002 | 0.882 | 12# |
| | | Back-repeat | 26590 | 1905.0 | 3.260 | 0.872 | 100.00 | 1.000 | 22.49 | 22.50 | 1.002 | 0.874 | / |
| | | Left | 26590 | 1905.0 | 2.490 | 0.754 | 100.00 | 1.000 | 22.49 | 22.50 | 1.002 | 0.756 | / |
| | Top | 26590 | 1905.0 | 0.740 | 0.278 | 100.00 | 1.000 | 22.49 | 22.50 | 1.002 | 0.279 | / | |
| | 50%RB | Front | 26590 | 1905.0 | 0.140 | 0.775 | 100.00 | 1.000 | 21.87 | 22.00 | 1.030 | 0.798 | / |
| | | Back | 26590 | 1905.0 | 2.350 | 0.862 | 100.00 | 1.000 | 21.87 | 22.00 | 1.030 | 0.888 | / |
| | | Left | 26590 | 1905.0 | 1.890 | 0.731 | 100.00 | 1.000 | 21.87 | 22.00 | 1.030 | 0.753 | / |
| Top | | 26590 | 1905.0 | 2.330 | 0.252 | 100.00 | 1.000 | 21.87 | 22.00 | 1.030 | 0.260 | / | |

| Body(hotspot open, 0mm Gap) | | | | | | | | | | | | | |
|-----------------------------|--------------|----------|-------|-------------|-----------------|--------------------|----------------|-------------------|-------------------|--------------------------|----------------|----------------------|-----------|
| Mode | Channel Type | Position | Ch. | Freq. (MHz) | Power Drift (%) | 1g Meas SAR (W/kg) | Duty cycle (%) | Duty cycle Factor | Meas. Power (dBm) | Max. tune-up power (dBm) | Scaling Factor | 1g Scaled SAR (W/kg) | Meas. No. |
| Band 26 (BW: 15MHz) | 1RB | Front | 26765 | 821.5 | 2.410 | 0.523 | 100.00 | 1.000 | 25.03 | 25.50 | 1.114 | 0.583 | / |
| | | Back | 26765 | 821.5 | 2.540 | 0.596 | 100.00 | 1.000 | 25.03 | 25.50 | 1.114 | 0.664 | 13# |
| | | Left | 26765 | 821.5 | -4.910 | 0.462 | 100.00 | 1.000 | 25.03 | 25.50 | 1.114 | 0.515 | / |
| | | Top | 26765 | 821.5 | -2.220 | 0.210 | 100.00 | 1.000 | 25.03 | 25.50 | 1.114 | 0.234 | / |
| | 50%RB | Front | 26765 | 821.5 | -0.550 | 0.502 | 100.00 | 1.000 | 24.13 | 24.50 | 1.089 | 0.547 | / |
| | | Back | 26765 | 821.5 | 2.500 | 0.972 | 100.00 | 1.000 | 24.13 | 24.50 | 1.089 | 1.059 | / |
| | | Left | 26765 | 821.5 | 2.290 | 0.443 | 100.00 | 1.000 | 24.13 | 24.50 | 1.089 | 0.482 | / |
| | | Top | 26765 | 821.5 | 2.540 | 0.192 | 100.00 | 1.000 | 24.13 | 24.50 | 1.089 | 0.209 | / |

| Body(hotspot open, 0mm Gap) | | | | | | | | | | | | | |
|-----------------------------|--------------|-------------|--------|-------------|-----------------|--------------------|----------------|-------------------|-------------------|--------------------------|----------------|----------------------|-----------|
| Mode | Channel Type | Position | Ch. | Freq. (MHz) | Power Drift (%) | 1g Meas SAR (W/kg) | Duty cycle (%) | Duty cycle Factor | Meas. Power (dBm) | Max. tune-up power (dBm) | Scaling Factor | 1g Scaled SAR (W/kg) | Meas. No. |
| Band 41 (BW: 20MHz) | 1RB | Front | 40620 | 2593.0 | 3.620 | 0.921 | 100.00 | 1.000 | 23.59 | 24.00 | 1.099 | 1.012 | / |
| | | Back | 39750 | 2506.0 | -2.160 | 0.978 | 100.00 | 1.000 | 23.33 | 23.50 | 1.040 | 1.017 | / |
| | | Back | 40620 | 2593.0 | 1.500 | 1.010 | 100.00 | 1.000 | 23.59 | 24.00 | 1.099 | 1.110 | 14# |
| | | Back-repeat | 40620 | 2593.0 | 0.980 | 0.998 | 100.00 | 1.000 | 23.59 | 24.00 | 1.099 | 1.097 | / |
| | | Back | 41490 | 2680.0 | 2.160 | 0.970 | 100.00 | 1.000 | 23.27 | 23.50 | 1.054 | 1.022 | / |
| | | Left | 40620 | 2593.0 | 1.400 | 0.886 | 100.00 | 1.000 | 23.59 | 24.00 | 1.099 | 0.974 | / |
| | Top | 40620 | 2593.0 | 0.100 | 0.378 | 100.00 | 1.000 | 23.59 | 24.00 | 1.099 | 0.415 | / | |
| | 50%RB | Front | 40620 | 2593.0 | 0.360 | 0.897 | 100.00 | 1.000 | 22.47 | 22.50 | 1.007 | 0.903 | / |
| | | Back | 40620 | 2593.0 | -0.650 | 0.975 | 100.00 | 1.000 | 22.47 | 22.50 | 1.007 | 0.982 | / |
| | | Left | 40620 | 2593.0 | 3.380 | 0.854 | 100.00 | 1.000 | 22.47 | 22.50 | 1.007 | 0.860 | / |
| Top | | 40620 | 2593.0 | 2.180 | 0.342 | 100.00 | 1.000 | 22.47 | 22.50 | 1.007 | 0.344 | / | |

| Body(hotspot open, 0mm Gap) | | | | | | | | | | | | | |
|-----------------------------|--------------|----------|--------|-------------|-----------------|--------------------|----------------|-------------------|-------------------|--------------------------|----------------|----------------------|-----------|
| Mode | Channel Type | Position | Ch. | Freq. (MHz) | Power Drift (%) | 1g Meas SAR (W/kg) | Duty cycle (%) | Duty cycle Factor | Meas. Power (dBm) | Max. tune-up power (dBm) | Scaling Factor | 1g Scaled SAR (W/kg) | Meas. No. |
| Band 66 (BW: 20MHz) | 1RB | Front | 132322 | 1745.0 | 2.320 | 0.812 | 100.00 | 1.000 | 23.45 | 23.50 | 1.012 | 0.822 | / |
| | | Back | 132072 | 1720.0 | 1.770 | 0.820 | 100.00 | 1.000 | 23.17 | 23.50 | 1.079 | 0.885 | / |

| | | | | | | | | | | | | | |
|-----|--------|-------------|--------|--------|--------|-------|--------|-------|-------|-------|-------|--------------|-----|
| | | Back | 132322 | 1745.0 | -0.540 | 0.875 | 100.00 | 1.000 | 23.45 | 23.50 | 1.012 | 0.886 | 15# |
| | | Back-repeat | 132322 | 1745.0 | 3.520 | 0.867 | 100.00 | 1.000 | 23.45 | 23.50 | 1.012 | 0.877 | / |
| | | Back | 132572 | 1770.0 | -1.850 | 0.792 | 100.00 | 1.000 | 22.65 | 23.00 | 1.084 | 0.859 | / |
| | | Left | 132322 | 1745.0 | 2.410 | 0.746 | 100.00 | 1.000 | 23.45 | 23.50 | 1.012 | 0.755 | / |
| | 50%RB | Top | 132322 | 1745.0 | -0.380 | 0.251 | 100.00 | 1.000 | 23.45 | 23.50 | 1.012 | 0.254 | / |
| | | Front | 132322 | 1745.0 | 1.230 | 0.776 | 100.00 | 1.000 | 22.03 | 23.00 | 1.250 | 0.970 | / |
| | | Back | 132322 | 1745.0 | 0.340 | 0.845 | 100.00 | 1.000 | 22.03 | 23.00 | 1.250 | 1.056 | / |
| | | Left | 132322 | 1745.0 | -0.102 | 0.721 | 100.00 | 1.000 | 22.03 | 23.00 | 1.250 | 0.901 | / |
| Top | 132322 | 1745.0 | -2.620 | 0.243 | 100.00 | 1.000 | 22.03 | 23.00 | 1.250 | 0.304 | / | | |

Wifi

| Body(hotspot open, 0mm Gap) | | | | | | | | | | | | |
|--|----------|-----|-------------|-----------------|--------------------|----------------|-------------------|-------------------|--------------------------|----------------|----------------------|-----------|
| Mode | Position | Ch. | Freq. (MHz) | Power Drift (%) | 1g Meas SAR (W/kg) | Duty cycle (%) | Duty cycle Factor | Meas. Power (dBm) | Max. tune-up power (dBm) | Scaling Factor | 1g Scaled SAR (W/kg) | Meas. No. |
| 2.4g (2.4~2.4835) 802.11b | Front | 11 | 2462 | 1.340 | 0.275 | 100.00 | 1.000 | 19.07 | 19.50 | 1.104 | 0.304 | / |
| | Back | 11 | 2462 | -3.890 | 0.318 | 100.00 | 1.000 | 19.07 | 19.50 | 1.104 | 0.351 | 16# |
| | Right | 11 | 2462 | -2.810 | 0.131 | 100.00 | 1.000 | 19.07 | 19.50 | 1.104 | 0.145 | / |
| 2.4g (2.4~2.4835) 802.11g | Front | 11 | 2462 | 1.040 | 0.261 | 100.00 | 1.000 | 21.13 | 21.50 | 1.089 | 0.284 | / |
| | Back | 11 | 2462 | -3.460 | 0.303 | 100.00 | 1.000 | 21.13 | 21.50 | 1.089 | 0.330 | / |
| | Right | 11 | 2462 | 0.850 | 0.124 | 100.00 | 1.000 | 21.13 | 21.50 | 1.089 | 0.135 | / |
| Body(hotspot open, 0mm Gap) | | | | | | | | | | | | |
| Mode | Position | Ch. | Freq. (MHz) | Power Drift (%) | 1g Meas SAR (W/kg) | Duty cycle (%) | Duty cycle Factor | Meas. Power (dBm) | Max. tune-up power (dBm) | Scaling Factor | 1g Scaled SAR (W/kg) | Meas. No. |
| U-NII-1 (5.150~5.250) 802.11a | Front | 40 | 5200 | -2.600 | 0.252 | 100.00 | 1.000 | 8.93 | 9.00 | 1.016 | 0.256 | / |
| | Back | 40 | 5200 | 1.780 | 0.307 | 100.00 | 1.000 | 8.93 | 9.00 | 1.016 | 0.312 | 17# |
| | Right | 40 | 5200 | 0.500 | 0.116 | 100.00 | 1.000 | 8.93 | 9.00 | 1.016 | 0.118 | / |
| Body(hotspot open, 0mm Gap) | | | | | | | | | | | | |
| Mode | Position | Ch. | Freq. (MHz) | Power Drift (%) | 1g Meas SAR (W/kg) | Duty cycle (%) | Duty cycle Factor | Meas. Power (dBm) | Max. tune-up power (dBm) | Scaling Factor | 1g Scaled SAR (W/kg) | Meas. No. |
| U-NII-2a (5.250~5.350) 802.11ac(VHT20) | Front | 52 | 5260 | 2.800 | 0.258 | 100.00 | 1.000 | 10.01 | 10.50 | 1.119 | 0.289 | / |
| | Back | 52 | 5260 | -2.060 | 0.311 | 100.00 | 1.000 | 10.01 | 10.50 | 1.119 | 0.348 | 18# |
| | Right | 52 | 5260 | -1.195 | 0.121 | 100.00 | 1.000 | 10.01 | 10.50 | 1.119 | 0.135 | / |
| Body(hotspot open, 0mm Gap) | | | | | | | | | | | | |
| Mode | Position | Ch. | Freq. (MHz) | Power Drift (%) | 1g Meas SAR (W/kg) | Duty cycle (%) | Duty cycle Factor | Meas. Power (dBm) | Max. tune-up power (dBm) | Scaling Factor | 1g Scaled SAR (W/kg) | Meas. No. |
| U-NII-2c (5.470~5.725) 802.11n(HT20) | Front | 100 | 5500 | 0.770 | 0.260 | 100.00 | 1.000 | 9.62 | 10.00 | 1.091 | 0.284 | / |
| | Back | 100 | 5500 | -1.040 | 0.316 | 100.00 | 1.000 | 9.62 | 10.00 | 1.091 | 0.345 | 19# |
| | Right | 100 | 5500 | -1.195 | 0.127 | 100.00 | 1.000 | 9.62 | 10.00 | 1.091 | 0.139 | / |
| Body(hotspot open, 0mm Gap) | | | | | | | | | | | | |
| Mode | Position | Ch. | Freq. (MHz) | Power Drift (%) | 1g Meas SAR (W/kg) | Duty cycle (%) | Duty cycle Factor | Meas. Power (dBm) | Max. tune-up power (dBm) | Scaling Factor | 1g Scaled SAR (W/kg) | Meas. No. |
| U-NII-3 (5.725~5.850) 802.11a | Front | 165 | 5825 | -2.110 | 0.253 | 100.00 | 1.000 | 8.10 | 8.50 | 1.096 | 0.277 | / |
| | Back | 165 | 5825 | 1.350 | 0.313 | 100.00 | 1.000 | 8.10 | 8.50 | 1.096 | 0.343 | 20# |
| | Right | 165 | 5825 | 2.572 | 0.123 | 100.00 | 1.000 | 8.10 | 8.50 | 1.096 | 0.135 | / |

Note:

- The maximum SAR Value of each test band is marked bold.
- SAR plot is provided only for the highest measured SAR in each exposure configuration, wireless mode and frequency band combination.
- Per KDB 447498 D01 v06, for each exposure position, if the highest output power channel Reported SAR ≤ 0.8W/kg, other channels SAR testing is not necessary.
- Per KDB 616217 D04, tablet use is evaluated with the device positioned at 0mm from a flat phantom respectively filled with head tissue-equivalent medium.
- Per KDB 447498 D01 v06, the report SAR is measured SAR value adjusted for maximum tune-up tolerance. Scaling Factor=10^[(tune-up limit power (dBm) - Ave.power power (dBm))/10], where tune-up limit is the maximum rated power among all production units.
Reported SAR(W/kg)=Measured SAR (W/kg)*Scaling Factor.

11. SAR Measurement Variability

According to KDB 865664 D01, SAR measurement variability was assessed for each frequency band, which is determined by the SAR probe calibration point and tissue-equivalent medium used for the device measurements. When both head and body tissue-equivalent media are required for SAR measurements in a frequency band, the variability measurement procedures should be applied to the tissue medium with the highest measured SAR, using the highest measured SAR configuration for that tissue-equivalent medium. Alternatively, if the highest measured SAR for both head and body tissue-equivalent media are ≤ 1.45 W/kg and the ratio of these highest SAR values, i.e., largest divided by smallest value, is ≤ 1.10 , the highest SAR configuration for either head or body tissue-equivalent medium may be used to perform the repeated measurement. These additional measurements are repeated after the completion of all measurements requiring the same head or body tissue-equivalent medium in a frequency band. The test device should be returned to ambient conditions (normal room temperature) with the battery fully charged before it is re-mounted on the device holder for the repeated measurement(s) to minimize any unexpected variations in the repeated results.

SAR repeated measurement procedure:

1. When the highest measured SAR is < 0.80 W/kg, repeated measurement is not required.
2. When the highest measured SAR is ≥ 0.80 W/kg, repeat that measurement once.
3. If the ratio of largest to smallest SAR for the original and first repeated measurements is > 1.20 , or when the original or repeated measurement is ≥ 1.45 W/kg, perform a second repeated measurement.
4. If the ratio of largest to smallest SAR for the original, first and second repeated measurements is > 1.20 , and the original, first or second repeated measurement is ≥ 1.5 W/kg, perform a third repeated measurement.

Note: For 1g SAR, the highest measured 1g SAR is $1.129 > 0.80$ W/kg, repeated measurement is as below.

| Mode | Position | Ch. | Freq. (MHz) | 1g Meas SAR (W/kg) | the ratio of largest to smallest SAR for the original and first repeated measurements |
|---------------------|---------------|--------|-------------|--------------------|---|
| WCDMA Band 2 | Back | 9400 | 1880.0 | 0.848 | 1.019 |
| | Back-repeated | 9400 | 1880.0 | 0.832 | |
| Band 4 (BW: 20MHz) | Back | 20050 | 1720.0 | 0.983 | 1.006 |
| | Back-repeated | 20050 | 1720.0 | 0.977 | |
| Band 7 (BW: 10MHz) | Back | 21100 | 2535.0 | 0.859 | 1.009 |
| | Back-repeated | 21100 | 2535.0 | 0.851 | |
| Band 12 (BW: 10MHz) | Back | 23130 | 711.0 | 1.086 | 1.014 |
| | Back-repeated | 23130 | 711.0 | 1.071 | |
| Band 14 (BW: 10MHz) | Back | 23330 | 793.0 | 1.046 | 1.014 |
| | Back-repeated | 23330 | 793.0 | 1.032 | |
| Band 17 (BW: 10MHz) | Back | 23800 | 711.0 | 1.129 | 1.021 |
| | Back-repeated | 23800 | 711.0 | 1.106 | |
| Band 25 (BW: 20MHz) | Back | 26590 | 1905.0 | 0.880 | 1.009 |
| | Back-repeated | 26590 | 1905.0 | 0.872 | |
| Band 41 (BW: 20MHz) | Back | 40620 | 2593.0 | 1.010 | 1.012 |
| | Back-repeated | 40620 | 2593.0 | 0.998 | |
| Band 66 (BW: 20MHz) | Back | 132322 | 1745.0 | 0.875 | 1.009 |
| | Back-repeated | 132322 | 1745.0 | 0.867 | |

According to the above ratio result, we don't need to perform a second repeated measurement for these bands.

12. Simultaneous Transmission

Simultaneous transmission SAR test exclusion is determined for each operating configuration and exposure condition according to the reported standalone SAR of each applicable simultaneous transmitting antenna. When the sum of SAR 1g of all simultaneously transmitting antennas in an operating mode and exposure condition combination is within the SAR limit (SAR 1g 1.6 W/kg), the simultaneous transmission SAR is not required. When the sum of SAR 1g is greater than the SAR limit (SAR 1g 1.6 W/kg), SAR test exclusion is determined by the SAR to Peak Location Ratio (SPLSR).

12.1 Simultaneous Transmission Mode Considerations

Simultaneous transmission SAR test exclusion is determined for each operating configuration and exposure condition according to the reported standalone SAR of each applicable simultaneous transmitting antenna. The device has 2 Tx antennas, WWAN main antenna, Wifi/BT antenna supports 2.4G/5G Wi-Fi and BT. The 2 antennas can always transmit simultaneously. The work mode combination is showed as below table.

Application Simultaneous Transmission information:

| NO. | Configuration | Body-worn |
|-----|-----------------|-----------|
| 1 | WWAN+WIFI(2.4g) | Yes |
| 2 | WWAN+WIFI(5g) | Yes |
| 3 | WWAN+BT | Yes |
| 4 | WWAN+NFC | Yes |

12.2 Sum SAR of Simultaneous Transmission

Hotspot(body-worn)

| Band | Test Position | RB allocation | Scaled | | | | | Σ SAR (W/kg) WWAN + WIFI 2.4G | Σ SAR (W/kg) WWAN + WIFI 5G | Σ SAR (W/kg) WWAN + BT | Σ SAR (W/kg) WWAN + NFC | SPLSR | Remark |
|--------------------------|---------------|---------------|--------------|--------------|--------------|--------------|--------------|-------------------------------|-----------------------------|------------------------|-------------------------|-------|--------|
| | | | WWAN | WIFI 2.4G | WIFI 5G | Bluetooth | NFC | | | | | | |
| LTE Band 17 QPSK (10MHz) | Front | 1RB | 0.989 | 0.304 | 0.289 | 0.374 | 0.185 | 1.293 | 1.278 | 1.363 | 1.174 | N/A | N/A |
| | Back | | 1.137 | 0.351 | 0.348 | 0.374 | 0.185 | 1.488 | 1.485 | 1.511 | 1.322 | N/A | N/A |
| | Left | | 0.918 | / | / | / | / | 0.918 | 0.918 | 0.918 | 0.918 | N/A | N/A |
| | Right | | / | 0.145 | 0.135 | 0.374 | 0.185 | 0.145 | 0.135 | 0.374 | 0.185 | N/A | N/A |
| | Top | 0.408 | / | / | / | / | 0.408 | 0.408 | 0.408 | 0.408 | N/A | N/A | |
| | Front | 50%RB | 0.963 | 0.304 | 0.289 | 0.374 | 0.185 | 1.267 | 1.252 | 1.337 | 1.148 | N/A | N/A |
| | Back | | 1.082 | 0.351 | 0.348 | 0.374 | 0.185 | 1.433 | 1.430 | 1.456 | 1.267 | N/A | N/A |
| | Left | | 0.885 | / | / | / | / | 0.885 | 0.885 | 0.885 | 0.885 | N/A | N/A |
| | Right | | / | 0.145 | 0.135 | 0.374 | 0.185 | 0.145 | 0.135 | 0.374 | 0.185 | N/A | N/A |
| | Top | | 0.372 | / | / | / | / | 0.372 | 0.372 | 0.372 | 0.372 | N/A | N/A |

13. Test Equipment List

| Description | Manufacturer | Model | Serial No./Version | Cal. Date | Cal. Due |
|-------------------------------------|-------------------|---------------|---------------------|------------|------------|
| E-Field Probe | MVG | SSE2 | 04/22 EPG0365 | 2024/02/06 | 2025/02/05 |
| 6 1/2 Digital Multimeter | Keithley | DMM6500 | 4527164 | 2023/11/16 | 2024/11/15 |
| Wideband Radio Communication Tester | ROHDE & SCHWARZ | CMW500 | 161997 | 2023/11/16 | 2024/11/15 |
| MXG Vector Signal Generator | Agilent | N5182A | MY46240163 | 2023/11/16 | 2024/11/15 |
| E-Series Avg. Power Sensor | KEYSIGHT | E9300A | MY55050017 | 2023/03/24 | 2024/03/23 |
| EPM Series Power Meter | KEYSIGHT | E4418B | MY41293435 | 2023/03/24 | 2024/03/23 |
| 10dB Attenuator | MIDWEST MICROWAVE | 263-10dB | / | 2023/03/24 | 2024/03/23 |
| Coupler | MERRIMAC | CWM-10R-10.8G | LOT-83391 | 2023/03/24 | 2024/03/23 |
| 750MHz Validation Dipole | MVG | SID750 | 07/22 DIP 0G750-655 | 2023/02/06 | 2025/02/05 |
| 835MHz Validation Dipole | MVG | SID835 | 07/22 DIP 0G835-656 | 2023/02/06 | 2025/02/05 |
| 1800MHz Validation Dipole | MVG | SID1800 | 07/22 DIP 1G800-657 | 2023/02/06 | 2025/02/05 |
| 1900MHz Validation Dipole | MVG | SID1900 | 07/22 DIP 1G900-658 | 2023/02/06 | 2025/02/05 |
| 2450MHz Validation Dipole | MVG | SID2450 | 07/22 DIP 2G450-662 | 2023/02/06 | 2025/02/05 |
| 2600MHz Validation Dipole | MVG | SID2600 | 07/22 DIP 2G600-663 | 2023/02/06 | 2025/02/05 |
| 5200MHz-5800MHz Validation Dipole | MVG | SID5000 | 07/22 DIP5G000-670 | 2023/02/06 | 2025/02/05 |
| LIMESAR Dielectric Probe | MVG | SCLMP | 06/22 OCPG88 | / | / |
| ENA Series Network Analyzer | Agilent | E5071B | MY42301221 | 2023/11/16 | 2024/11/15 |
| Thermometer | Riters | DT-232 | 21A11 | 2023/03/24 | 2024/03/23 |
| Antenna network emulator | MVG | ANTA 74 | 07/22 ANTA 74 | / | / |
| SAM Phantom | MVG | SAM | 07/22 SAM149 | / | / |
| Mobile Phone Positioning System | MVG | MSH 118 | 07/22 MSH 118 | / | / |
| Mechanical Calibration Kit | PNA | / | / | / | / |
| Open SAR test software | MVG | / | V5.3.5 | / | / |

Note: For dipole antennas, BTF has adopted 3 years as calibration intervals, and on annual basis, every measurement dipole has been evaluated and is in compliance with the following criteria:

1. There is no physical damage on the dipole;
2. System validation with specific dipole is within 10% of calibrated value;
3. Return-loss in within 20% of calibrated measurement.
4. Impedance (real or imaginary parts) in within 5 Ohms of calibrated measurement.

ANNEX A Simulating Liquid Verification Result

The dielectric parameters of the liquids were verified prior to the SAR evaluation using an SCLMP Dielectric Probe Kit.

| Dielectric performance of tissue simulating liquid | | | | | | | | | |
|--|--------------|----------|----------------|----------|------------------------|--------------------|-------|-----------|-----------|
| Frequency (MHz) | ϵ_r | | σ (s/m) | | Delta (ϵ_r) | Delta (σ) | Limit | Temp (°C) | Date |
| | Target | Measured | Target | Measured | | | | | |
| 750 | 41.90 | 41.80 | 0.89 | 0.86 | 0.24% | 3.37% | ±5% | 20.0 | 19/2/2024 |
| 835 | 41.50 | 41.41 | 0.90 | 0.87 | 0.22% | 3.33% | ±5% | 20.0 | 20/2/2024 |
| 1800 | 40.00 | 39.91 | 1.40 | 1.37 | 0.23% | 2.14% | ±5% | 20.0 | 21/2/2024 |
| 1900 | 40.00 | 39.88 | 1.40 | 1.41 | 0.30% | -0.71% | ±5% | 20.0 | 22/2/2024 |
| 2450 | 39.20 | 39.08 | 1.80 | 1.81 | 0.31% | -0.56% | ±5% | 20.0 | 23/2/2024 |
| 2600 | 39.00 | 38.88 | 1.96 | 1.97 | 0.31% | -0.51% | ±5% | 20.0 | 23/2/2024 |
| 5200 | 36.00 | 35.88 | 4.66 | 4.70 | 0.33% | -0.86% | ±5% | 20.0 | 26/2/2024 |
| 5400 | 35.80 | 35.68 | 4.86 | 4.90 | 0.34% | -0.82% | ±5% | 20.0 | 26/2/2024 |
| 5600 | 35.50 | 35.38 | 5.07 | 5.11 | 0.34% | -0.79% | ±5% | 20.0 | 27/2/2024 |
| 5800 | 35.30 | 35.18 | 5.27 | 5.31 | 0.34% | -0.76% | ±5% | 20.0 | 27/2/2024 |

NOTE: The dielectric parameters of the tissue-equivalent liquid should be measured under similar ambient conditions and within 2 °C of the conditions expected during the SAR evaluation to satisfy protocol requirements.

ANNEX B System Check Result

Comparing to the original SAR value provided by MVG, the validation data should be within its specification of 10 %(for 10 g).

| Frequency (MHz) | Input Power (mW) | 10g SAR (W/Kg) | 1g SAR (W/Kg) | 10g SAR 1W input power normalized (W/Kg) | 1g SAR 1W input power normalized (W/Kg) | 10g SAR Standard target (1W) (W/Kg) | 1g SAR Standard target (1W) (W/Kg) | 10g SAR Deviation | 1g SAR Deviation |
|-----------------|------------------|----------------|---------------|--|---|-------------------------------------|------------------------------------|-------------------|------------------|
| 750 | 16 | 0.092 | 0.138 | 5.80 | 8.70 | 5.55 | 8.49 | -4.50% | -2.47% |
| 835 | 16 | 0.106 | 0.163 | 6.68 | 10.28 | 6.22 | 9.56 | -7.40% | -7.53% |
| 1800 | 16 | 0.312 | 0.588 | 19.68 | 37.10 | 20.10 | 38.40 | 2.09% | 3.39% |
| 1900 | 16 | 0.322 | 0.63 | 20.32 | 39.75 | 20.50 | 39.70 | 0.88% | -0.13% |
| 2450 | 16 | 0.352 | 0.793 | 22.21 | 50.03 | 24.00 | 52.40 | 7.46% | 4.52% |
| 2600 | 16 | 0.421 | 0.866 | 26.56 | 54.64 | 24.60 | 55.30 | -7.97% | 1.19% |
| 5200 | 13 | 0.288 | 1.019 | 22.15 | 78.38 | 21.29 | 73.88 | 4.05% | 6.09% |
| 5400 | 13 | 0.299 | 1.051 | 23.00 | 80.84 | 23.23 | 81.47 | -0.99% | -0.77% |
| 5600 | 13 | 0.304 | 1.084 | 23.38 | 83.38 | 22.64 | 78.71 | 3.28% | 5.93% |
| 5800 | 13 | 0.277 | 0.981 | 21.31 | 75.46 | 21.50 | 74.21 | -0.90% | 1.68% |

System Performance Check Data (750 MHz)

System check at 750 MHz

Date of measurement: 19/2/2024

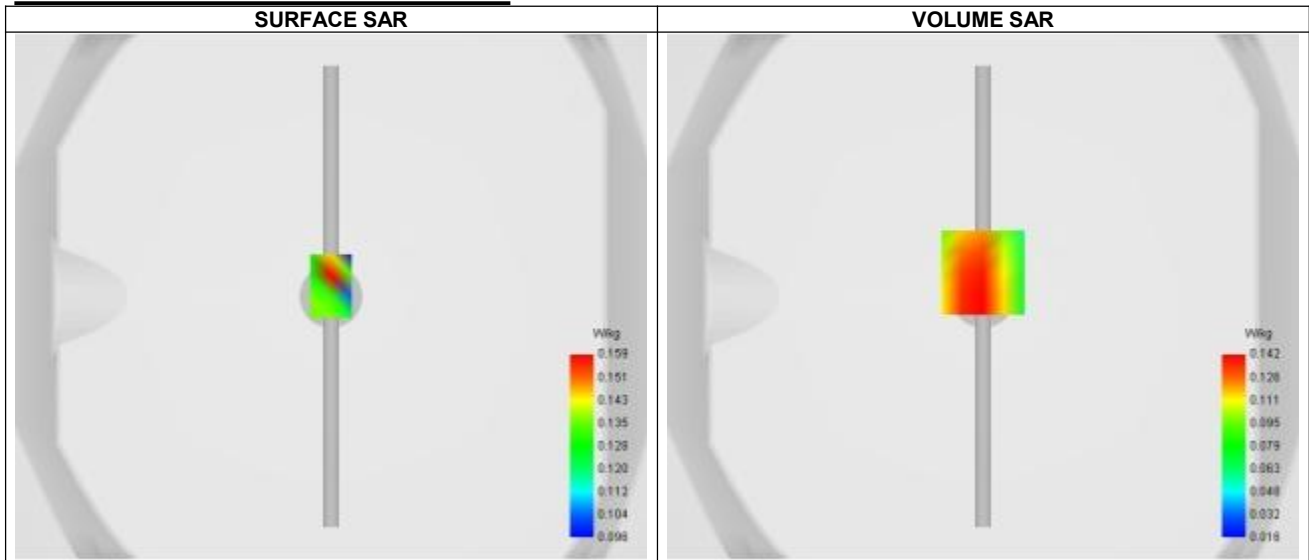
A. Experimental conditions.

| | |
|-----------------|---------------------------------------|
| Probe | SN 04/22 EPGO365 |
| ConvF | 1.65 |
| Area Scan | dx=8mm dy=8mm, Adaptive 1 max |
| Zoom Scan | 5x5x7, dx=8mm dy=8mm dz=5mm, Complete |
| Phantom | Validation plane |
| Device Position | Dipole |
| Band | CW750 |
| Channels | Middle |
| Signal | CW |

B. Permittivity

| | |
|--|---------|
| Frequency (MHz) | 750.000 |
| Relative permittivity (real part) | 41.800 |
| Relative permittivity (imaginary part) | 21.460 |
| Conductivity (S/m) | 0.860 |

C. SAR Surface and Volume



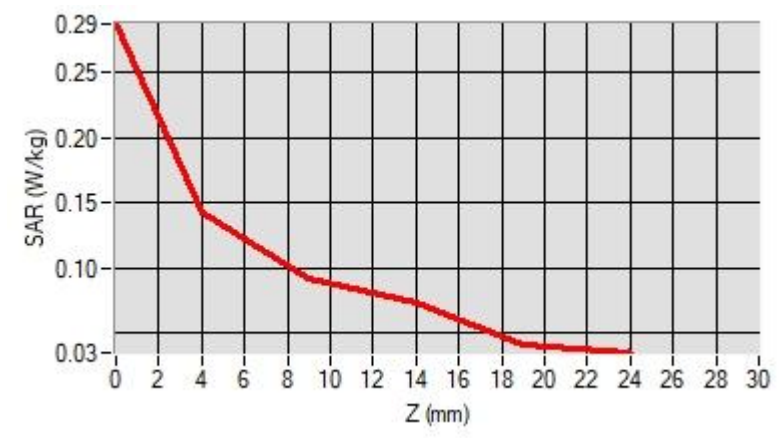
Maximum location: X=0.00, Y=9.00 ; SAR Peak: 0.20 W/kg

D. SAR 1g & 10g

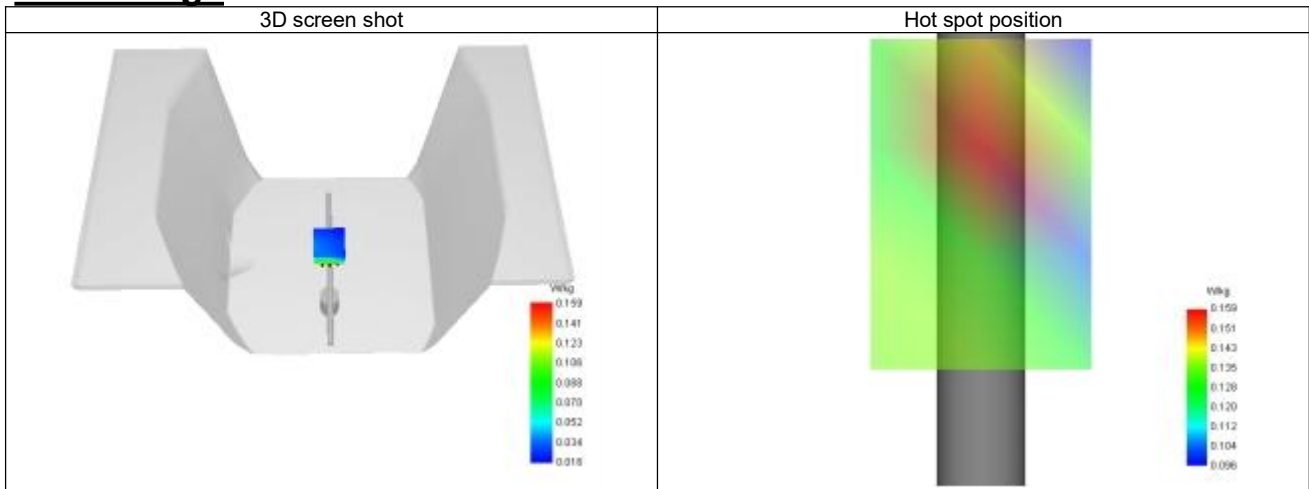
| | |
|---|----------|
| SAR 10g (W/Kg) | 0.092 |
| SAR 1g (W/Kg) | 0.138 |
| Variation (%) | -2.190 |
| Horizontal validation criteria: minimum distance (mm) | 0.000000 |
| Vertical validation criteria: SAR ratio M2/M1 (%) | 0.000000 |

E. Z Axis Scan

| | | | | | |
|------------|-------|-------|-------|-------|-------|
| Z (mm) | 0.00 | 4.00 | 9.00 | 14.00 | 19.00 |
| SAR (W/Kg) | 0.287 | 0.142 | 0.092 | 0.073 | 0.042 |



F. 3D Image



System Performance Check Data (835 MHz)

System check at 835 MHz

Date of measurement: 20/2/2024

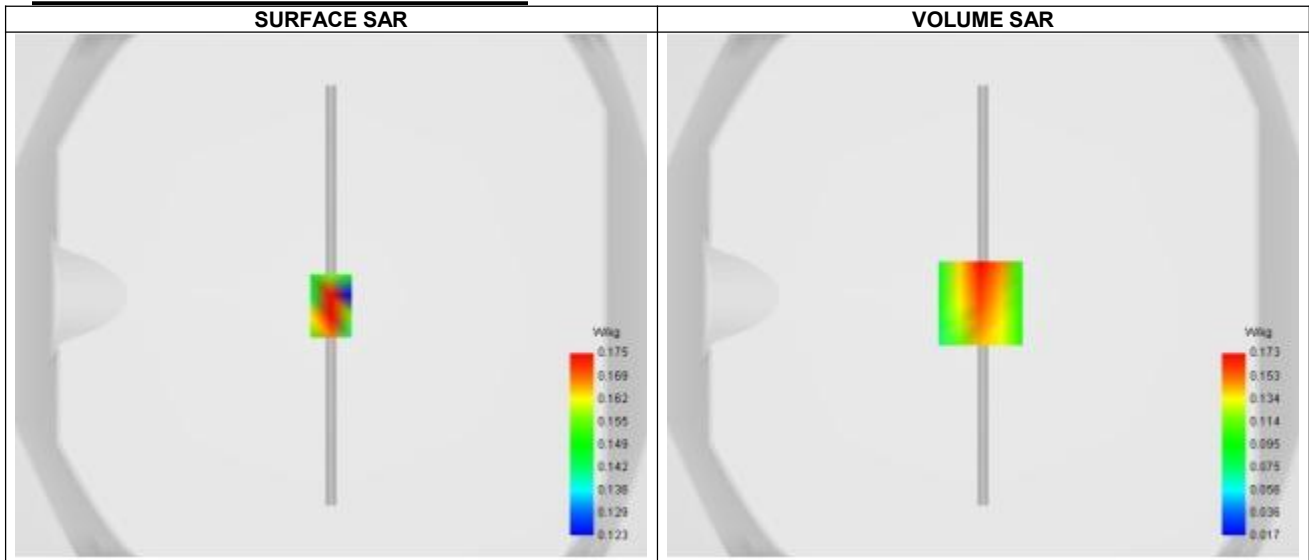
A. Experimental conditions.

| | |
|-----------------|---------------------------------------|
| Probe | SN 04/22 EPGO365 |
| ConvF | 1.68 |
| Area Scan | dx=8mm dy=8mm, Adaptive 1 max |
| Zoom Scan | 5x5x7, dx=8mm dy=8mm dz=5mm, Complete |
| Phantom | Validation plane |
| Device Position | Dipole |
| Band | CW835 |
| Channels | Middle |
| Signal | CW |

B. Permittivity

| | |
|--|---------|
| Frequency (MHz) | 835.000 |
| Relative permittivity (real part) | 41.410 |
| Relative permittivity (imaginary part) | 19.490 |
| Conductivity (S/m) | 0.870 |

C. SAR Surface and Volume



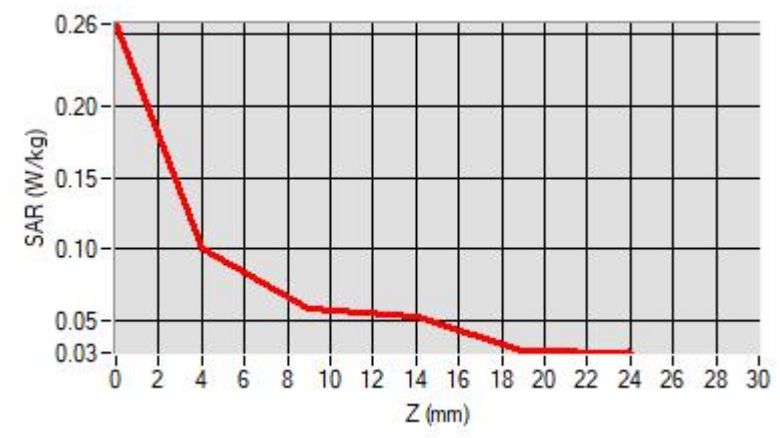
Maximum location: X=-1.00, Y=-3.00 ; SAR Peak: 0.26 W/kg

D. SAR 1g & 10g

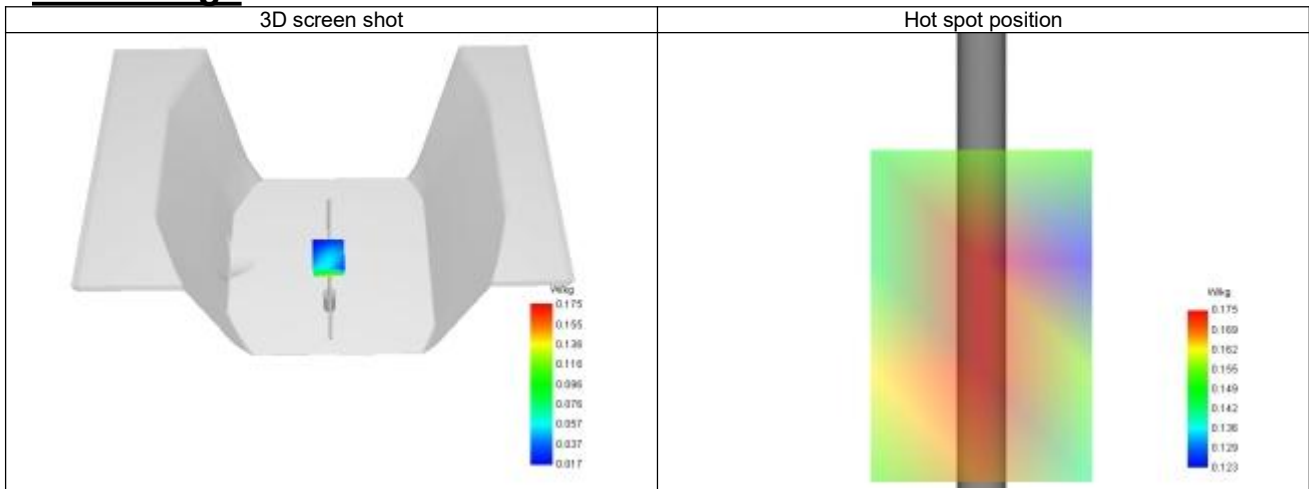
| | |
|---|----------|
| SAR 10g (W/Kg) | 0.106 |
| SAR 1g (W/Kg) | 0.163 |
| Variation (%) | -3.390 |
| Horizontal validation criteria: minimum distance (mm) | 0.000000 |
| Vertical validation criteria: SAR ratio M2/M1 (%) | 0.000000 |

E. Z Axis Scan

| | | | | | |
|------------|-------|-------|-------|-------|-------|
| Z (mm) | 0.00 | 4.00 | 9.00 | 14.00 | 19.00 |
| SAR (W/Kg) | 0.059 | 0.173 | 0.115 | 0.061 | 0.072 |



F. 3D Image



System Performance Check Data (1800 MHz)

System check at 1800 MHz

Date of measurement: 21/2/2024

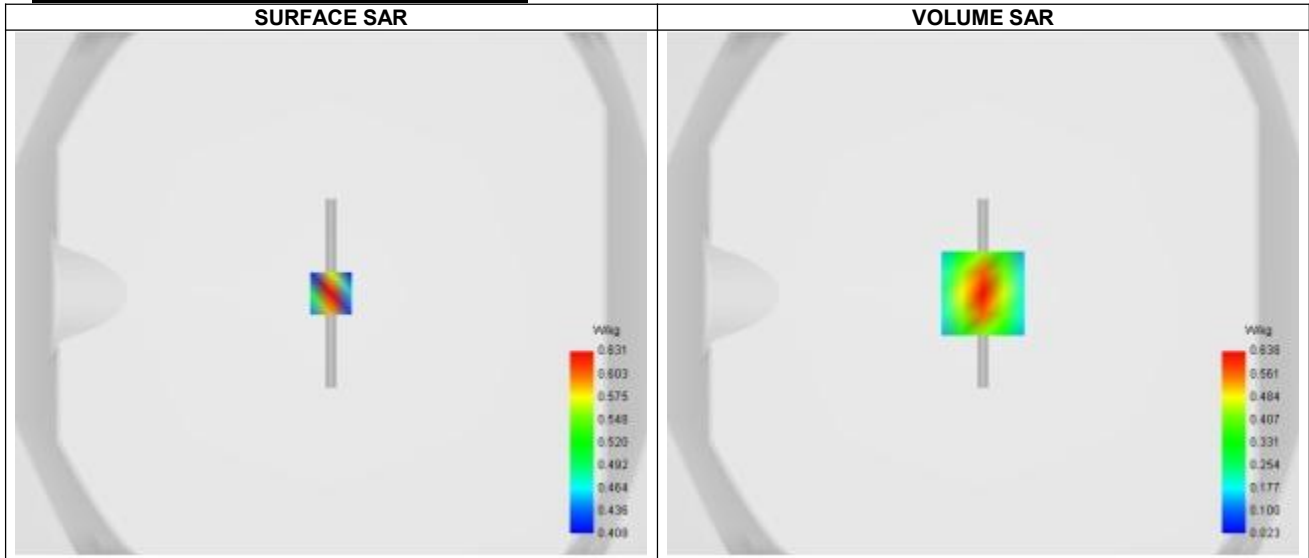
A. Experimental conditions.

| | |
|-----------------|---------------------------------------|
| Probe | SN 04/22 EPGO365 |
| ConvF | 1.96 |
| Area Scan | dx=8mm dy=8mm, Adaptive 1 max |
| Zoom Scan | 5x5x7, dx=8mm dy=8mm dz=5mm, Complete |
| Phantom | Validation plane |
| Device Position | Dipole |
| Band | CW1800 |
| Channels | Middle |
| Signal | CW |

B. Permittivity

| | |
|--|----------|
| Frequency (MHz) | 1800.000 |
| Relative permittivity (real part) | 39.910 |
| Relative permittivity (imaginary part) | 14.090 |
| Conductivity (S/m) | 1.370 |

C. SAR Surface and Volume



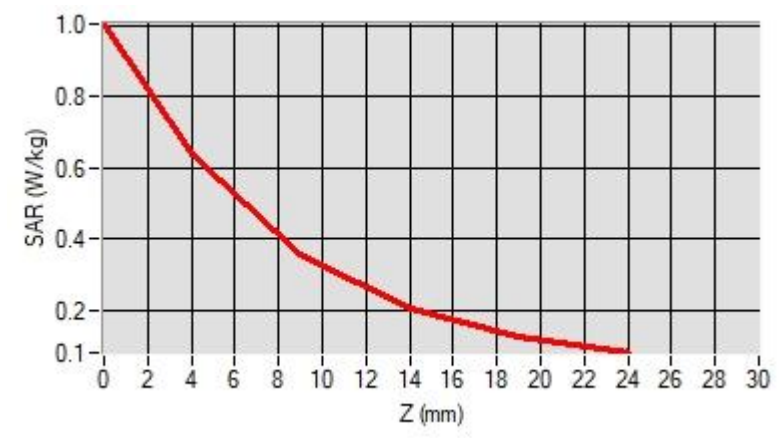
Maximum location: X=0.00, Y=0.00 ; SAR Peak: 1.00 W/kg

D. SAR 1g & 10g

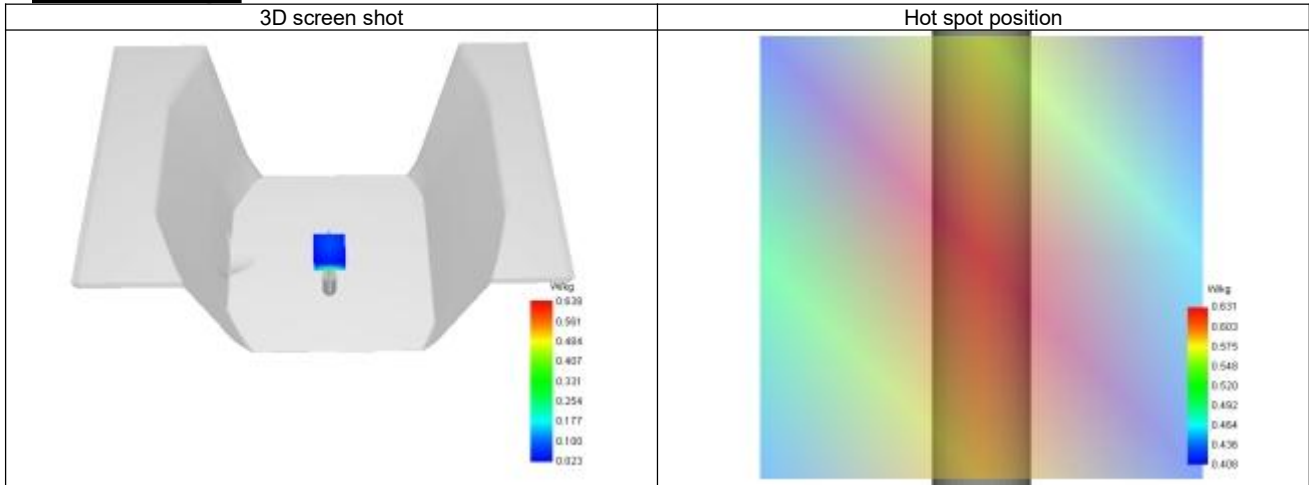
| | |
|---|----------|
| SAR 10g (W/Kg) | 0.312 |
| SAR 1g (W/Kg) | 0.588 |
| Variation (%) | -0.250 |
| Horizontal validation criteria: minimum distance (mm) | 0.000000 |
| Vertical validation criteria: SAR ratio M2/M1 (%) | 0.000000 |

E. Z Axis Scan

| | | | | | |
|------------|-------|-------|-------|-------|-------|
| Z (mm) | 0.00 | 4.00 | 9.00 | 14.00 | 19.00 |
| SAR (W/Kg) | 1.003 | 0.638 | 0.356 | 0.204 | 0.127 |



F. 3D Image



System Performance Check Data (1900 MHz)

System check at 1900 MHz

Date of measurement: 22/2/2024

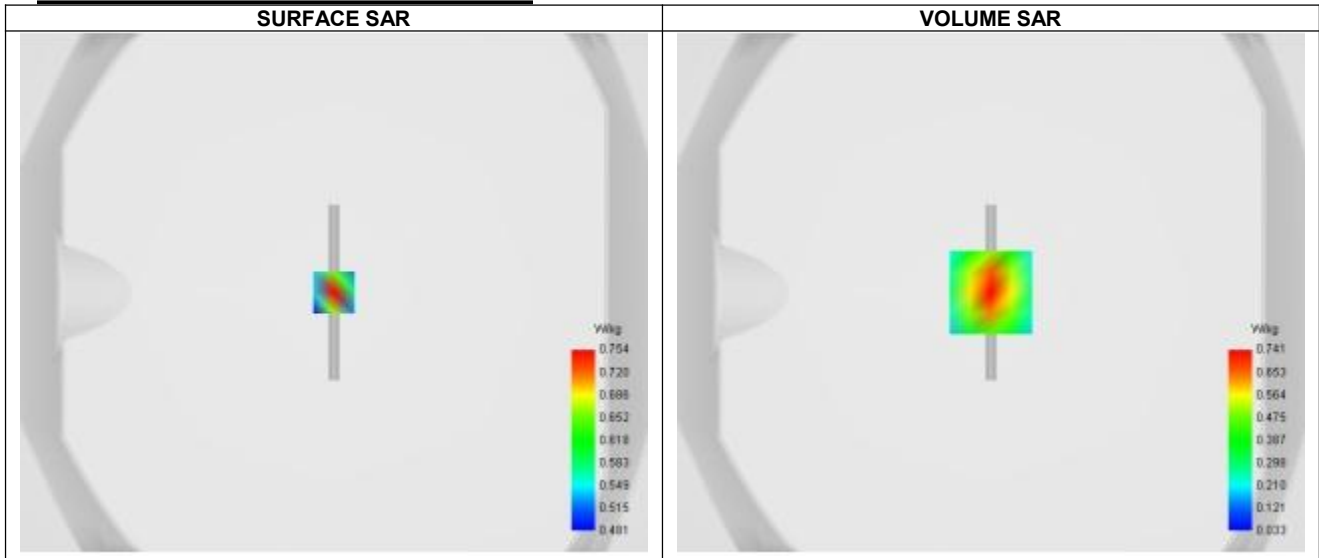
A. Experimental conditions.

| | |
|-----------------|---------------------------------------|
| Probe | SN 04/22 EPG0365 |
| ConvF | 2.24 |
| Area Scan | dx=8mm dy=8mm, Adaptive 1 max |
| Zoom Scan | 5x5x7, dx=8mm dy=8mm dz=5mm, Complete |
| Phantom | Validation plane |
| Device Position | Dipole |
| Band | CW1900 |
| Channels | Middle |
| Signal | CW |

B. Permittivity

| | |
|--|----------|
| Frequency (MHz) | 1900.000 |
| Relative permittivity (real part) | 39.880 |
| Relative permittivity (imaginary part) | 13.380 |
| Conductivity (S/m) | 1.410 |

C. SAR Surface and Volume



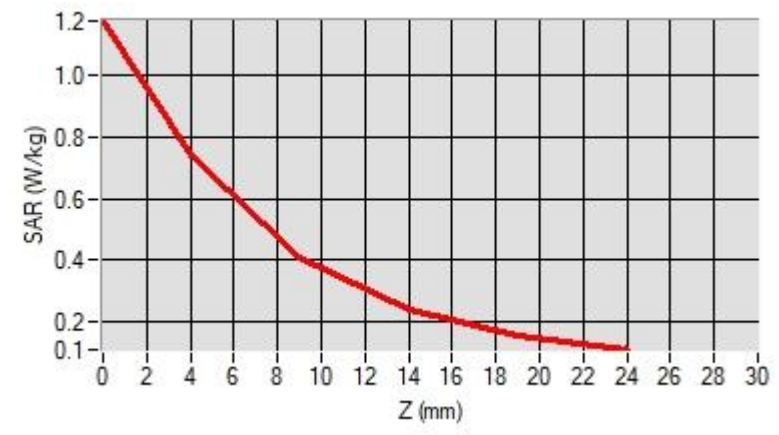
Maximum location: X=0.00, Y=0.00 ; SAR Peak: 1.18 W/kg

D. SAR 1g & 10g

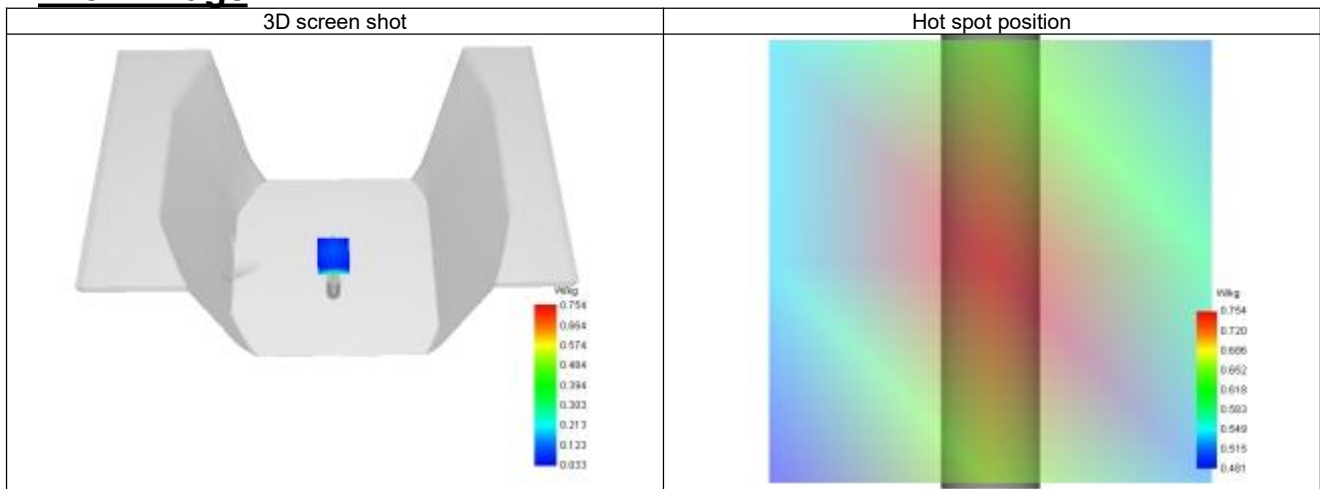
| | |
|---|----------|
| SAR 10g (W/Kg) | 0.322 |
| SAR 1g (W/Kg) | 0.630 |
| Variation (%) | -2.080 |
| Horizontal validation criteria: minimum distance (mm) | 0.000000 |
| Vertical validation criteria: SAR ratio M2/M1 (%) | 0.000000 |

E. Z Axis Scan

| | | | | | |
|------------|-------|-------|-------|-------|-------|
| Z (mm) | 0.00 | 4.00 | 9.00 | 14.00 | 19.00 |
| SAR (W/Kg) | 1.201 | 0.759 | 0.402 | 0.239 | 0.156 |



F. 3D Image



System Performance Check Data (2450 MHz)

System check at 2450 MHz

Date of measurement: 23/2/2024

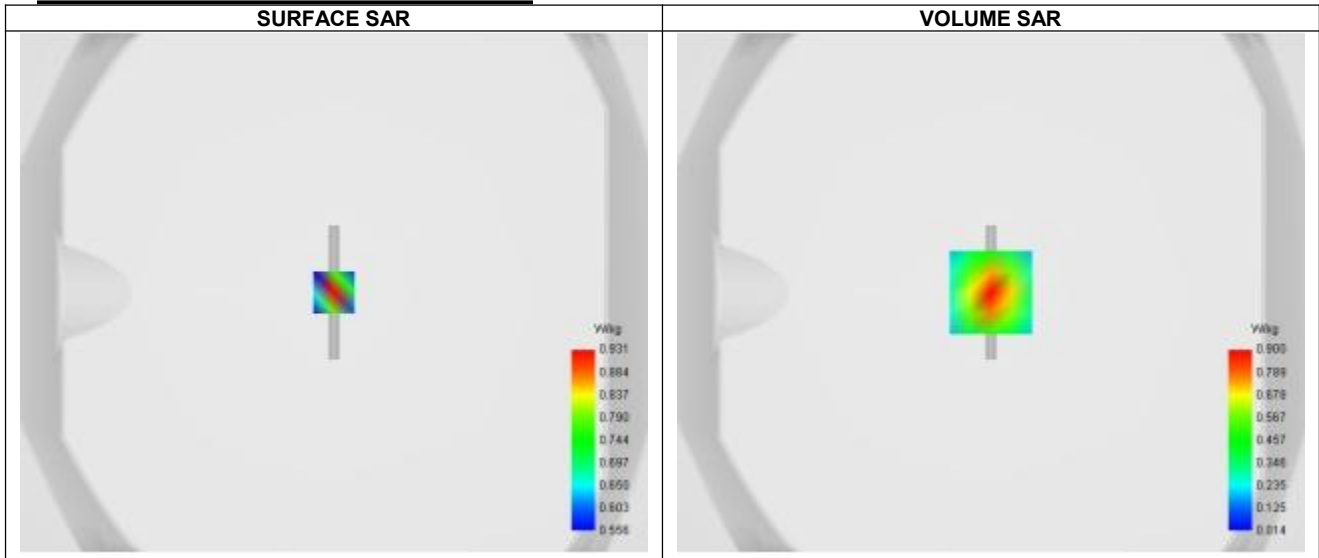
A. Experimental conditions.

| | |
|-----------------|---------------------------------------|
| Probe | SN 04/22 EPG0365 |
| ConvF | 2.36 |
| Area Scan | dx=8mm dy=8mm, Adaptive 1 max |
| Zoom Scan | 5x5x7, dx=5mm dy=5mm dz=5mm, Complete |
| Phantom | Validation plane |
| Device Position | Dipole |
| Band | CW2450 |
| Channels | Middle |
| Signal | CW |

B. Permittivity

| | |
|--|----------|
| Frequency (MHz) | 2450.000 |
| Relative permittivity (real part) | 39.080 |
| Relative permittivity (imaginary part) | 13.340 |
| Conductivity (S/m) | 1.810 |

C. SAR Surface and Volume



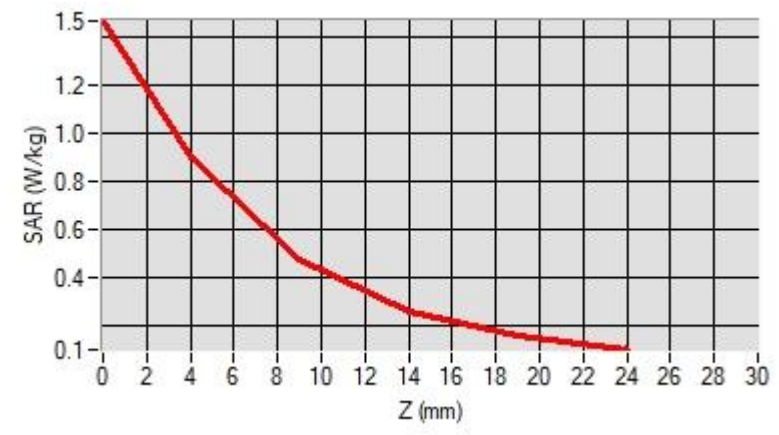
Maximum location: X=0.00, Y=0.00 ; SAR Peak: 1.47 W/kg

D. SAR 1g & 10g

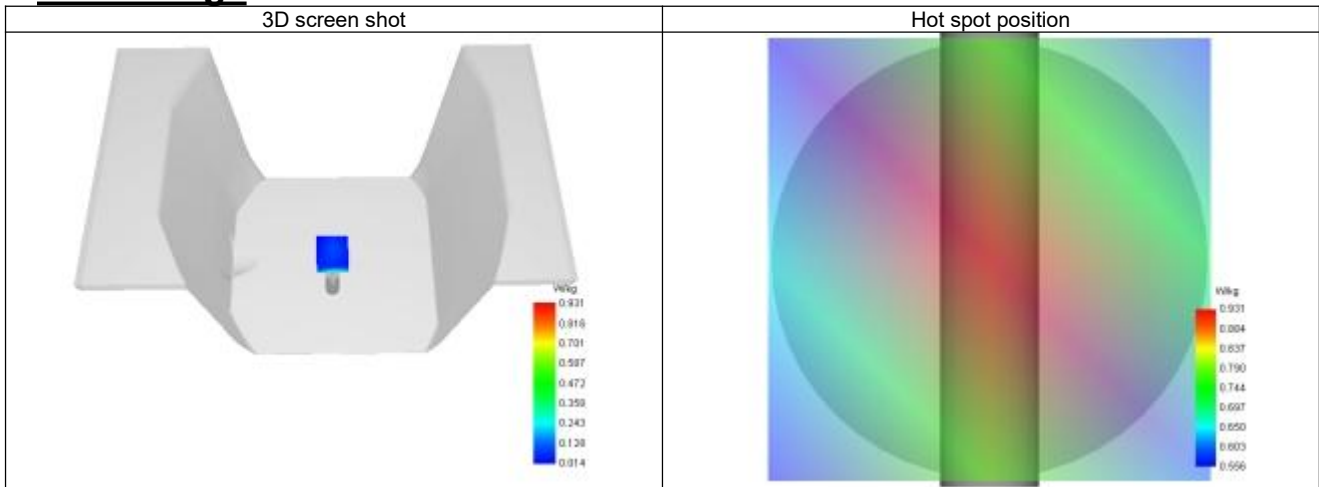
| | |
|---|----------|
| SAR 10g (W/Kg) | 0.352 |
| SAR 1g (W/Kg) | 0.793 |
| Variation (%) | -2.570 |
| Horizontal validation criteria: minimum distance (mm) | 0.000000 |
| Vertical validation criteria: SAR ratio M2/M1 (%) | 0.000000 |

E. Z Axis Scan

| | | | | | |
|------------|-------|-------|-------|-------|-------|
| Z (mm) | 0.00 | 4.00 | 9.00 | 14.00 | 19.00 |
| SAR (W/Kg) | 1.466 | 0.900 | 0.477 | 0.261 | 0.158 |



F. 3D Image



System Performance Check Data (2600 MHz)

System check at 2600 MHz

Date of measurement: 23/2/2024

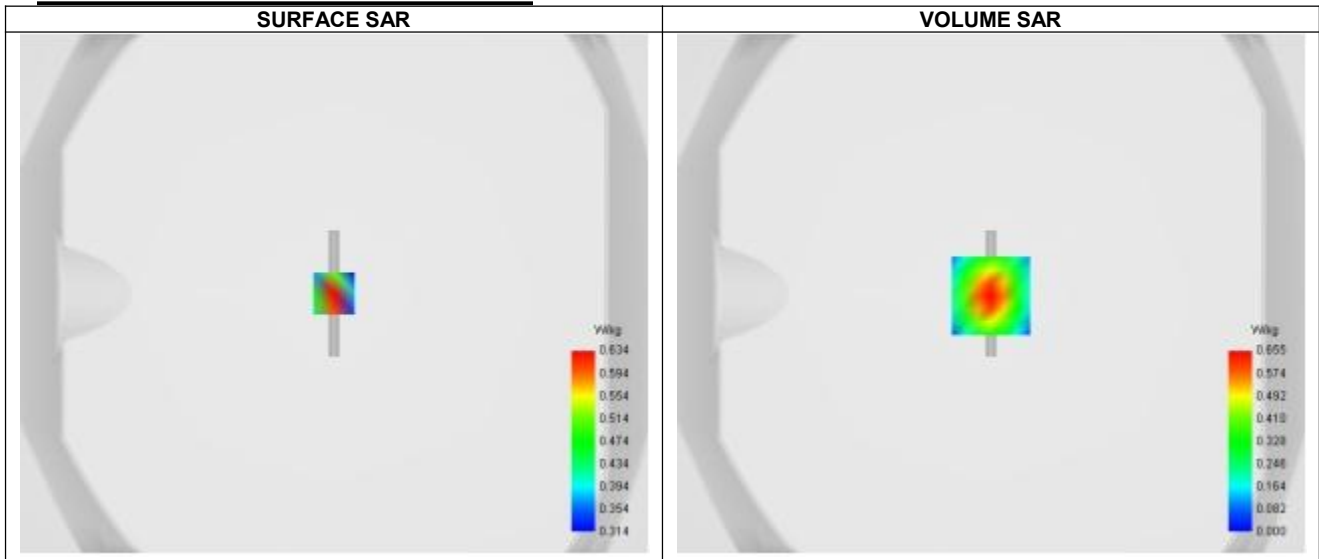
A. Experimental conditions.

| | |
|-----------------|---------------------------------------|
| Probe | SN 04/22 EPG0365 |
| ConvF | 2.40 |
| Area Scan | dx=8mm dy=8mm, Adaptive 1 max |
| Zoom Scan | 5x5x7, dx=5mm dy=5mm dz=5mm, Complete |
| Phantom | Validation plane |
| Device Position | Dipole |
| Band | CW2600 |
| Channels | Middle |
| Signal | CW |

B. Permittivity

| | |
|--|----------|
| Frequency (MHz) | 2600.000 |
| Relative permittivity (real part) | 38.880 |
| Relative permittivity (imaginary part) | 12.690 |
| Conductivity (S/m) | 1.970 |

C. SAR Surface and Volume



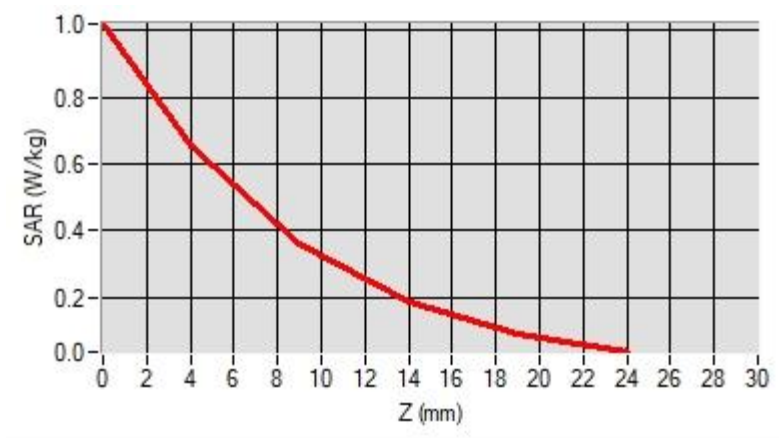
Maximum location: X=0.00, Y=-1.00 ; SAR Peak: 1.02 W/kg

D. SAR 1g & 10g

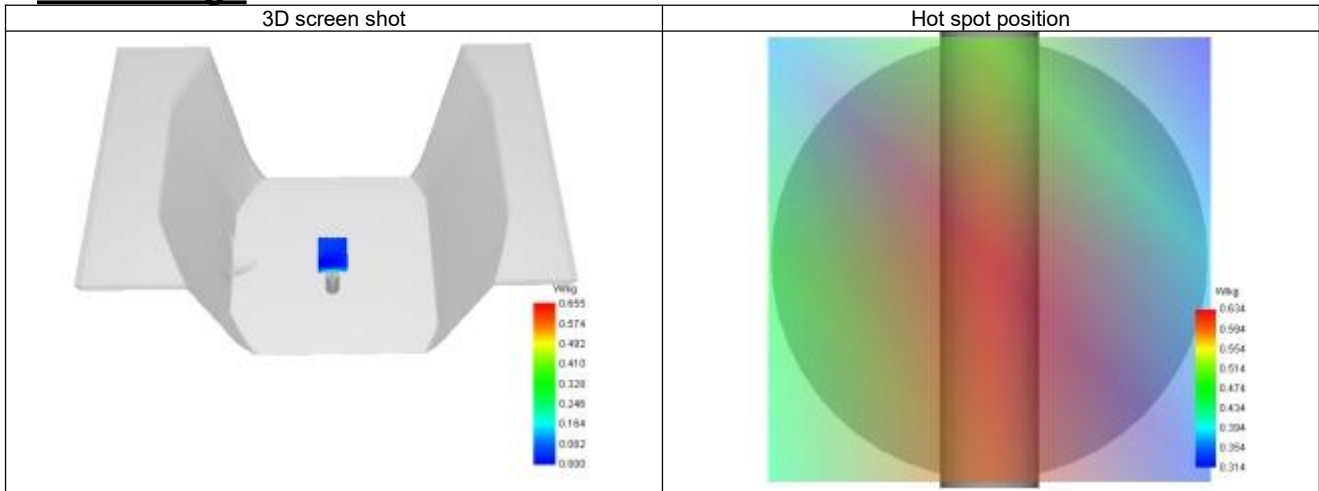
| | |
|---|----------|
| SAR 10g (W/Kg) | 0.421 |
| SAR 1g (W/Kg) | 0.866 |
| Variation (%) | 2.980 |
| Horizontal validation criteria: minimum distance (mm) | 0.000000 |
| Vertical validation criteria: SAR ratio M2/M1 (%) | 0.000000 |

E. Z Axis Scan

| | | | | | |
|------------|-------|-------|-------|-------|-------|
| Z (mm) | 0.00 | 4.00 | 9.00 | 14.00 | 19.00 |
| SAR (W/Kg) | 1.020 | 0.655 | 0.359 | 0.187 | 0.091 |



F. 3D Image



System Performance Check Data (5200 MHz)

System check at 5200 MHz

Date of measurement: 26/2/2024

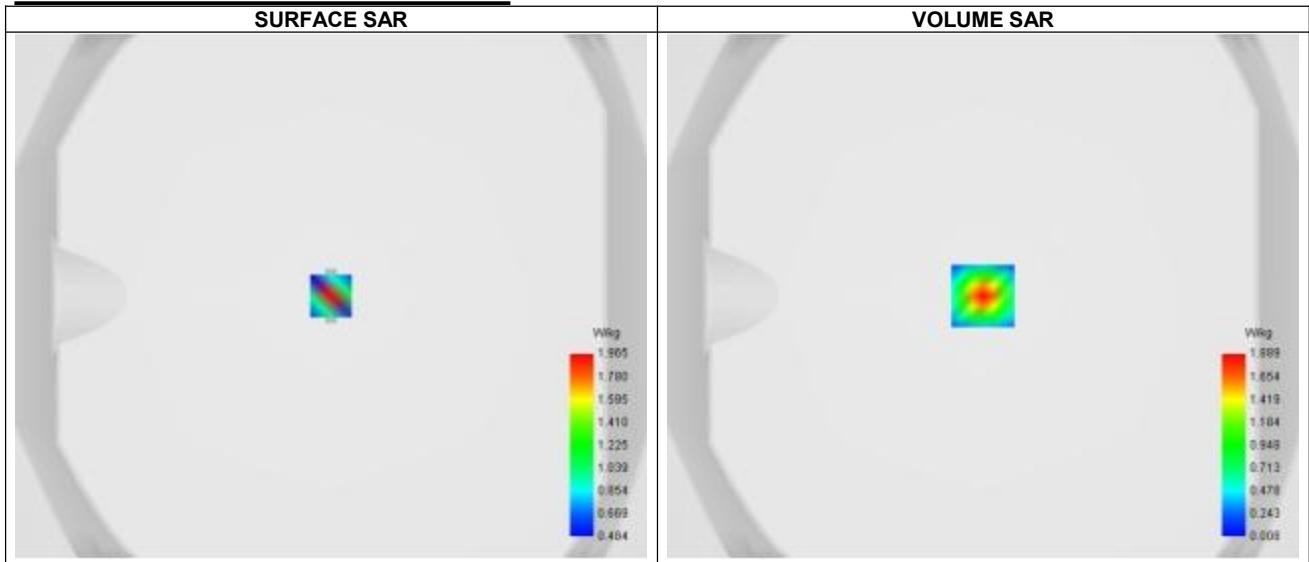
A. Experimental conditions.

| | |
|-----------------|--------------------------------------|
| Probe | SN 04/22 EPGO365 |
| ConvF | 2.24 |
| Area Scan | dx=8mm dy=8mm, Adaptive 1 max |
| Zoom Scan | 7x7x12,dx=4mm dy=4mm dz=2mm,Complete |
| Phantom | Validation plane |
| Device Position | Dipole |
| Band | CW5200 |
| Channels | Middle |
| Signal | CW |

B. Permittivity

| | |
|--|----------|
| Frequency (MHz) | 5200.000 |
| Relative permittivity (real part) | 35.880 |
| Relative permittivity (imaginary part) | 16.250 |
| Conductivity (S/m) | 4.700 |

C. SAR Surface and Volume



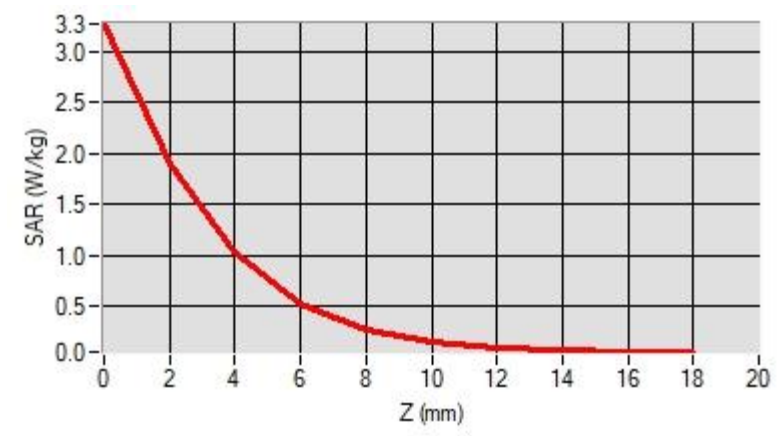
Maximum location: X=0.00, Y=0.00 ; SAR Peak: 3.38 W/kg

D. SAR 1g & 10g

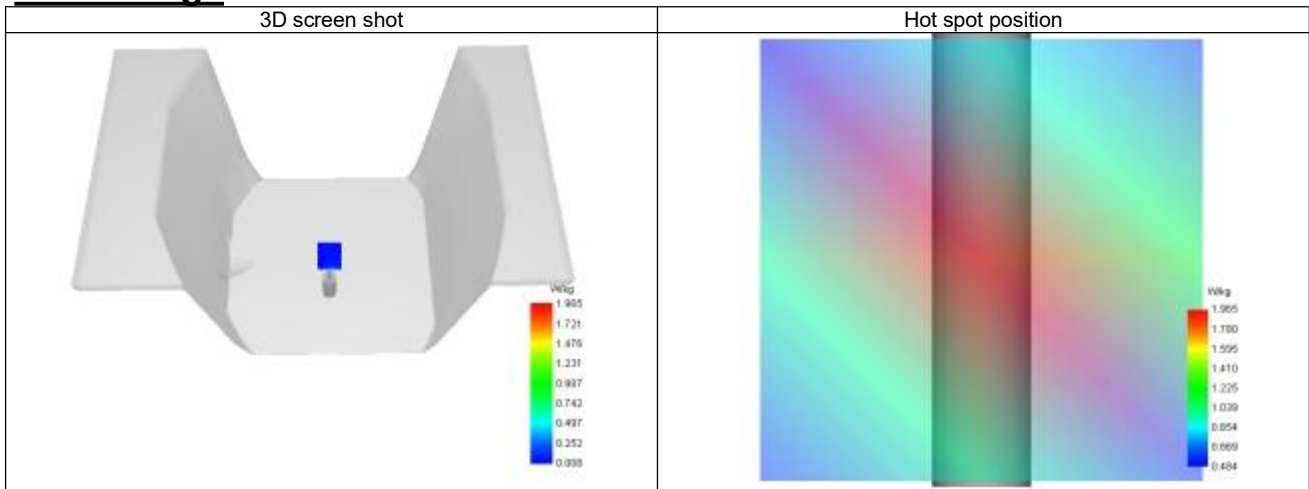
| | |
|---|----------|
| SAR 10g (W/Kg) | 0.288 |
| SAR 1g (W/Kg) | 1.019 |
| Variation (%) | -3.400 |
| Horizontal validation criteria: minimum distance (mm) | 0.000000 |
| Vertical validation criteria: SAR ratio M2/M1 (%) | 0.000000 |

E. Z Axis Scan

| | | | | | | | | | |
|------------|-------|-------|-------|-------|-------|-------|-------|-------|-------|
| Z (mm) | 0.00 | 2.00 | 4.00 | 6.00 | 8.00 | 10.00 | 12.00 | 14.00 | 16.00 |
| SAR (W/Kg) | 3.268 | 1.889 | 1.021 | 0.523 | 0.266 | 0.142 | 0.085 | 0.060 | 0.052 |



F. 3D Image



System Performance Check Data (5400 MHz)

System check at 5400 MHz

Date of measurement: 26/2/2024

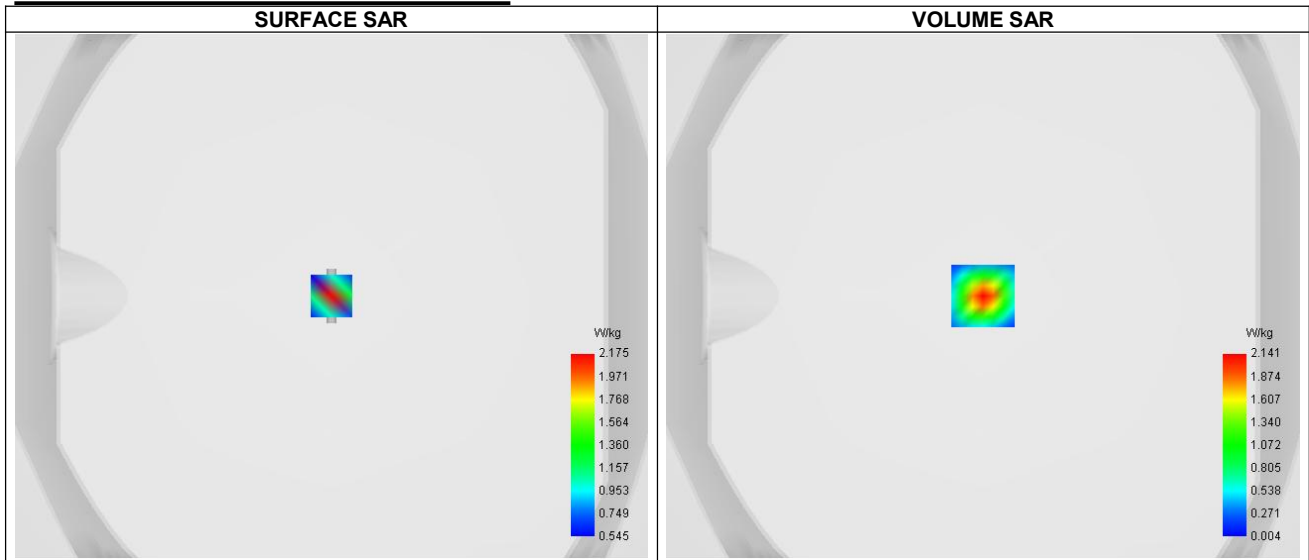
A. Experimental conditions.

| | |
|-----------------|--------------------------------------|
| Probe | SN 04/22 EPGO365 |
| ConvF | 2.12 |
| Area Scan | dx=8mm dy=8mm, Adaptive 1 max |
| Zoom Scan | 7x7x12,dx=4mm dy=4mm dz=5mm,Complete |
| Phantom | Validation plane |
| Device Position | Dipole |
| Band | CW5400 |
| Channels | Middle |
| Signal | CW |

B. Permittivity

| | |
|--|----------|
| Frequency (MHz) | 5400.000 |
| Relative permittivity (real part) | 35.800 |
| Relative permittivity (imaginary part) | 16.200 |
| Conductivity (S/m) | 4.860 |

C. SAR Surface and Volume



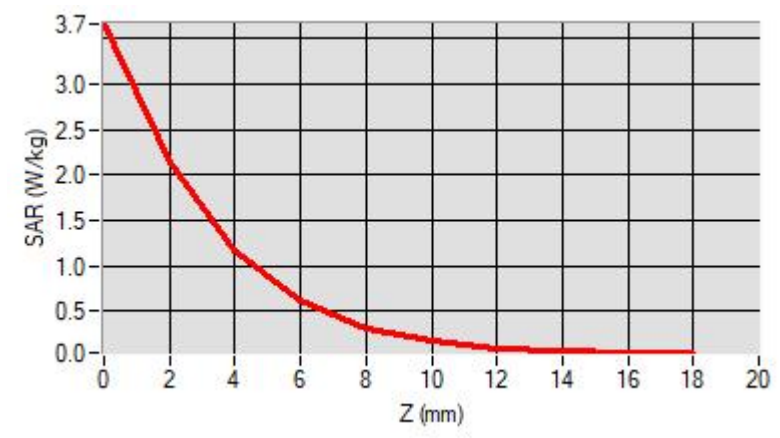
Maximum location: X=0.00, Y=0.00 ; SAR Peak: 3.78 W/kg

D. SAR 1g & 10g

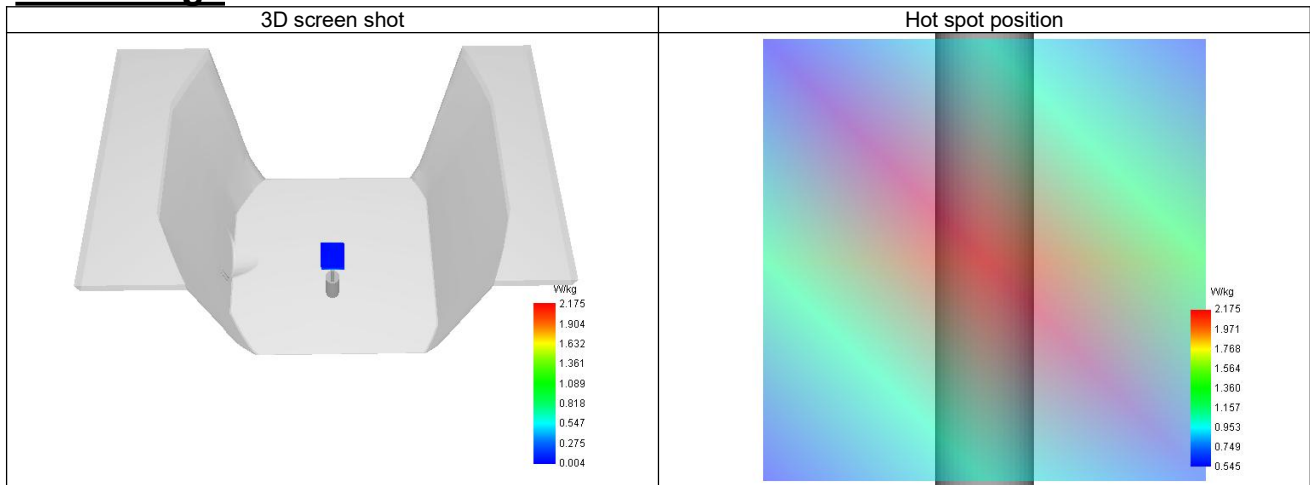
| | |
|---|----------|
| SAR 10g (W/Kg) | 0.299 |
| SAR 1g (W/Kg) | 1.051 |
| Variation (%) | -4.610 |
| Horizontal validation criteria: minimum distance (mm) | 0.000000 |
| Vertical validation criteria: SAR ratio M2/M1 (%) | 0.000000 |

E. Z Axis Scan

| | | | | | | | | | |
|------------|-------|-------|-------|-------|-------|-------|-------|-------|-------|
| Z (mm) | 0.00 | 2.00 | 4.00 | 6.00 | 8.00 | 10.00 | 12.00 | 14.00 | 16.00 |
| SAR (W/Kg) | 3.660 | 2.141 | 1.177 | 0.614 | 0.317 | 0.169 | 0.098 | 0.065 | 0.050 |



F. 3D Image



System Performance Check Data (5600 MHz)

System check at 5600 MHz

Date of measurement: 27/2/2024

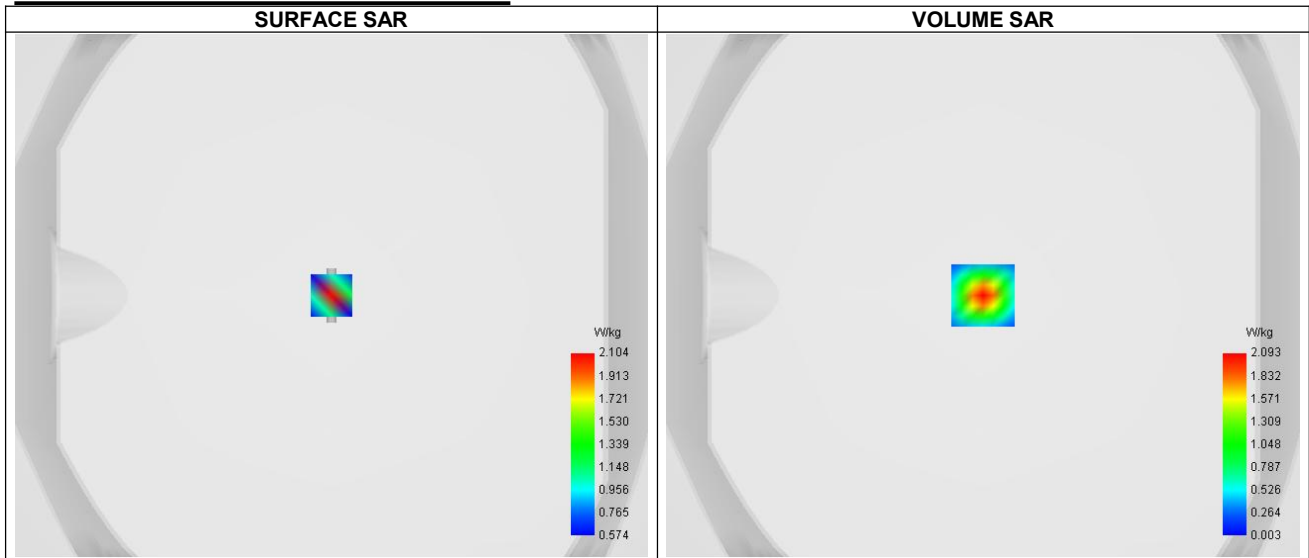
A. Experimental conditions.

| | |
|-----------------|--|
| Probe | SN 04/22 EPGO365 |
| ConvF | 2.18 |
| Area Scan | dx=8mm dy=8mm, Adaptive 1 max |
| Zoom Scan | 7x7x12, dx=4mm dy=4mm dz=5mm, Complete |
| Phantom | Validation plane |
| Device Position | Dipole |
| Band | CW5600 |
| Channels | Middle |
| Signal | CW |

B. Permittivity

| | |
|--|----------|
| Frequency (MHz) | 5600.000 |
| Relative permittivity (real part) | 35.500 |
| Relative permittivity (imaginary part) | 16.300 |
| Conductivity (S/m) | 5.071 |

C. SAR Surface and Volume



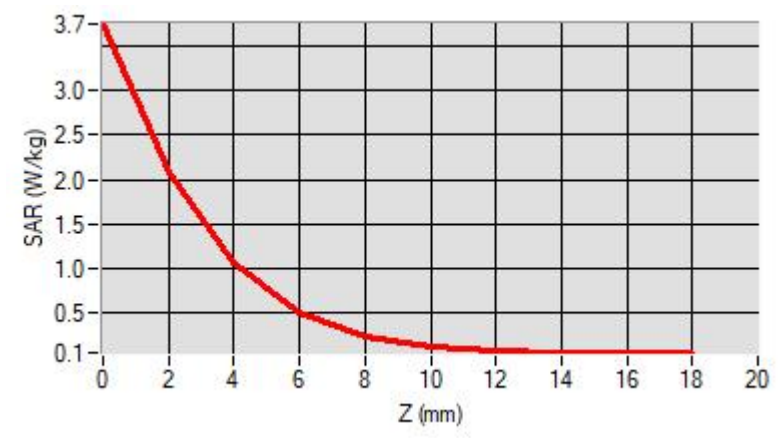
Maximum location: X=0.00, Y=0.00 ; SAR Peak: 3.90 W/kg

D. SAR 1g & 10g

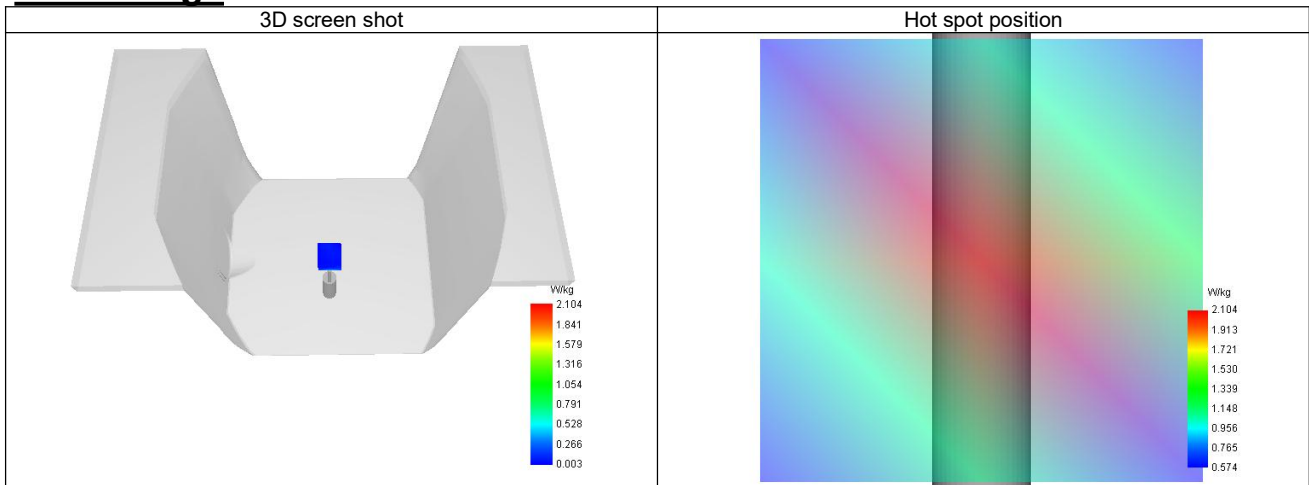
| | |
|---|----------|
| SAR 10g (W/Kg) | 0.304 |
| SAR 1g (W/Kg) | 1.084 |
| Variation (%) | -0.190 |
| Horizontal validation criteria: minimum distance (mm) | 0.000000 |
| Vertical validation criteria: SAR ratio M2/M1 (%) | 0.000000 |

E. Z Axis Scan

| | | | | | | | | | |
|------------|-------|-------|-------|-------|-------|-------|-------|-------|-------|
| Z (mm) | 0.00 | 2.00 | 4.00 | 6.00 | 8.00 | 10.00 | 12.00 | 14.00 | 16.00 |
| SAR (W/Kg) | 3.748 | 2.093 | 1.074 | 0.514 | 0.243 | 0.122 | 0.072 | 0.056 | 0.056 |



F. 3D Image



System Performance Check Data (5800 MHz)

System check at 5800 MHz

Date of measurement: 27/2/2024

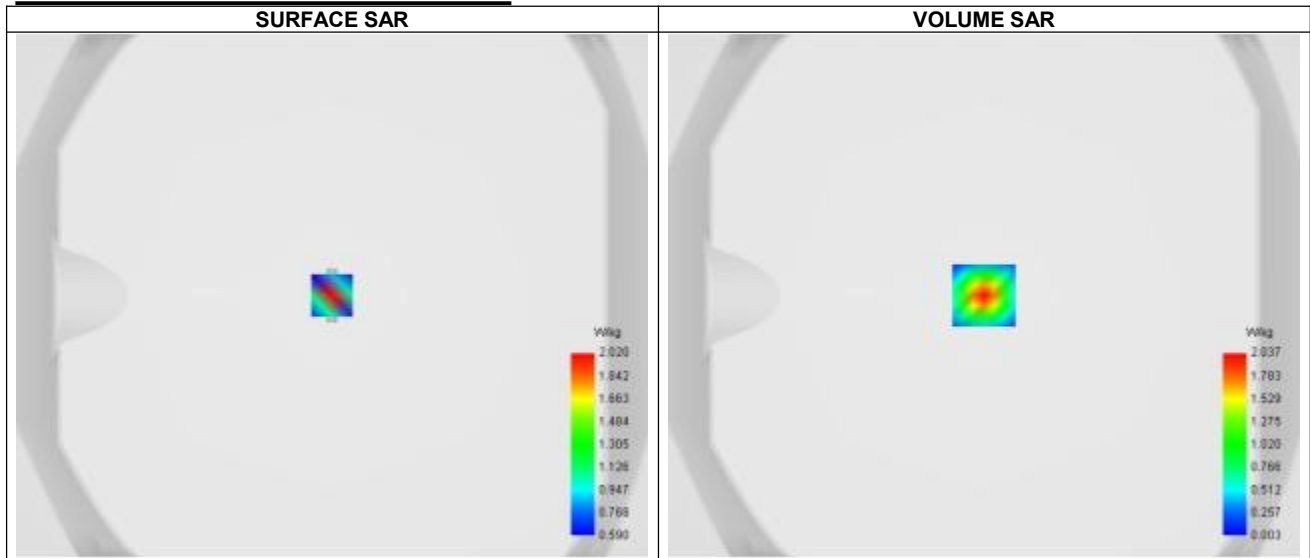
A. Experimental conditions.

| | |
|-----------------|--------------------------------------|
| Probe | SN 04/22 EPGO365 |
| ConvF | 2.04 |
| Area Scan | dx=8mm dy=8mm, Adaptive 1 max |
| Zoom Scan | 7x7x12,dx=4mm dy=4mm dz=2mm,Complete |
| Phantom | Validation plane |
| Device Position | Dipole |
| Band | CW5800 |
| Channels | Middle |
| Signal | CW |

B. Permittivity

| | |
|--|----------|
| Frequency (MHz) | 5800.000 |
| Relative permittivity (real part) | 35.180 |
| Relative permittivity (imaginary part) | 16.480 |
| Conductivity (S/m) | 5.310 |

C. SAR Surface and Volume



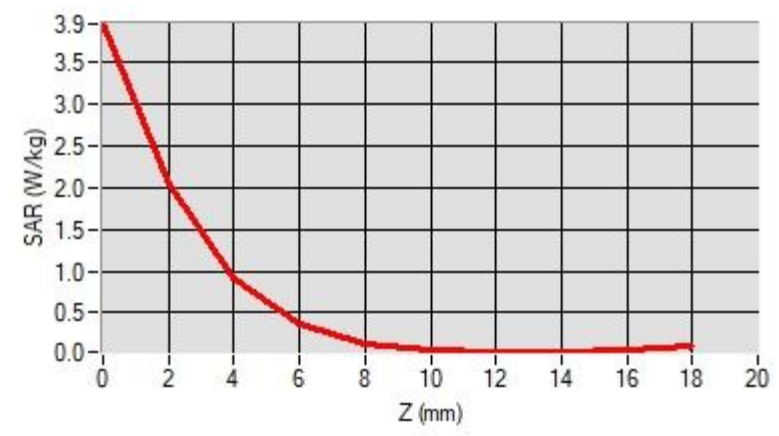
Maximum location: X=0.00, Y=0.00 ; SAR Peak: 4.17 W/kg

D. SAR 1g & 10g

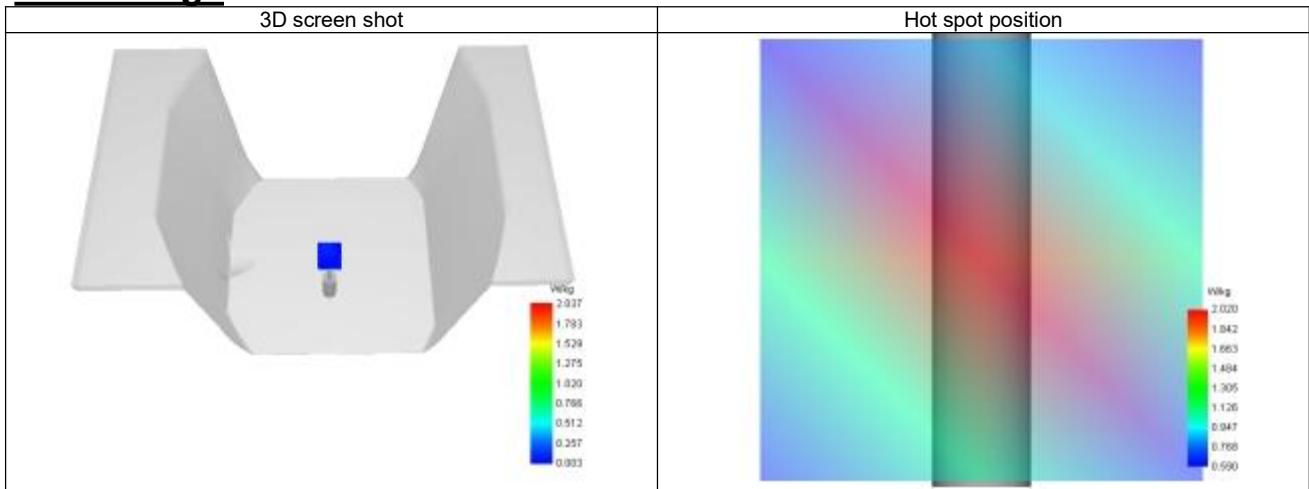
| | |
|---|----------|
| SAR 10g (W/Kg) | 0.277 |
| SAR 1g (W/Kg) | 0.981 |
| Variation (%) | 0.490 |
| Horizontal validation criteria: minimum distance (mm) | 0.000000 |
| Vertical validation criteria: SAR ratio M2/M1 (%) | 0.000000 |

E. Z Axis Scan

| | | | | | | | | | |
|------------|-------|-------|-------|-------|-------|-------|-------|-------|-------|
| Z (mm) | 0.00 | 2.00 | 4.00 | 6.00 | 8.00 | 10.00 | 12.00 | 14.00 | 16.00 |
| SAR (W/Kg) | 3.948 | 2.037 | 0.915 | 0.361 | 0.135 | 0.055 | 0.033 | 0.037 | 0.059 |



F. 3D Image



ANNEX C Test Data

1-Body with back position in dist. 0mm on Channel 190 in GPRS 850+4slots

SAR Measurement at GPRS850 (Body, Validation Plane)

Date of measurement: 20/2/2024

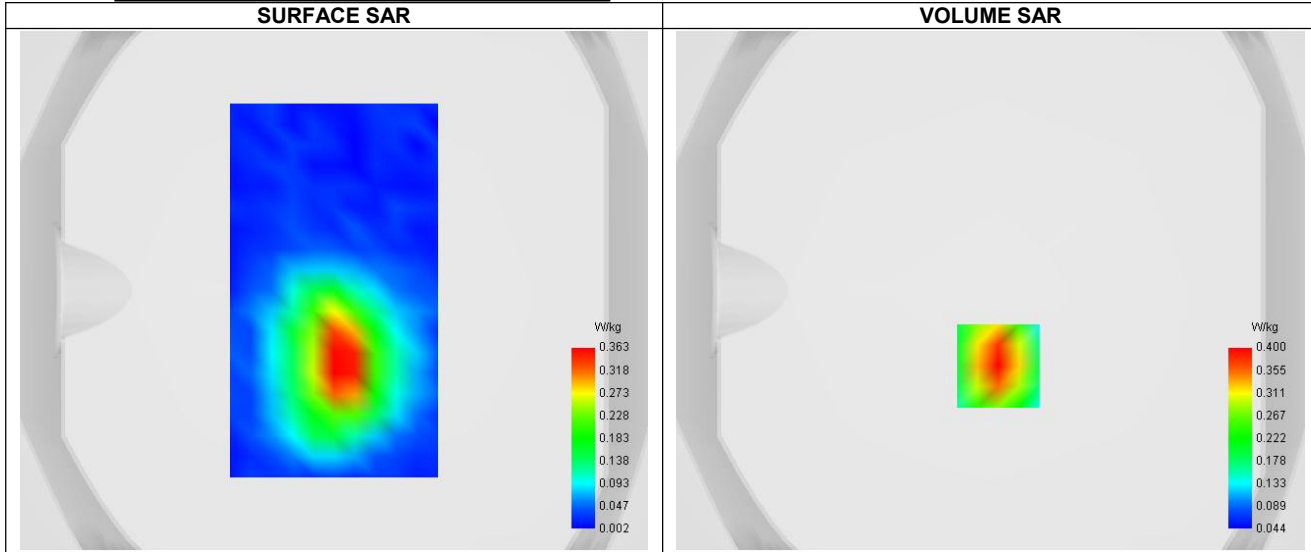
A. Experimental conditions.

| | |
|-----------------|-------------------------------------|
| Probe | SN 04/22 EPGO365 |
| ConvF | 1.68 |
| Area Scan | surf_sam_plan.txt |
| Zoom Scan | 5x5x7,dx=8mm dy=8mm dz=5mm,Complete |
| Phantom | Validation plane |
| Device Position | Body |
| Band | GPRS850 |
| Channels | Middle (190) |
| Signal | TDMA (GPRS) |
| Modulation | GMSK (CS-1) |
| TX-slots | 4 |

B. Permittivity

| | |
|--|---------|
| Frequency (MHz) | 836.600 |
| Relative permittivity (real part) | 41.408 |
| Relative permittivity (imaginary part) | 19.481 |
| Conductivity (S/m) | 0.871 |

C. SAR Surface and Volume



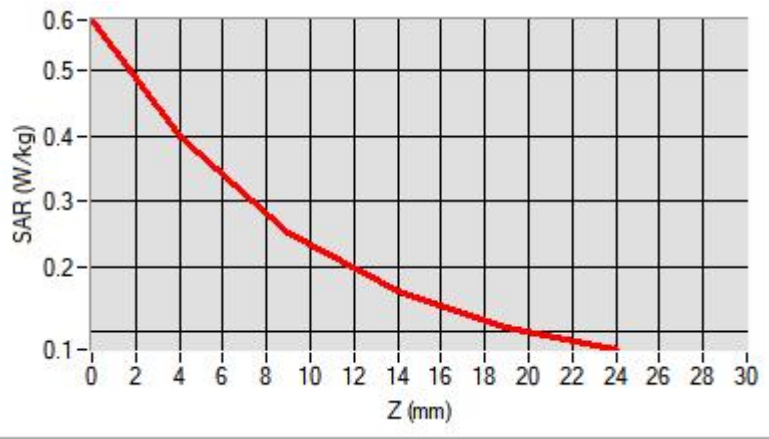
D. SAR 1g & 10g

| | |
|---|----------|
| SAR 10g (W/Kg) | 0.236 |
| SAR 1g (W/Kg) | 0.399 |
| Variation (%) | -2.590 |
| Horizontal validation criteria: minimum distance (mm) | 0.000000 |
| Vertical validation criteria: SAR ratio M2/M1 (%) | 0.000000 |

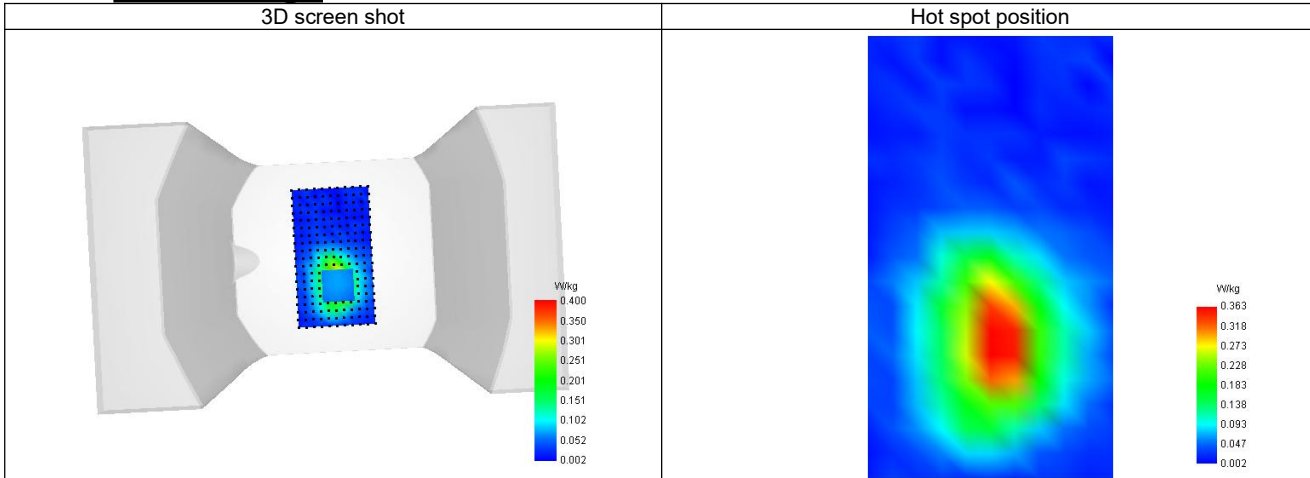
E. Z Axis Scan

| | | | | | |
|--------|------|------|------|-------|-------|
| Z (mm) | 0.00 | 4.00 | 9.00 | 14.00 | 19.00 |
|--------|------|------|------|-------|-------|

| | | | | | |
|------------|-------|-------|-------|-------|-------|
| SAR (W/Kg) | 0.578 | 0.400 | 0.251 | 0.161 | 0.109 |
|------------|-------|-------|-------|-------|-------|



F. 3D Image



2-Body with back position in dist. 0mm on Channel 661 in GPRS 1900+4slots

SAR Measurement at GPRS1900 (Body, Validation Plane)

Date of measurement: 22/2/2024

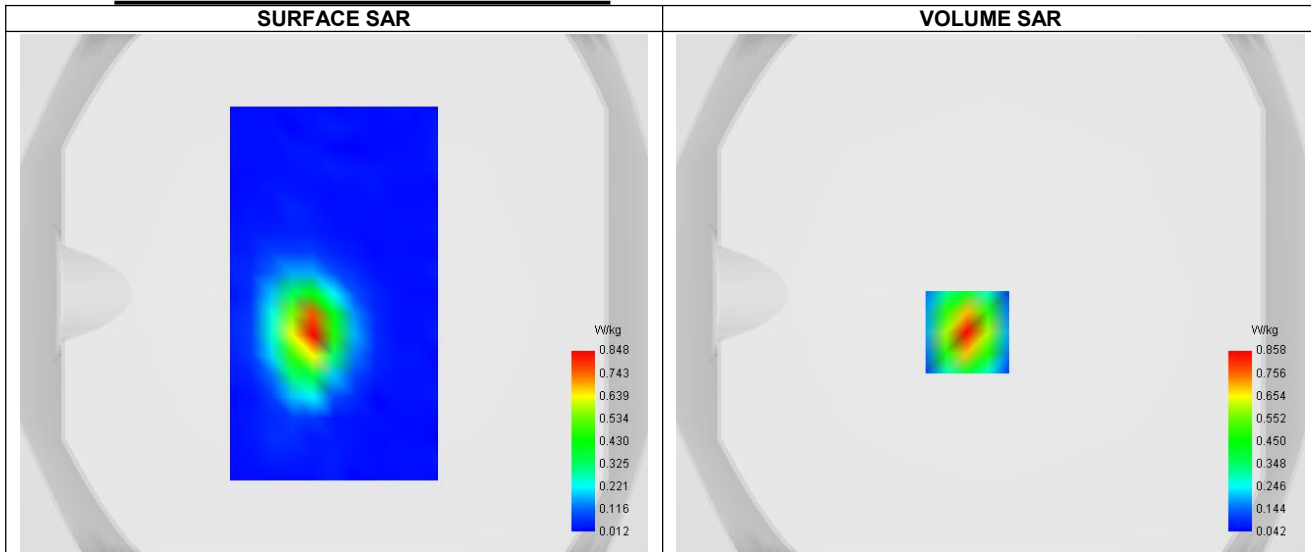
A. Experimental conditions.

| | |
|-----------------|-------------------------------------|
| Probe | SN 04/22 EPGO365 |
| ConvF | 2.24 |
| Area Scan | surf_sam_plan.txt |
| Zoom Scan | 5x5x7,dx=8mm dy=8mm dz=5mm,Complete |
| Phantom | Validation plane |
| Device Position | Body |
| Band | GPRS1900 |
| Channels | Middle (661) |
| Signal | TDMA (GPRS) |
| Modulation | GMSK (CS-1) |
| TX-slots | 4 |

B. Permittivity

| | |
|--|----------|
| Frequency (MHz) | 1880.000 |
| Relative permittivity (real part) | 39.886 |
| Relative permittivity (imaginary part) | 13.522 |
| Conductivity (S/m) | 1.402 |

C. SAR Surface and Volume

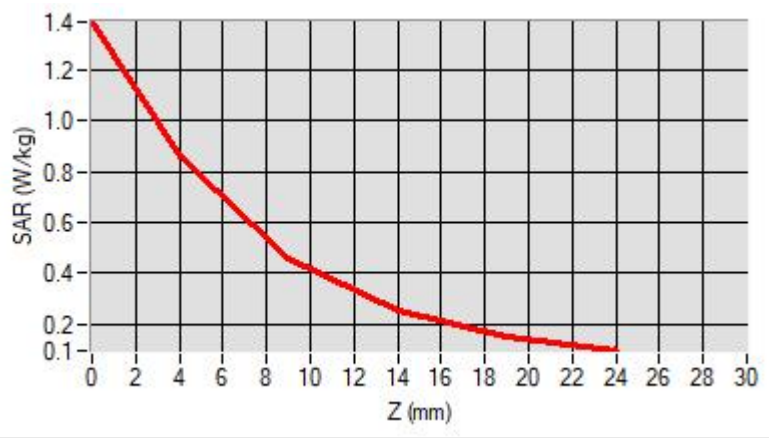


D. SAR 1g & 10g

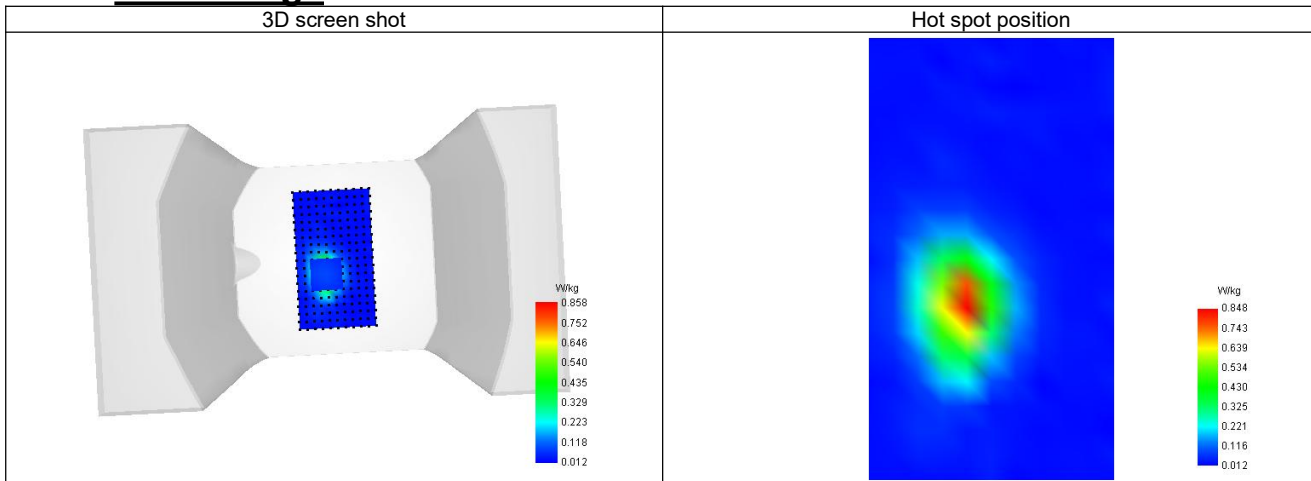
| | |
|---|----------|
| SAR 10g (W/Kg) | 0.388 |
| SAR 1g (W/Kg) | 0.708 |
| Variation (%) | -0.750 |
| Horizontal validation criteria: minimum distance (mm) | 0.000000 |
| Vertical validation criteria: SAR ratio M2/M1 (%) | 0.000000 |

E. Z Axis Scan

| | | | | | |
|------------|-------|-------|-------|-------|-------|
| Z (mm) | 0.00 | 4.00 | 9.00 | 14.00 | 19.00 |
| SAR (W/Kg) | 1.392 | 0.858 | 0.456 | 0.249 | 0.149 |



F. 3D Image



3-Body with back position in dist. 0mm on Channel 9400 in WCDMA Band 2

SAR Measurement at Band 2 (1900) (Body, Validation Plane)

Date of measurement: 22/2/2024

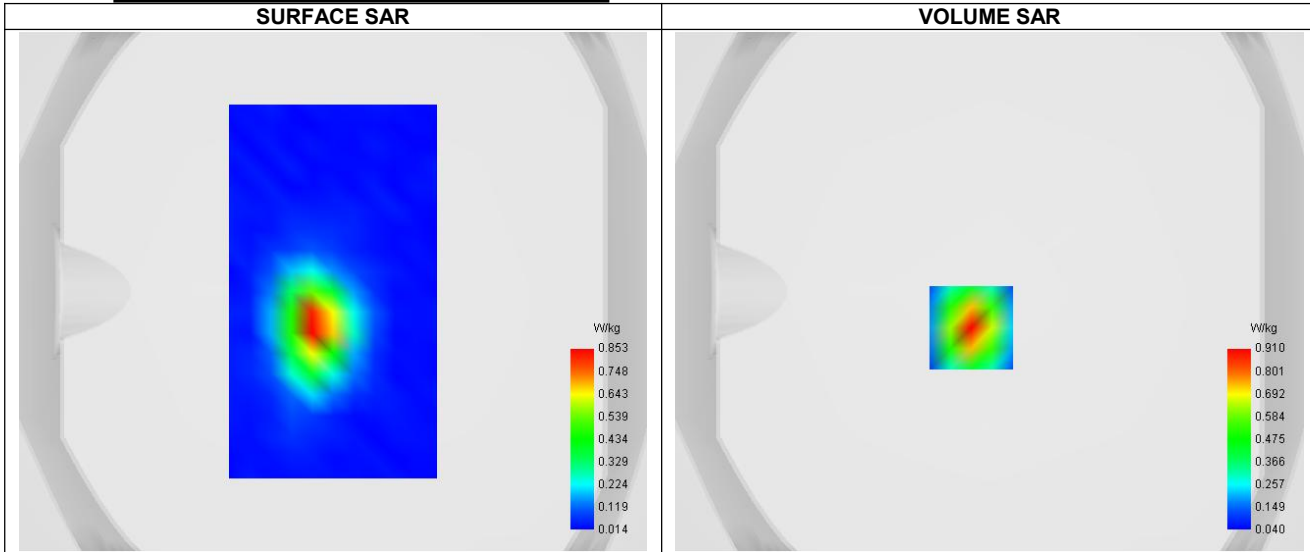
A. Experimental conditions.

| | |
|-----------------|-------------------------------------|
| Probe | SN 04/22 EPG0365 |
| ConvF | 2.24 |
| Area Scan | surf_sam_plan.txt |
| Zoom Scan | 5x5x7,dx=8mm dy=8mm dz=5mm,Complete |
| Phantom | Validation plane |
| Device Position | Body |
| Band | Band 2 (1900) |
| Channels | Middle (9400) |
| Signal | WCDMA |
| Mode | Release 99 |
| Connection Type | RMC, 12.2 kbps |

B. Permittivity

| | |
|--|----------|
| Frequency (MHz) | 1880.000 |
| Relative permittivity (real part) | 39.886 |
| Relative permittivity (imaginary part) | 13.522 |
| Conductivity (S/m) | 1.402 |

C. SAR Surface and Volume



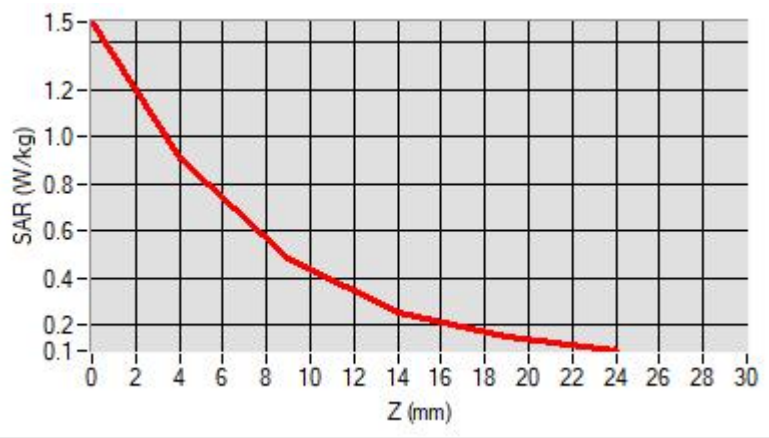
Maximum location: X=-7.00, Y=-14.00 ; SAR Peak: 1.48 W/kg

D. SAR 1g & 10g

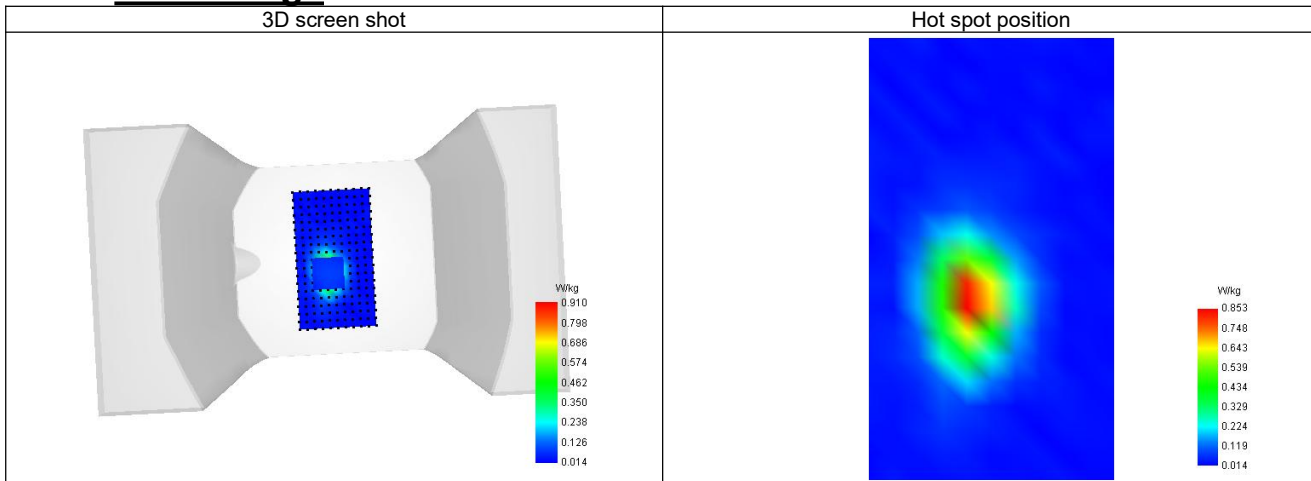
| | |
|---|----------|
| SAR 10g (W/Kg) | 0.409 |
| SAR 1g (W/Kg) | 0.848 |
| Variation (%) | 4.300 |
| Horizontal validation criteria: minimum distance (mm) | 0.000000 |
| Vertical validation criteria: SAR ratio M2/M1 (%) | 0.000000 |

E. Z Axis Scan

| | | | | | |
|------------|-------|-------|-------|-------|-------|
| Z (mm) | 0.00 | 4.00 | 9.00 | 14.00 | 19.00 |
| SAR (W/Kg) | 1.486 | 0.910 | 0.479 | 0.257 | 0.151 |



F. 3D Image



4-Body with back position in dist. 0mm on Channel 4233 in WCDMA Band 5

SAR Measurement at Band 5 (850) (Body, Validation Plane)

Date of measurement: 20/2/2024

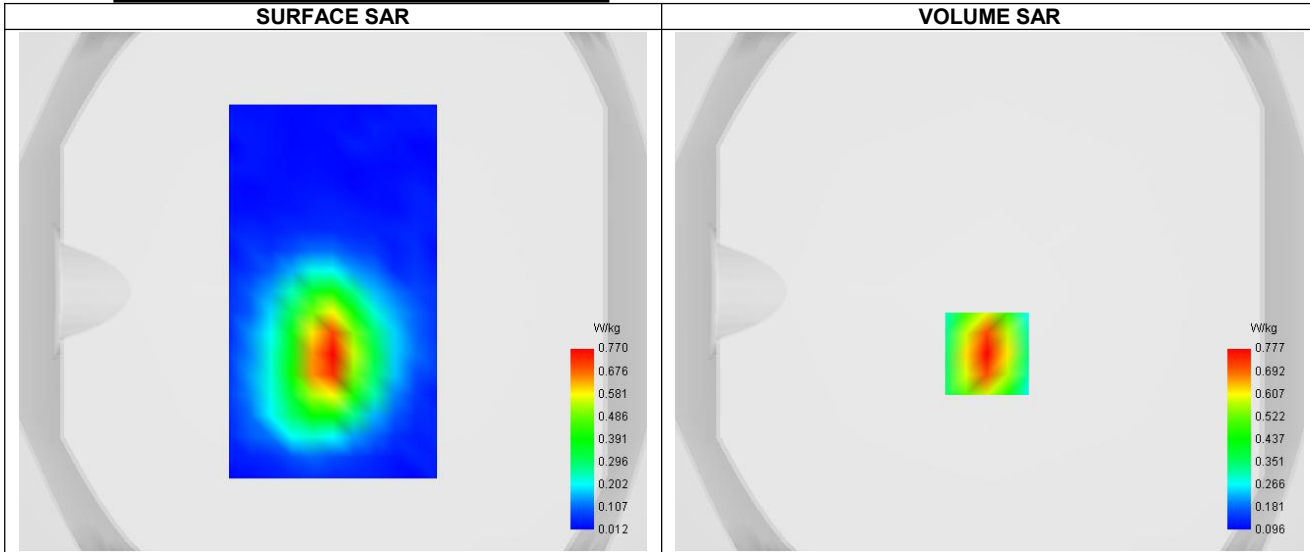
A. Experimental conditions.

| | |
|-----------------|-------------------------------------|
| Probe | SN 04/22 EPG0365 |
| ConvF | 1.68 |
| Area Scan | surf_sam_plan.txt |
| Zoom Scan | 5x5x7,dx=8mm dy=8mm dz=5mm,Complete |
| Phantom | Validation plane |
| Device Position | Body |
| Band | Band 5 (850) |
| Channels | Higher (4233) |
| Signal | WCDMA |
| Mode | Release 99 |
| Connection Type | RMC, 12.2 kbps |

B. Permittivity

| | |
|--|---------|
| Frequency (MHz) | 846.600 |
| Relative permittivity (real part) | 41.392 |
| Relative permittivity (imaginary part) | 19.425 |
| Conductivity (S/m) | 0.876 |

C. SAR Surface and Volume



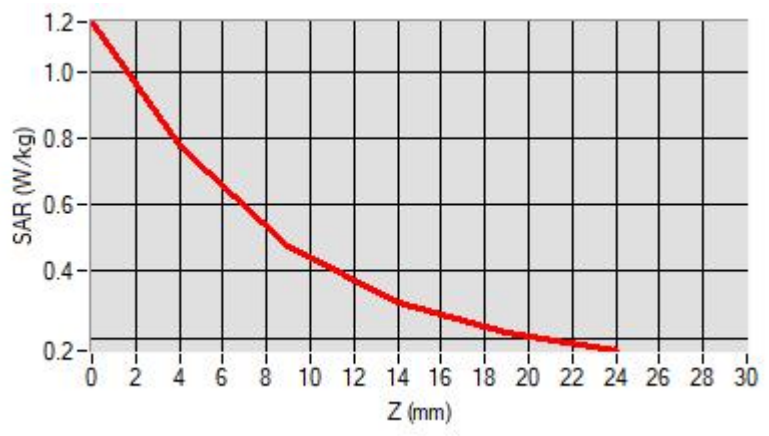
Maximum location: X=-1.00, Y=-24.00 ; SAR Peak: 1.15 W/kg

D. SAR 1g & 10g

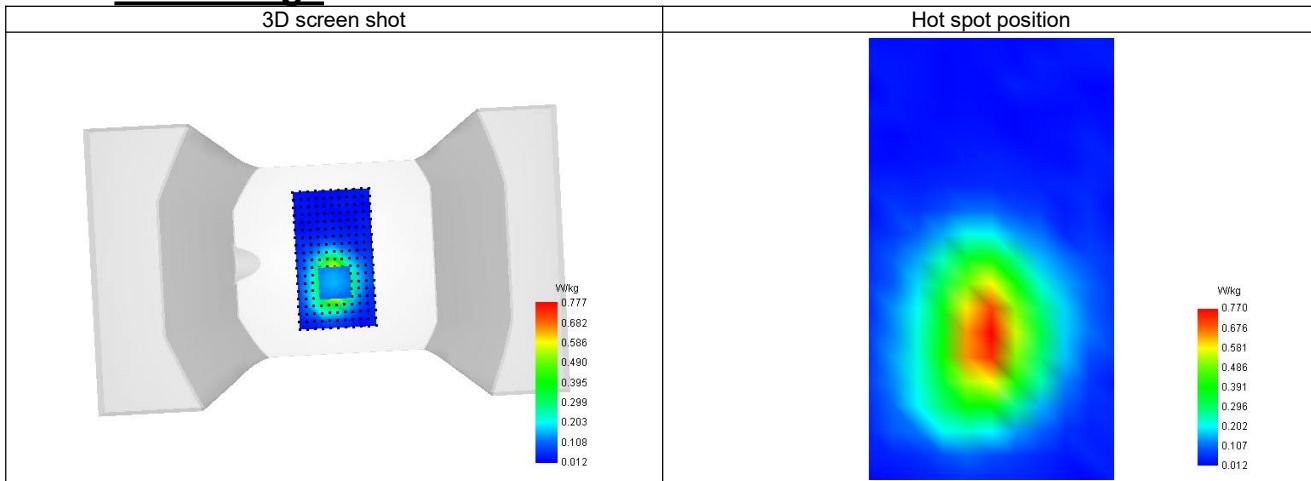
| | |
|---|----------|
| SAR 10g (W/Kg) | 0.450 |
| SAR 1g (W/Kg) | 0.763 |
| Variation (%) | -0.180 |
| Horizontal validation criteria: minimum distance (mm) | 0.000000 |
| Vertical validation criteria: SAR ratio M2/M1 (%) | 0.000000 |

E. Z Axis Scan

| | | | | | |
|------------|-------|-------|-------|-------|-------|
| Z (mm) | 0.00 | 4.00 | 9.00 | 14.00 | 19.00 |
| SAR (W/Kg) | 1.152 | 0.777 | 0.477 | 0.308 | 0.218 |



F. 3D Image



5-Body with back position in dist. 0mm on Channel 18900 in LTE band 2

SAR Measurement at LTE band 2 (Body, Validation Plane)

Date of measurement: 22/2/2024

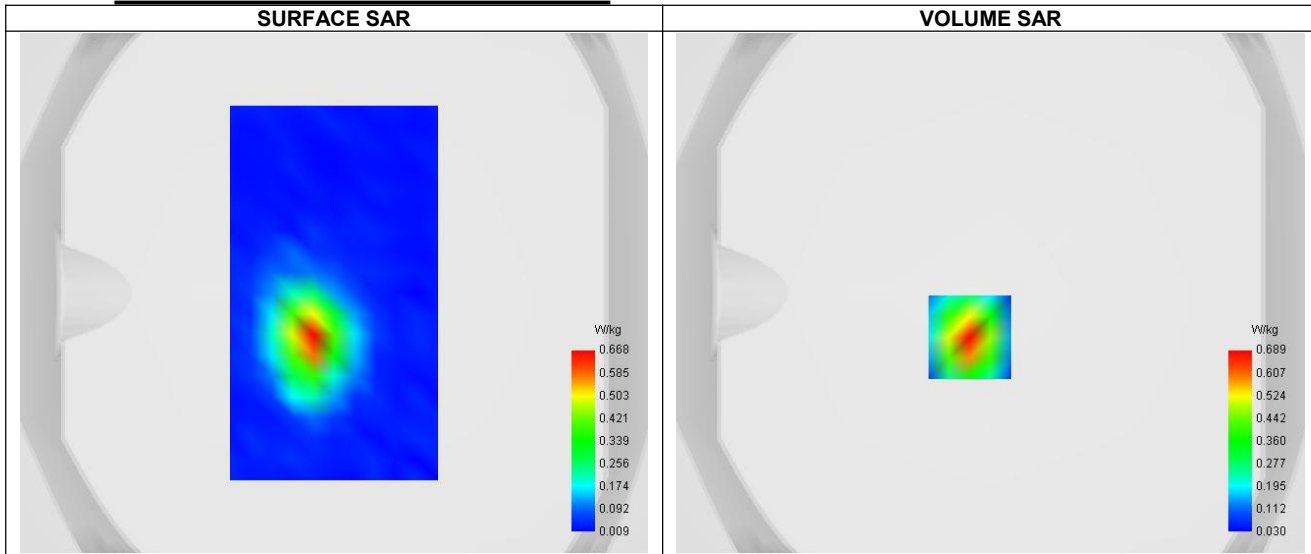
A. Experimental conditions.

| | |
|-----------------|-------------------------------------|
| Probe | SN 04/22 EPG0365 |
| ConvF | 2.24 |
| Area Scan | surf_sam_plan.txt |
| Zoom Scan | 5x5x7,dx=8mm dy=8mm dz=5mm,Complete |
| Phantom | Validation plane |
| Device Position | Body |
| Band | LTE band 2 |
| Channels | Middle (18900) |
| Signal | LTE FDD |
| Cell Bandwidth | 20 Mhz |
| Modulation | SC-OFDM - QPSK |
| RB offset | 50 |
| RB size | 1 |

B. Permittivity

| | |
|--|----------|
| Frequency (MHz) | 1880.090 |
| Relative permittivity (real part) | 39.886 |
| Relative permittivity (imaginary part) | 13.522 |
| Conductivity (S/m) | 1.402 |

C. SAR Surface and Volume



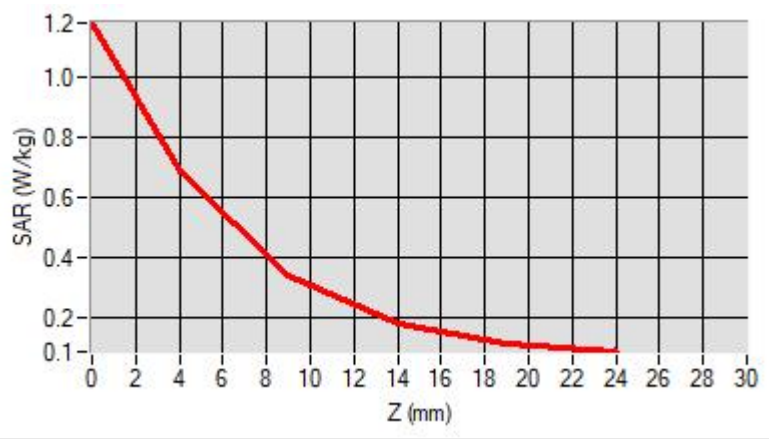
Maximum location: X=-8.00, Y=-17.00 ; SAR Peak: 1.18 W/kg

D. SAR 1g & 10g

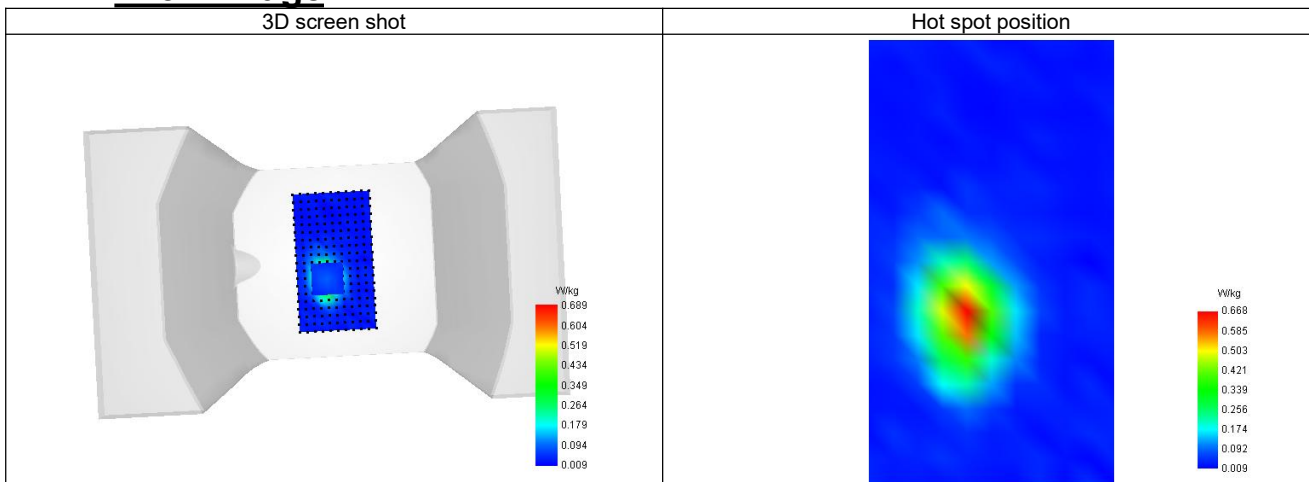
| | |
|---|----------|
| SAR 10g (W/Kg) | 0.309 |
| SAR 1g (W/Kg) | 0.647 |
| Variation (%) | 2.850 |
| Horizontal validation criteria: minimum distance (mm) | 0.000000 |
| Vertical validation criteria: SAR ratio M2/M1 (%) | 0.000000 |

E. Z Axis Scan

| | | | | | |
|------------|-------|-------|-------|-------|-------|
| Z (mm) | 0.00 | 4.00 | 9.00 | 14.00 | 19.00 |
| SAR (W/Kg) | 1.183 | 0.689 | 0.342 | 0.182 | 0.119 |



F. 3D Image



6-Body with back position in dist. 0mm on Channel 20050 in LTE band 4

SAR Measurement at LTE band 4 (Body, Validation Plane)

Date of measurement: 21/2/2024

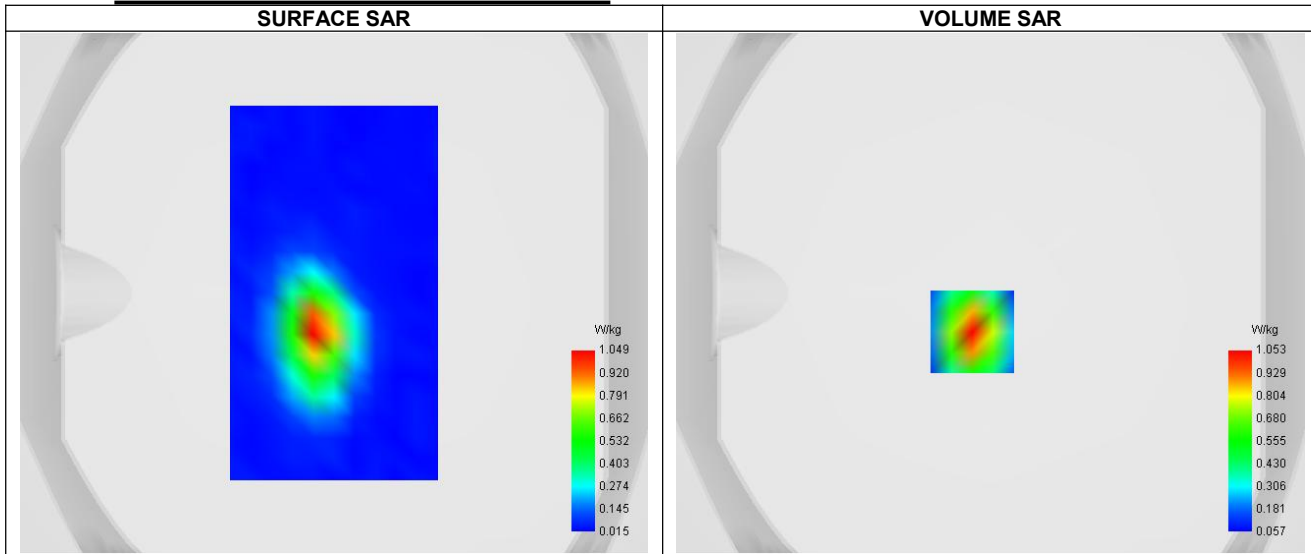
A. Experimental conditions.

| | |
|-----------------|-------------------------------------|
| Probe | SN 04/22 EPG0365 |
| ConvF | 1.96 |
| Area Scan | surf_sam_plan.txt |
| Zoom Scan | 5x5x7,dx=8mm dy=8mm dz=5mm,Complete |
| Phantom | Validation plane |
| Device Position | Body |
| Band | LTE band 4 |
| Channels | Lower (20050) |
| Signal | LTE FDD |
| Cell Bandwidth | 20 Mhz |
| Modulation | SC-OFDM - QPSK |
| RB offset | 50 |
| RB size | 1 |

B. Permittivity

| | |
|--|----------|
| Frequency (MHz) | 1720.090 |
| Relative permittivity (real part) | 40.034 |
| Relative permittivity (imaginary part) | 14.537 |
| Conductivity (S/m) | 1.329 |

C. SAR Surface and Volume



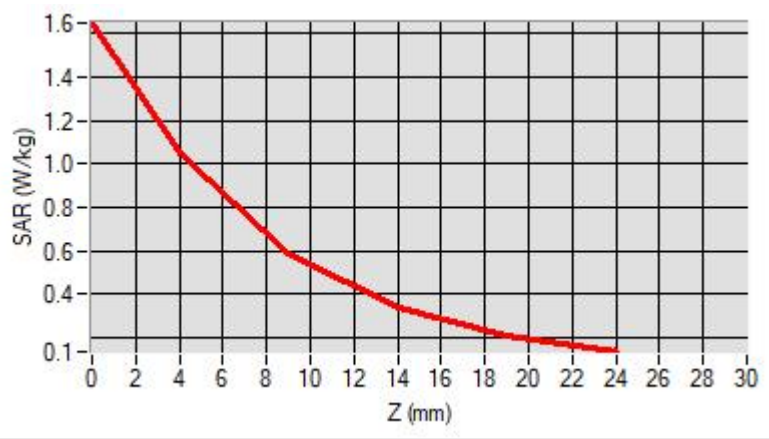
Maximum location: X=-7.00, Y=-15.00 ; SAR Peak: 1.65 W/kg

D. SAR 1g & 10g

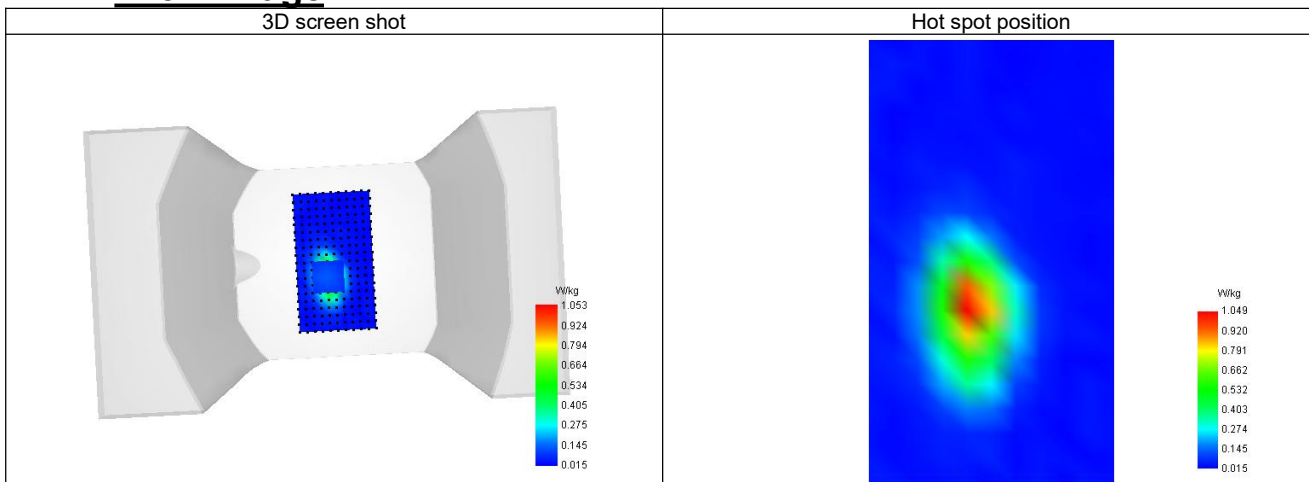
| | |
|---|----------|
| SAR 10g (W/Kg) | 0.495 |
| SAR 1g (W/Kg) | 0.983 |
| Variation (%) | 0.100 |
| Horizontal validation criteria: minimum distance (mm) | 0.000000 |
| Vertical validation criteria: SAR ratio M2/M1 (%) | 0.000000 |

E. Z Axis Scan

| | | | | | |
|------------|-------|-------|-------|-------|-------|
| Z (mm) | 0.00 | 4.00 | 9.00 | 14.00 | 19.00 |
| SAR (W/Kg) | 1.649 | 1.053 | 0.591 | 0.340 | 0.211 |



F. 3D Image



7-Body with back position in dist. 0mm on Channel 20450 in LTE band 5

SAR Measurement at LTE band 5 (Body, Validation Plane)

Date of measurement: 20/2/2024

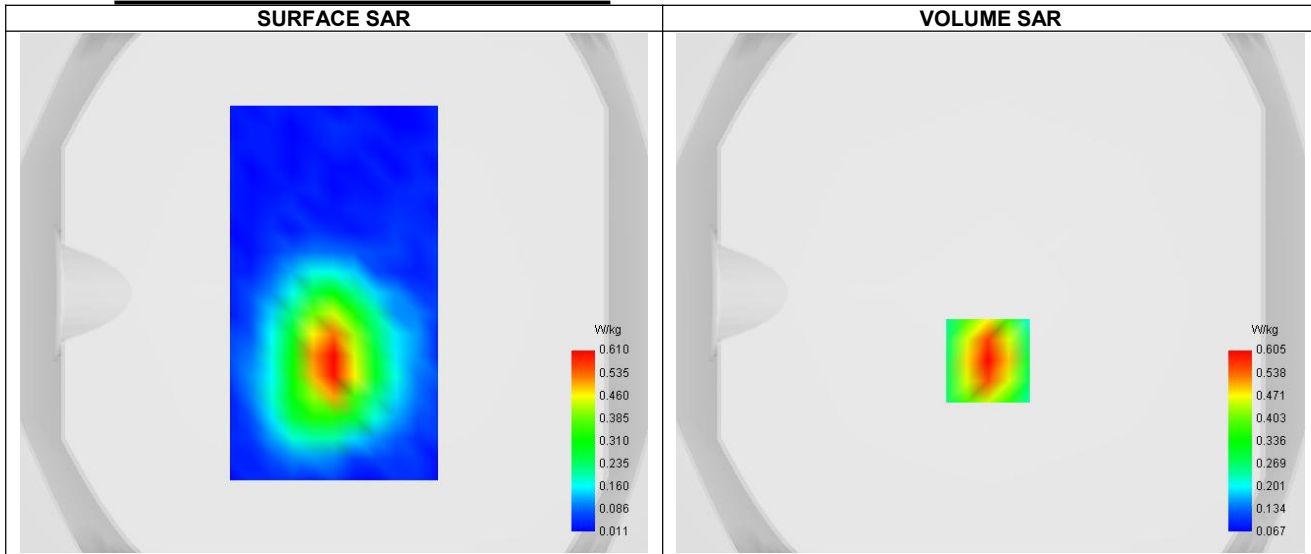
A. Experimental conditions.

| | |
|-----------------|-------------------------------------|
| Probe | SN 04/22 EPG0365 |
| ConvF | 1.68 |
| Area Scan | surf_sam_plan.txt |
| Zoom Scan | 5x5x7,dx=8mm dy=8mm dz=5mm,Complete |
| Phantom | Validation plane |
| Device Position | Body |
| Band | LTE band 5 |
| Channels | Lower (20450) |
| Signal | LTE FDD |
| Cell Bandwidth | 10 Mhz |
| Modulation | SC-OFDM - QPSK |
| RB offset | 25 |
| RB size | 1 |

B. Permittivity

| | |
|--|---------|
| Frequency (MHz) | 829.090 |
| Relative permittivity (real part) | 41.437 |
| Relative permittivity (imaginary part) | 19.627 |
| Conductivity (S/m) | 0.869 |

C. SAR Surface and Volume



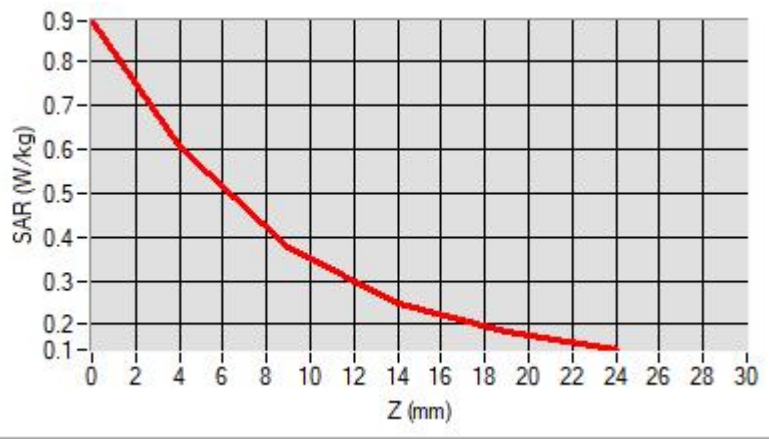
Maximum location: X=-1.00, Y=-26.00 ; SAR Peak: 0.89 W/kg

D. SAR 1g & 10g

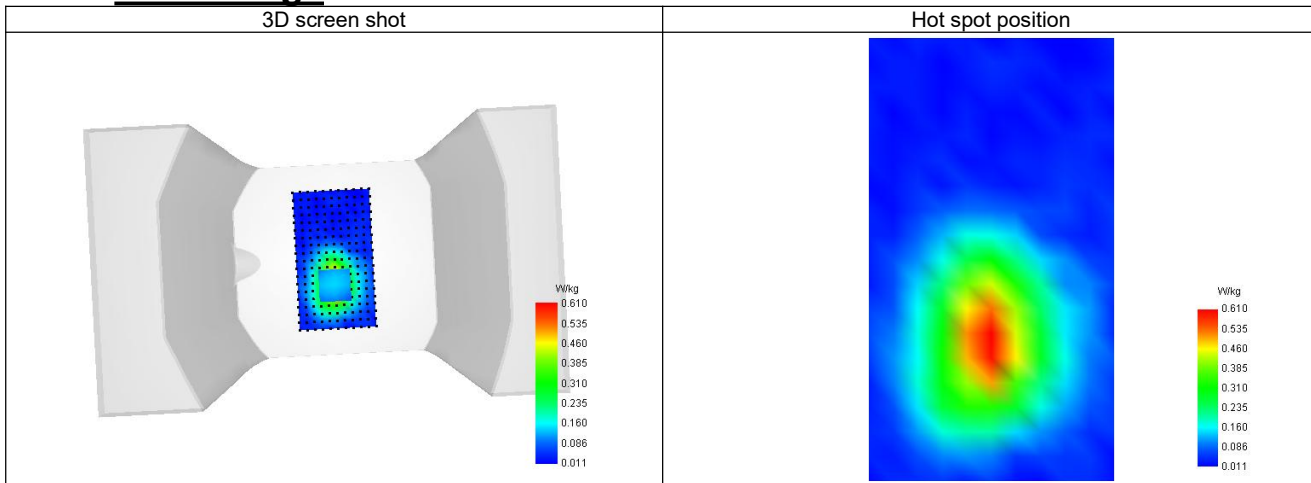
| | |
|---|----------|
| SAR 10g (W/Kg) | 0.362 |
| SAR 1g (W/Kg) | 0.601 |
| Variation (%) | -2.470 |
| Horizontal validation criteria: minimum distance (mm) | 0.000000 |
| Vertical validation criteria: SAR ratio M2/M1 (%) | 0.000000 |

E. Z Axis Scan

| | | | | | |
|------------|-------|-------|-------|-------|-------|
| Z (mm) | 0.00 | 4.00 | 9.00 | 14.00 | 19.00 |
| SAR (W/Kg) | 0.892 | 0.605 | 0.376 | 0.249 | 0.183 |



F. 3D Image



8-Body with back position in dist. 0mm on Channel 21100 in LTE band 7

SAR Measurement at LTE band 7 (Body, Validation Plane)

Date of measurement: 23/2/2024

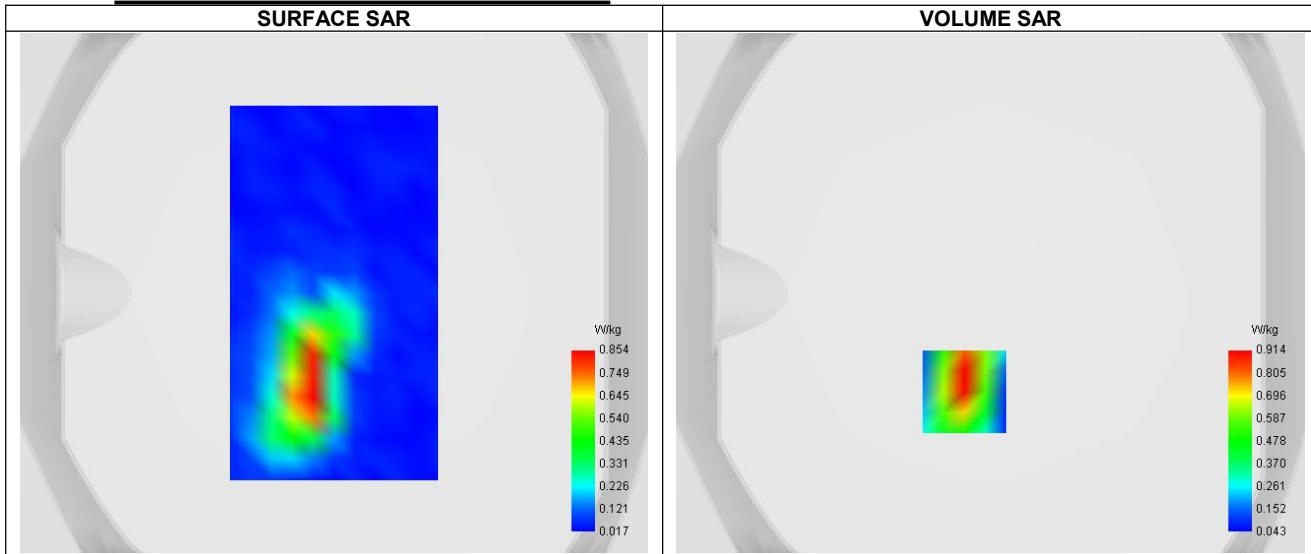
A. Experimental conditions.

| | |
|-----------------|-------------------------------------|
| Probe | SN 04/22 EPG0365 |
| ConvF | 2.40 |
| Area Scan | surf_sam_plan.txt |
| Zoom Scan | 5x5x7,dx=8mm dy=8mm dz=5mm,Complete |
| Phantom | Validation plane |
| Device Position | Body |
| Band | LTE band 7 |
| Channels | Middle (21100) |
| Signal | LTE FDD |
| Cell Bandwidth | 20 Mhz |
| Modulation | SC-OFDM - QPSK |
| RB offset | 49 |
| RB size | 1 |

B. Permittivity

| | |
|--|----------|
| Frequency (MHz) | 2534.910 |
| Relative permittivity (real part) | 38.967 |
| Relative permittivity (imaginary part) | 12.972 |
| Conductivity (S/m) | 1.901 |

C. SAR Surface and Volume



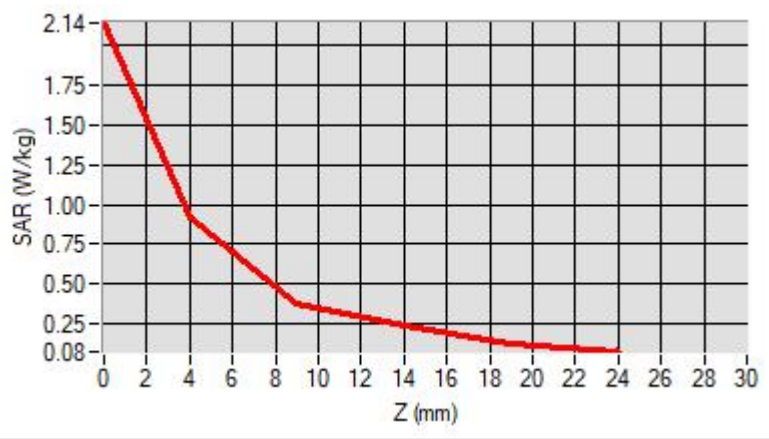
Maximum location: X=-10.00, Y=-38.00 ; SAR Peak: 1.55 W/kg

D. SAR 1g & 10g

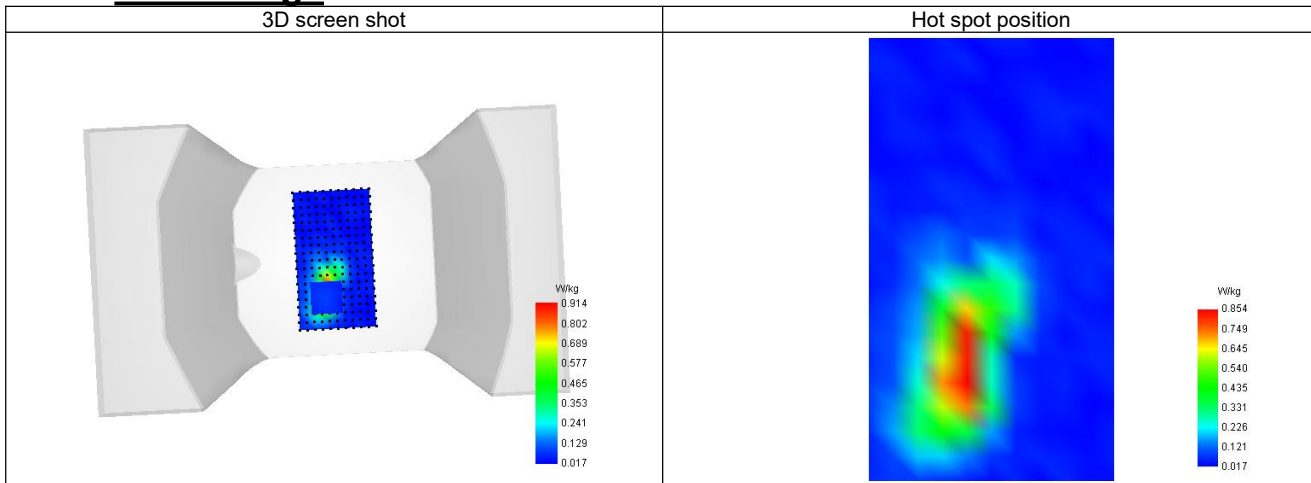
| | |
|---|----------|
| SAR 10g (W/Kg) | 0.418 |
| SAR 1g (W/Kg) | 0.859 |
| Variation (%) | -4.250 |
| Horizontal validation criteria: minimum distance (mm) | 0.000000 |
| Vertical validation criteria: SAR ratio M2/M1 (%) | 0.000000 |

E. Z Axis Scan

| | | | | | |
|------------|-------|-------|-------|-------|-------|
| Z (mm) | 0.00 | 4.00 | 9.00 | 14.00 | 19.00 |
| SAR (W/Kg) | 2.137 | 0.914 | 0.380 | 0.240 | 0.126 |



F. 3D Image



9-Body with back position in dist. 0mm on Channel 23130 in LTE band 12

SAR Measurement at LTE band 12 (Body, Validation Plane)

Date of measurement: 19/2/2024

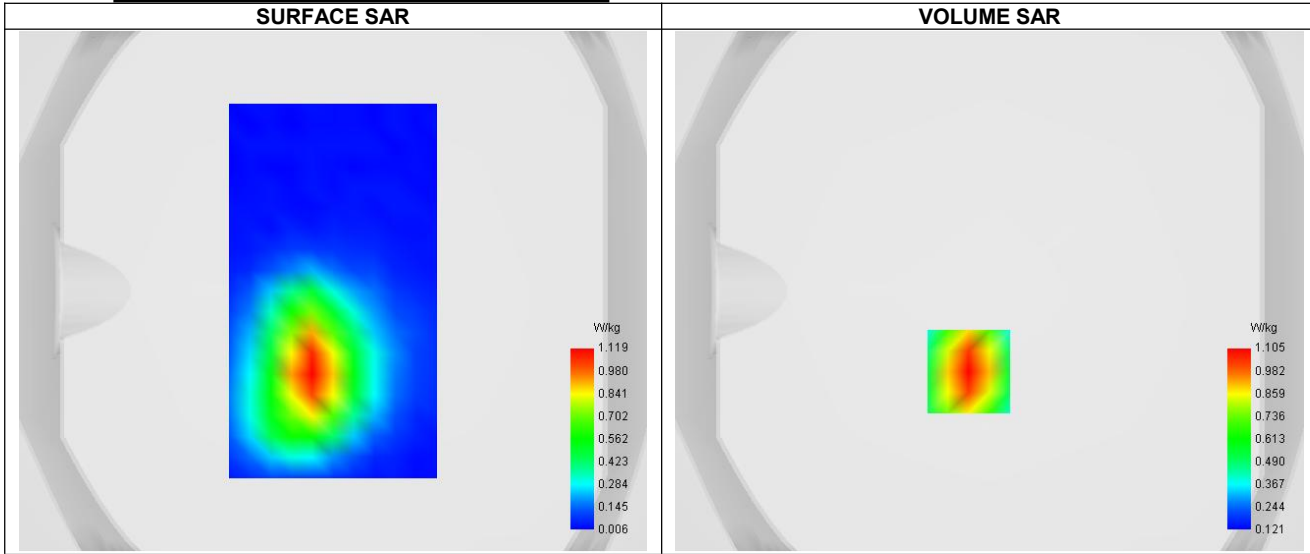
A. Experimental conditions.

| | |
|-----------------|-------------------------------------|
| Probe | SN 04/22 EPG0365 |
| ConvF | 1.65 |
| Area Scan | surf_sam_plan.txt |
| Zoom Scan | 5x5x7,dx=8mm dy=8mm dz=5mm,Complete |
| Phantom | Validation plane |
| Device Position | Body |
| Band | LTE band 12 |
| Channels | Higher (23130) |
| Signal | LTE FDD |
| Cell Bandwidth | 10 Mhz |
| Modulation | SC-OFDM - QPSK |
| RB offset | 25 |
| RB size | 1 |

B. Permittivity

| | |
|--|---------|
| Frequency (MHz) | 711.090 |
| Relative permittivity (real part) | 41.979 |
| Relative permittivity (imaginary part) | 22.362 |
| Conductivity (S/m) | 0.855 |

C. SAR Surface and Volume



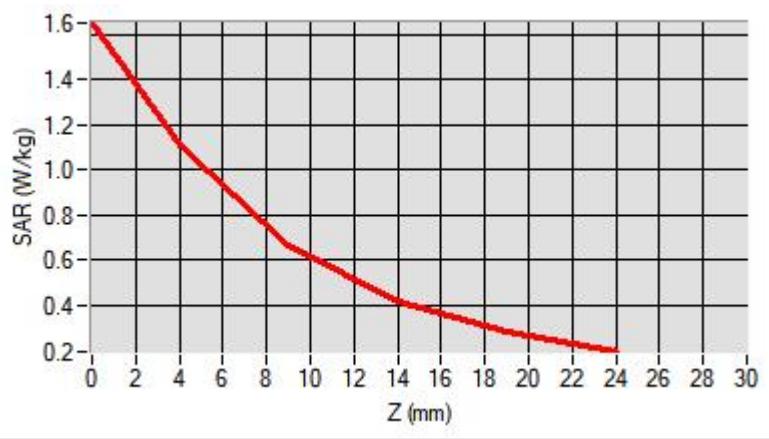
Maximum location: X=-8.00, Y=-31.00 ; SAR Peak: 1.65 W/kg

D. SAR 1g & 10g

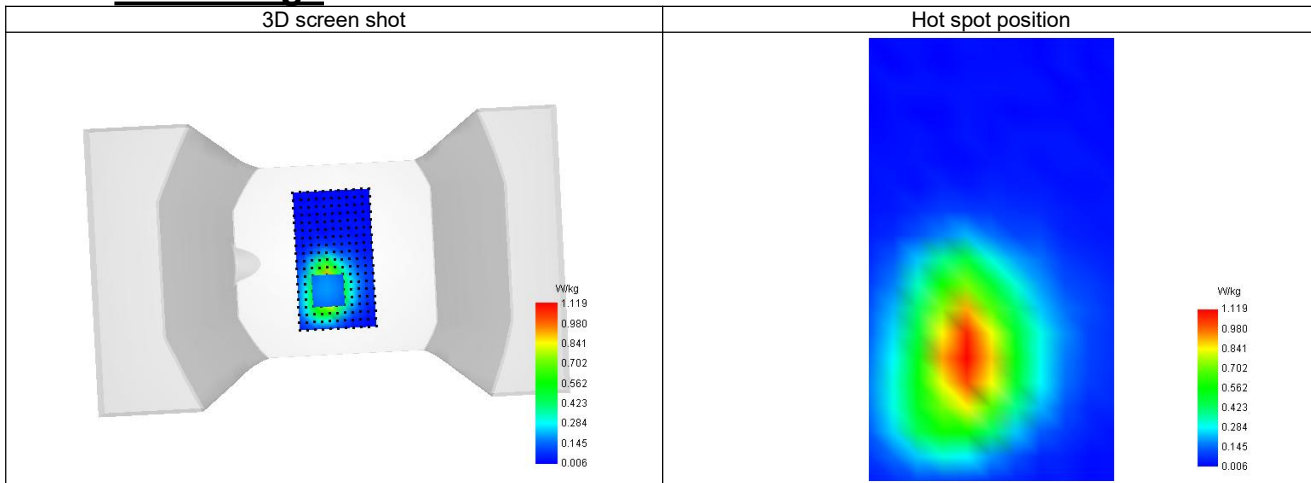
| | |
|---|----------|
| SAR 10g (W/Kg) | 0.635 |
| SAR 1g (W/Kg) | 1.086 |
| Variation (%) | -3.270 |
| Horizontal validation criteria: minimum distance (mm) | 0.000000 |
| Vertical validation criteria: SAR ratio M2/M1 (%) | 0.000000 |

E. Z Axis Scan

| | | | | | |
|------------|-------|-------|-------|-------|-------|
| Z (mm) | 0.00 | 4.00 | 9.00 | 14.00 | 19.00 |
| SAR (W/Kg) | 1.649 | 1.105 | 0.667 | 0.418 | 0.282 |



F. 3D Image



10-Body with back position in dist. 0mm on Channel 23330 in LTE band 14

SAR Measurement at LTE band 14 (Body, Validation Plane)

Date of measurement: 19/2/2024

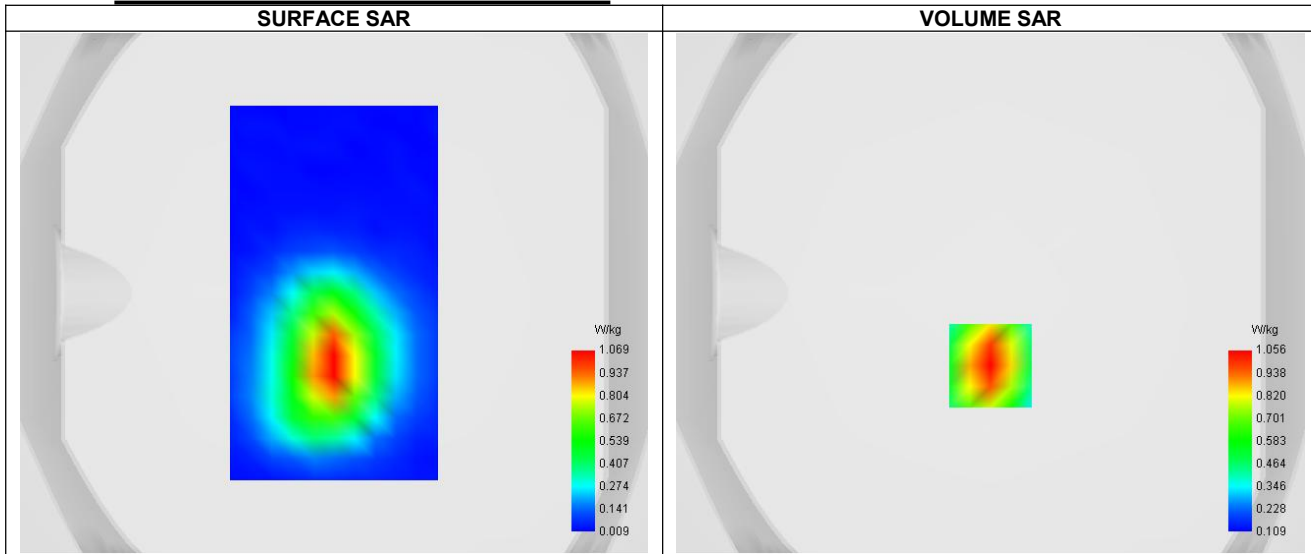
A. Experimental conditions.

| | |
|-----------------|-------------------------------------|
| Probe | SN 04/22 EPG0365 |
| ConvF | 1.65 |
| Area Scan | surf_sam_plan.txt |
| Zoom Scan | 5x5x7,dx=8mm dy=8mm dz=5mm,Complete |
| Phantom | Validation plane |
| Device Position | Body |
| Band | LTE band 14 |
| Channels | Middle (23330) |
| Signal | LTE FDD |
| Cell Bandwidth | 10 Mhz |
| Modulation | SC-OFDM - QPSK |
| RB offset | 25 |
| RB size | 1 |

B. Permittivity

| | |
|--|---------|
| Frequency (MHz) | 793.090 |
| Relative permittivity (real part) | 41.602 |
| Relative permittivity (imaginary part) | 20.461 |
| Conductivity (S/m) | 0.865 |

C. SAR Surface and Volume



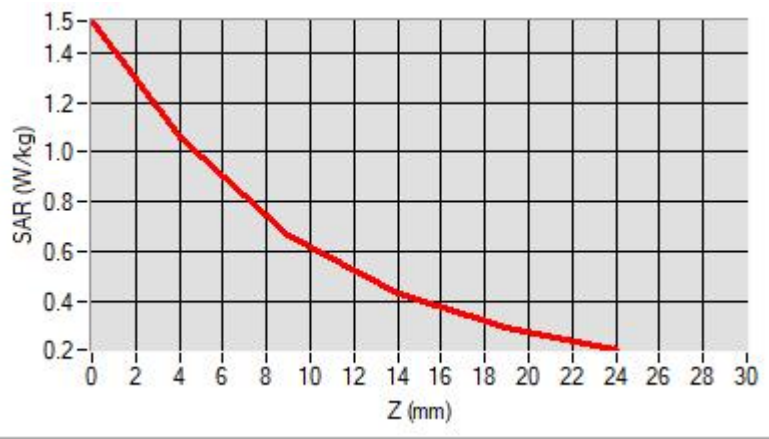
Maximum location: X=0.00, Y=-28.00 ; SAR Peak: 1.53 W/kg

D. SAR 1g & 10g

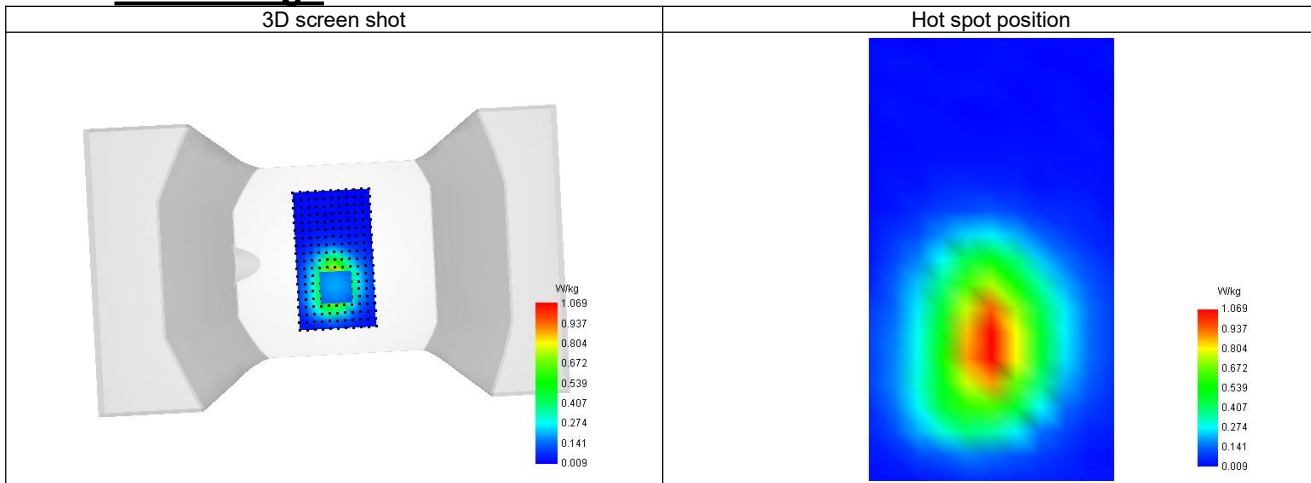
| | |
|---|----------|
| SAR 10g (W/Kg) | 0.622 |
| SAR 1g (W/Kg) | 1.046 |
| Variation (%) | -2.320 |
| Horizontal validation criteria: minimum distance (mm) | 0.000000 |
| Vertical validation criteria: SAR ratio M2/M1 (%) | 0.000000 |

E. Z Axis Scan

| | | | | | |
|------------|-------|-------|-------|-------|-------|
| Z (mm) | 0.00 | 4.00 | 9.00 | 14.00 | 19.00 |
| SAR (W/Kg) | 1.527 | 1.056 | 0.665 | 0.431 | 0.295 |



F. 3D Image



11-Body with back position in dist. 0mm on Channel 23800 in LTE band 17

SAR Measurement at LTE band 17 (Body, Validation Plane)

Date of measurement: 19/2/2024

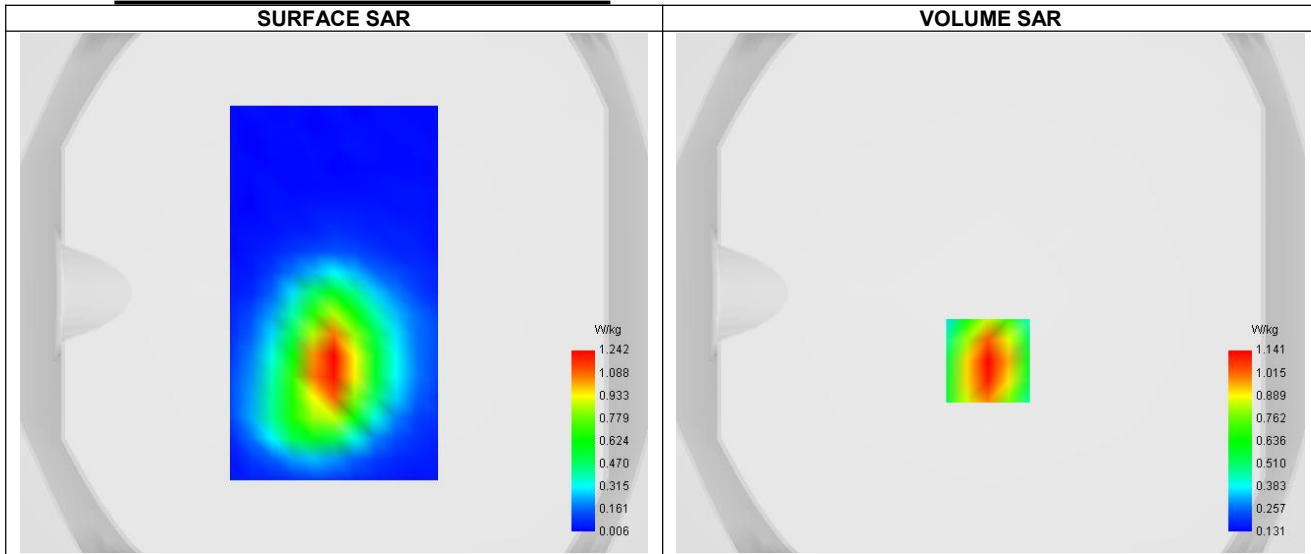
A. Experimental conditions.

| | |
|-----------------|-------------------------------------|
| Probe | SN 04/22 EPG0365 |
| ConvF | 1.65 |
| Area Scan | surf_sam_plan.txt |
| Zoom Scan | 5x5x7,dx=8mm dy=8mm dz=5mm,Complete |
| Phantom | Validation plane |
| Device Position | Body |
| Band | LTE band 17 |
| Channels | Higher (23800) |
| Signal | LTE FDD |
| Cell Bandwidth | 10 Mhz |
| Modulation | SC-OFDM - QPSK |
| RB offset | 25 |
| RB size | 1 |

B. Permittivity

| | |
|--|---------|
| Frequency (MHz) | 711.090 |
| Relative permittivity (real part) | 41.979 |
| Relative permittivity (imaginary part) | 22.362 |
| Conductivity (S/m) | 0.855 |

C. SAR Surface and Volume



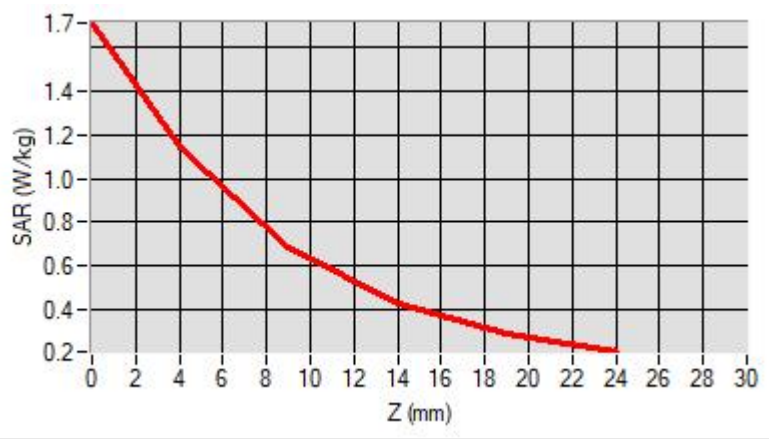
Maximum location: X=-1.00, Y=-26.00 ; SAR Peak: 1.72 W/kg

D. SAR 1g & 10g

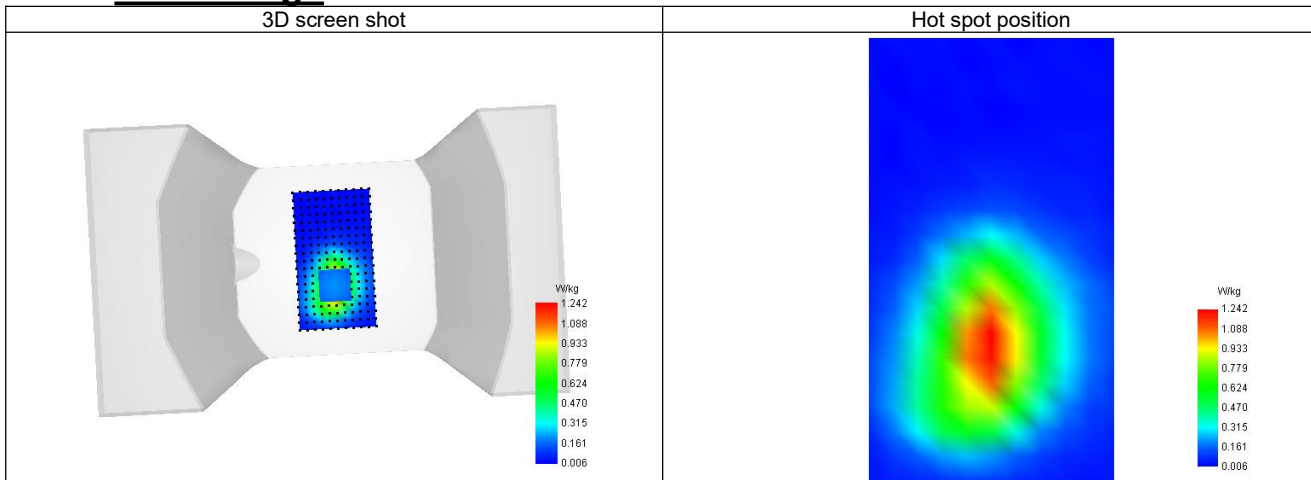
| | |
|---|----------|
| SAR 10g (W/Kg) | 0.663 |
| SAR 1g (W/Kg) | 1.129 |
| Variation (%) | -3.250 |
| Horizontal validation criteria: minimum distance (mm) | 0.000000 |
| Vertical validation criteria: SAR ratio M2/M1 (%) | 0.000000 |

E. Z Axis Scan

| | | | | | |
|------------|-------|-------|-------|-------|-------|
| Z (mm) | 0.00 | 4.00 | 9.00 | 14.00 | 19.00 |
| SAR (W/Kg) | 1.706 | 1.141 | 0.689 | 0.435 | 0.297 |



F. 3D Image



12-Body with back position in dist. 0mm on Channel 26590 in LTE band 25

SAR Measurement at LTE band 25 (Body, Validation Plane)

Date of measurement: 22/2/2024

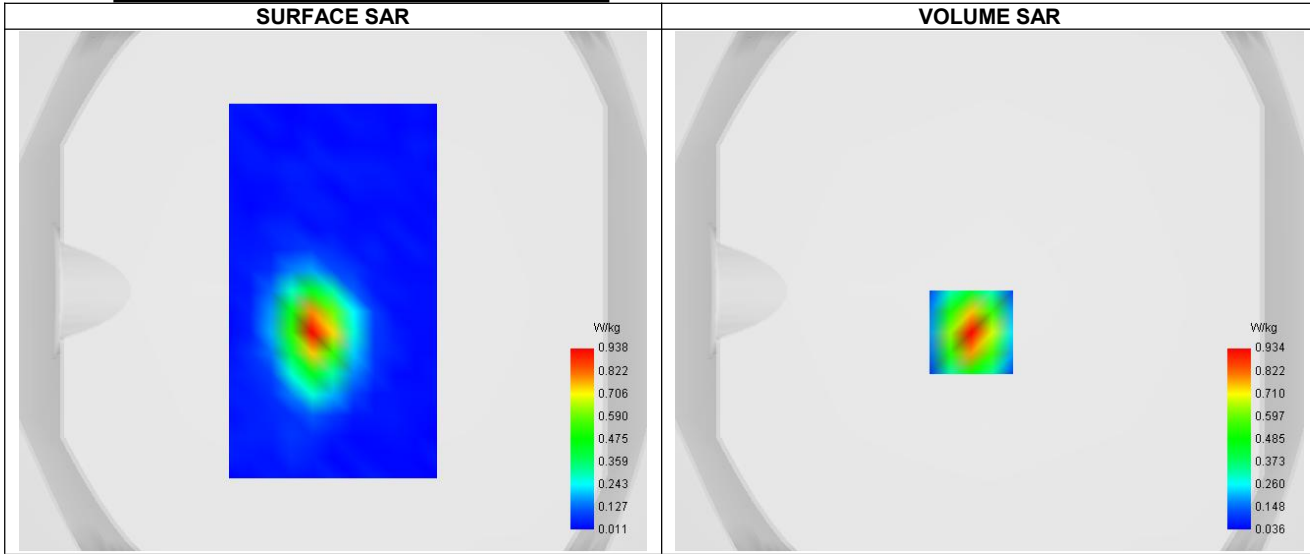
A. Experimental conditions.

| | |
|-----------------|-------------------------------------|
| Probe | SN 04/22 EPG0365 |
| ConvF | 2.24 |
| Area Scan | surf_sam_plan.txt |
| Zoom Scan | 5x5x7,dx=8mm dy=8mm dz=5mm,Complete |
| Phantom | Validation plane |
| Device Position | Body |
| Band | LTE band 25 |
| Channels | Higher (26590) |
| Signal | LTE FDD |
| Cell Bandwidth | 20 Mhz |
| Modulation | SC-OFDM - QPSK |
| RB offset | 50 |
| RB size | 1 |

B. Permittivity

| | |
|--|----------|
| Frequency (MHz) | 1905.090 |
| Relative permittivity (real part) | 39.873 |
| Relative permittivity (imaginary part) | 13.380 |
| Conductivity (S/m) | 1.414 |

C. SAR Surface and Volume



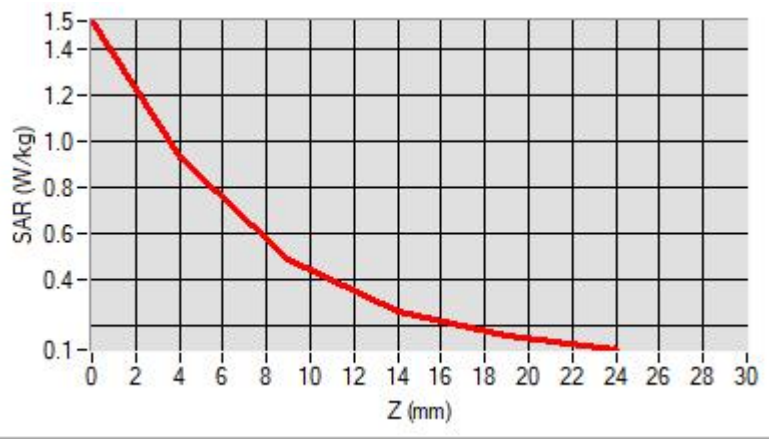
Maximum location: X=-7.00, Y=-16.00 ; SAR Peak: 1.53 W/kg

D. SAR 1g & 10g

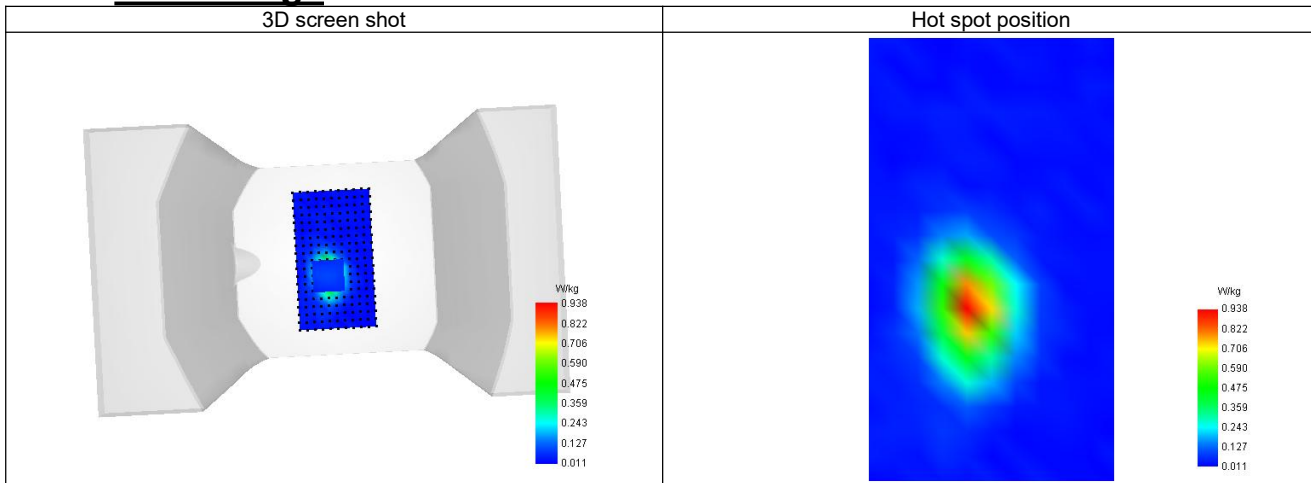
| | |
|---|----------|
| SAR 10g (W/Kg) | 0.422 |
| SAR 1g (W/Kg) | 0.880 |
| Variation (%) | -1.550 |
| Horizontal validation criteria: minimum distance (mm) | 0.000000 |
| Vertical validation criteria: SAR ratio M2/M1 (%) | 0.000000 |

E. Z Axis Scan

| | | | | | |
|------------|-------|-------|-------|-------|-------|
| Z (mm) | 0.00 | 4.00 | 9.00 | 14.00 | 19.00 |
| SAR (W/Kg) | 1.525 | 0.934 | 0.493 | 0.266 | 0.158 |



F. 3D Image



13-Body with back position in dist. 0mm on Channel 26765 in LTE band 26

SAR Measurement at LTE band 26 (Body, Validation Plane)

Date of measurement: 20/2/2024

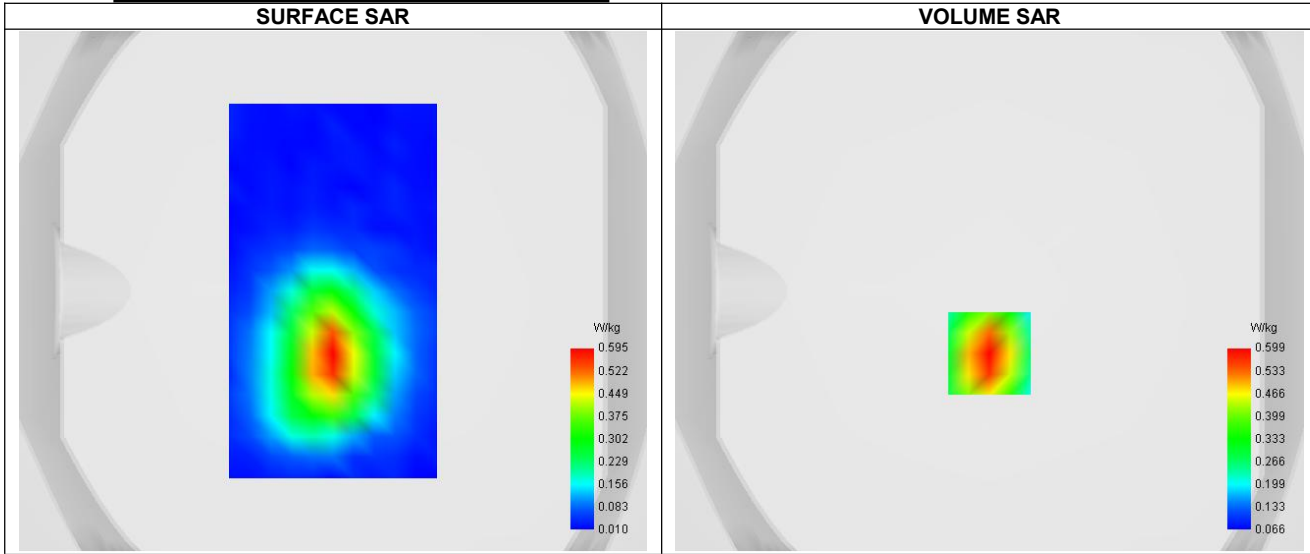
A. Experimental conditions.

| | |
|-----------------|-------------------------------------|
| Probe | SN 04/22 EPG0365 |
| ConvF | 1.68 |
| Area Scan | surf_sam_plan.txt |
| Zoom Scan | 5x5x7,dx=8mm dy=8mm dz=5mm,Complete |
| Phantom | Validation plane |
| Device Position | Body |
| Band | LTE band 26 |
| Channels | Lower (26765) |
| Signal | LTE FDD |
| Cell Bandwidth | 15 Mhz |
| Modulation | SC-OFDM - QPSK |
| RB offset | 38 |
| RB size | 1 |

B. Permittivity

| | |
|--|---------|
| Frequency (MHz) | 821.680 |
| Relative permittivity (real part) | 41.471 |
| Relative permittivity (imaginary part) | 19.799 |
| Conductivity (S/m) | 0.868 |

C. SAR Surface and Volume



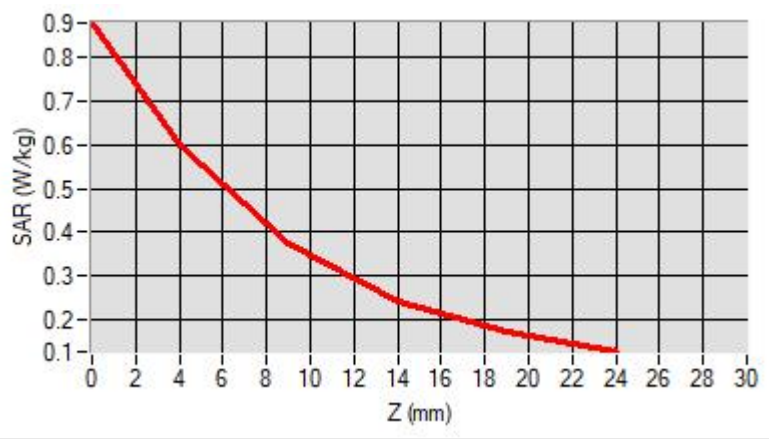
Maximum location: X=0.00, Y=-24.00 ; SAR Peak: 0.88 W/kg

D. SAR 1g & 10g

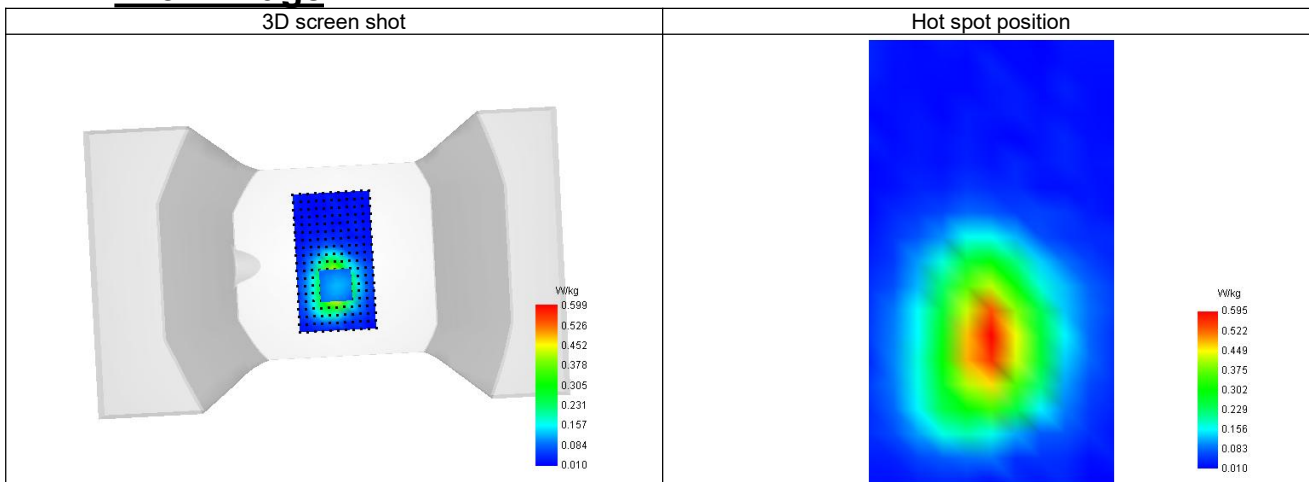
| | |
|---|----------|
| SAR 10g (W/Kg) | 0.351 |
| SAR 1g (W/Kg) | 0.596 |
| Variation (%) | 2.540 |
| Horizontal validation criteria: minimum distance (mm) | 0.000000 |
| Vertical validation criteria: SAR ratio M2/M1 (%) | 0.000000 |

E. Z Axis Scan

| | | | | | |
|------------|-------|-------|-------|-------|-------|
| Z (mm) | 0.00 | 4.00 | 9.00 | 14.00 | 19.00 |
| SAR (W/Kg) | 0.880 | 0.599 | 0.372 | 0.242 | 0.171 |



F. 3D Image



14-Body with back position in dist. 0mm on Channel 40620 in LTE band 41

SAR Measurement at LTE band 41 (Body, Validation Plane)

Date of measurement: 23/2/2024

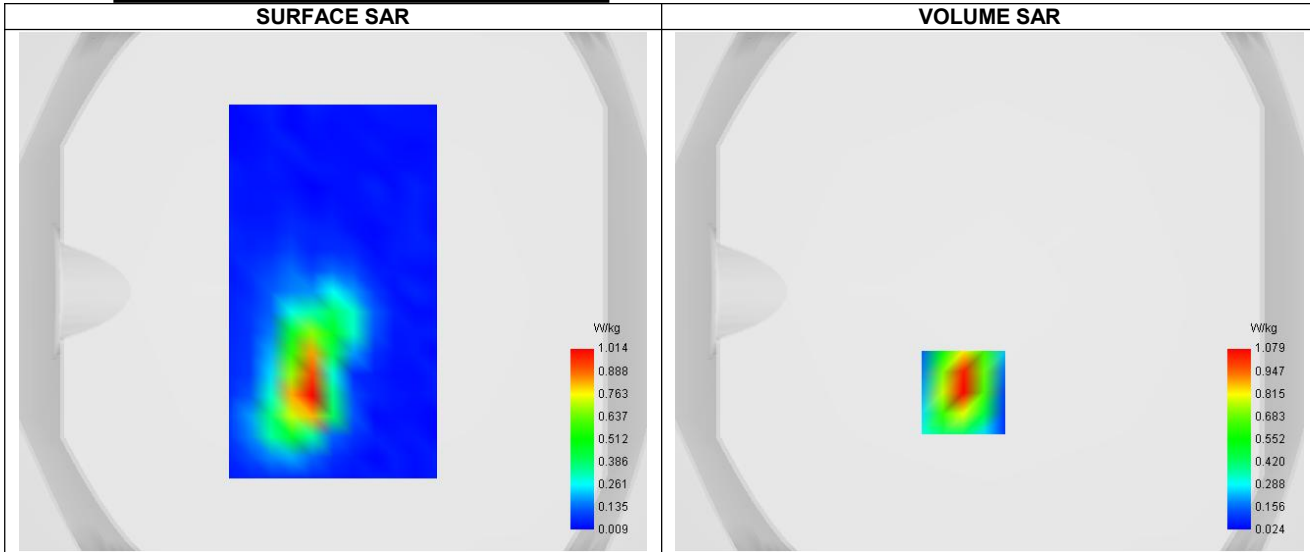
A. Experimental conditions.

| | |
|--------------------------------|-------------------------------------|
| Probe | SN 04/22 EPG0365 |
| ConvF | 2.40 |
| Area Scan | surf_sam_plan.txt |
| Zoom Scan | 5x5x7,dx=8mm dy=8mm dz=5mm,Complete |
| Phantom | Validation plane |
| Device Position | Body |
| Band | LTE band 41 |
| Channels | Middle (40620) |
| Signal | LTE TDD |
| Cell Bandwidth | 20 Mhz |
| Modulation | SC-OFDM - QPSK |
| RB offset | 50 |
| RB size | 1 |
| Subframe configuration | 0 |
| Special subframe configuration | 0 |
| Cyclic prefix | Normal |
| Duty Cycle (%) | 0.61 |

B. Permittivity

| | |
|--|----------|
| Frequency (MHz) | 2593.090 |
| Relative permittivity (real part) | 38.889 |
| Relative permittivity (imaginary part) | 12.720 |
| Conductivity (S/m) | 1.963 |

C. SAR Surface and Volume



Maximum location: X=-10.00, Y=-39.00 ; SAR Peak: 1.80 W/kg

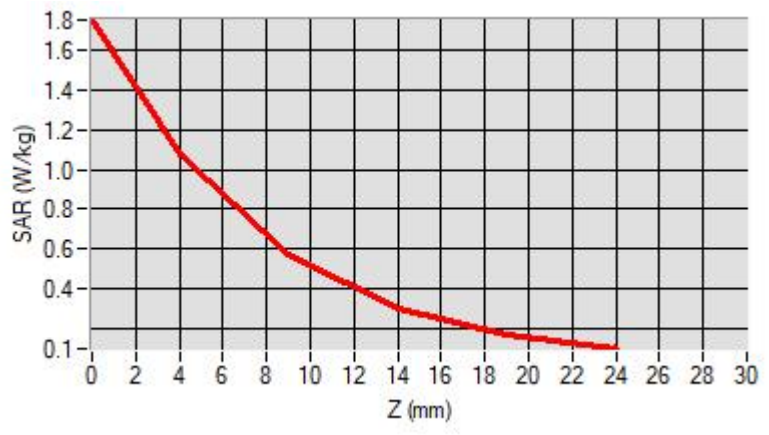
D. SAR 1g & 10g

| | |
|---|----------|
| SAR 10g (W/Kg) | 0.480 |
| SAR 1g (W/Kg) | 1.010 |
| Variation (%) | 1.500 |
| Horizontal validation criteria: minimum distance (mm) | 0.000000 |

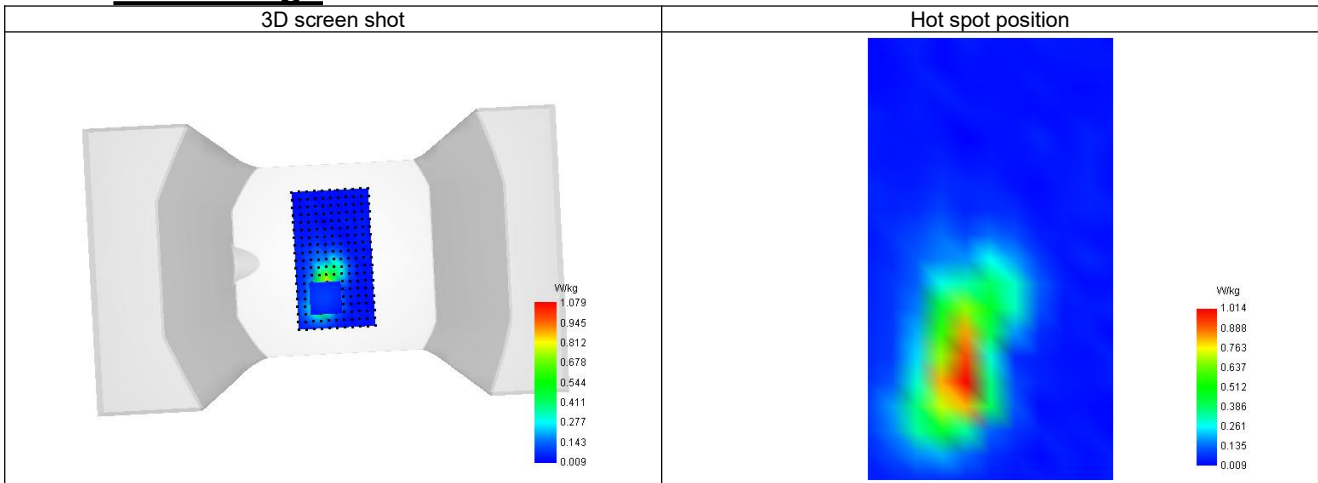
| | |
|---|----------|
| Vertical validation criteria: SAR ratio M2/M1 (%) | 0.000000 |
|---|----------|

E. Z Axis Scan

| | | | | | |
|------------|-------|-------|-------|-------|-------|
| Z (mm) | 0.00 | 4.00 | 9.00 | 14.00 | 19.00 |
| SAR (W/Kg) | 1.751 | 1.079 | 0.570 | 0.303 | 0.172 |



F. 3D Image



15-Body with back position in dist. 0mm on Channel 132322 in LTE band 66

SAR Measurement at LTE band 66 (Body, Validation Plane)

Date of measurement: 21/2/2024

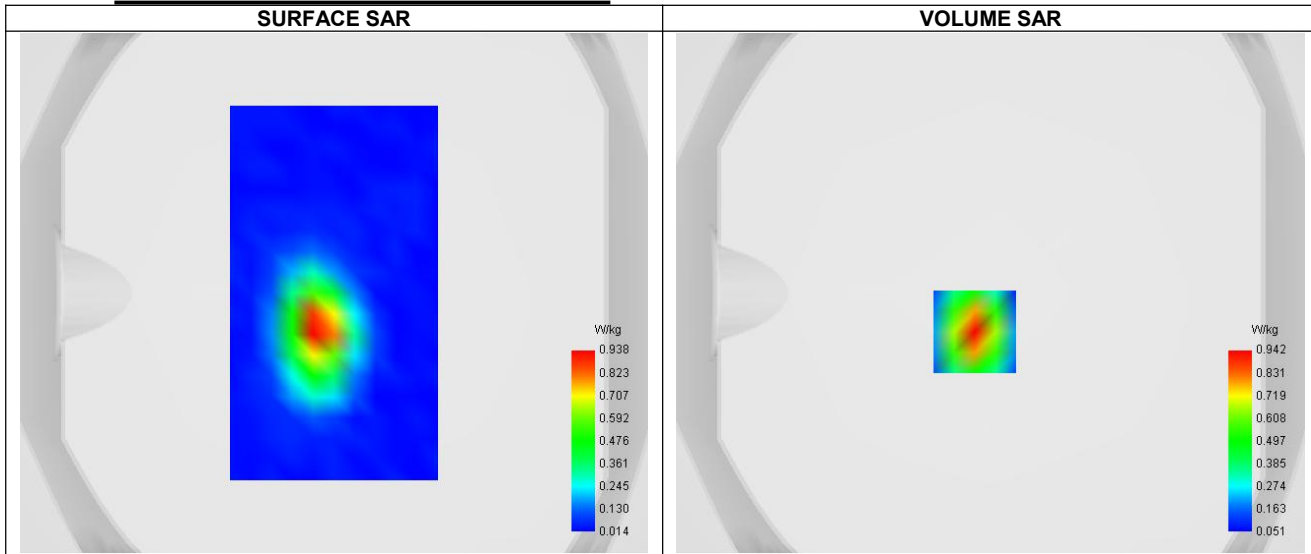
A. Experimental conditions.

| | |
|-----------------|-------------------------------------|
| Probe | SN 04/22 EPGO365 |
| ConvF | 1.96 |
| Area Scan | surf_sam_plan.txt |
| Zoom Scan | 5x5x7,dx=8mm dy=8mm dz=5mm,Complete |
| Phantom | Validation plane |
| Device Position | Body |
| Band | LTE band 66 |
| Channels | Middle (132322) |
| Signal | LTE FDD |
| Cell Bandwidth | 20 Mhz |
| Modulation | SC-OFDM - QPSK |
| RB offset | 0 |
| RB size | 1 |

B. Permittivity

| | |
|--|----------|
| Frequency (MHz) | 1736.090 |
| Relative permittivity (real part) | 40.009 |
| Relative permittivity (imaginary part) | 14.448 |
| Conductivity (S/m) | 1.337 |

C. SAR Surface and Volume



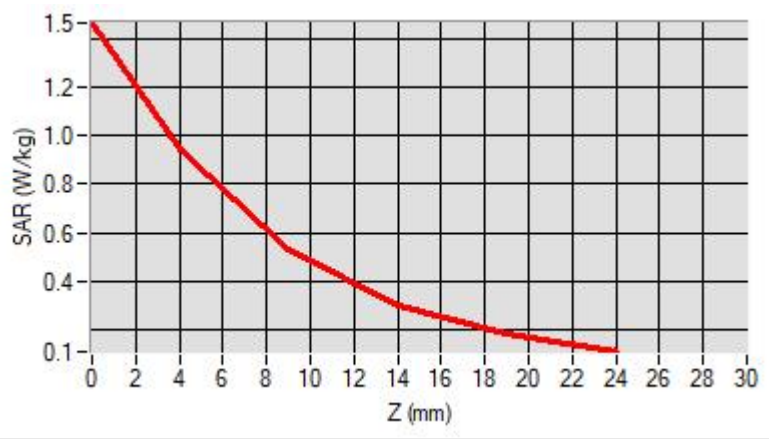
Maximum location: X=-6.00, Y=-15.00 ; SAR Peak: 1.46 W/kg

D. SAR 1g & 10g

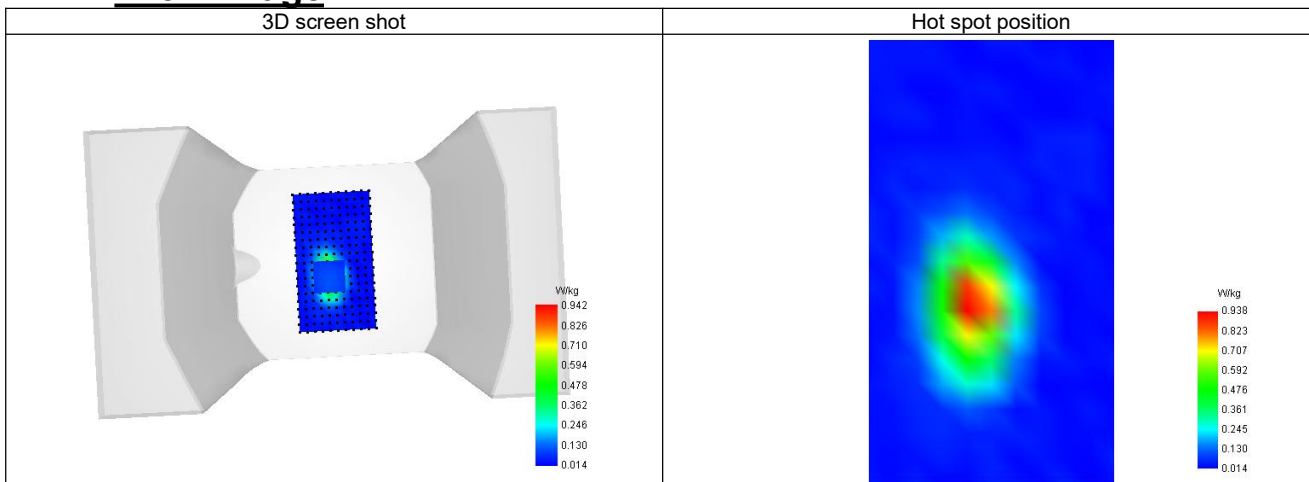
| | |
|---|----------|
| SAR 10g (W/Kg) | 0.441 |
| SAR 1g (W/Kg) | 0.875 |
| Variation (%) | -0.540 |
| Horizontal validation criteria: minimum distance (mm) | 0.000000 |
| Vertical validation criteria: SAR ratio M2/M1 (%) | 0.000000 |

E. Z Axis Scan

| | | | | | |
|------------|-------|-------|-------|-------|-------|
| Z (mm) | 0.00 | 4.00 | 9.00 | 14.00 | 19.00 |
| SAR (W/Kg) | 1.463 | 0.942 | 0.532 | 0.305 | 0.185 |



F. 3D Image



16-Body with back position in dist. 0mm on Channel 11 in IEEE 802.11b ISM

SAR Measurement at IEEE 802.11b ISM (Body, Validation Plane)

Date of measurement: 27/2/2024

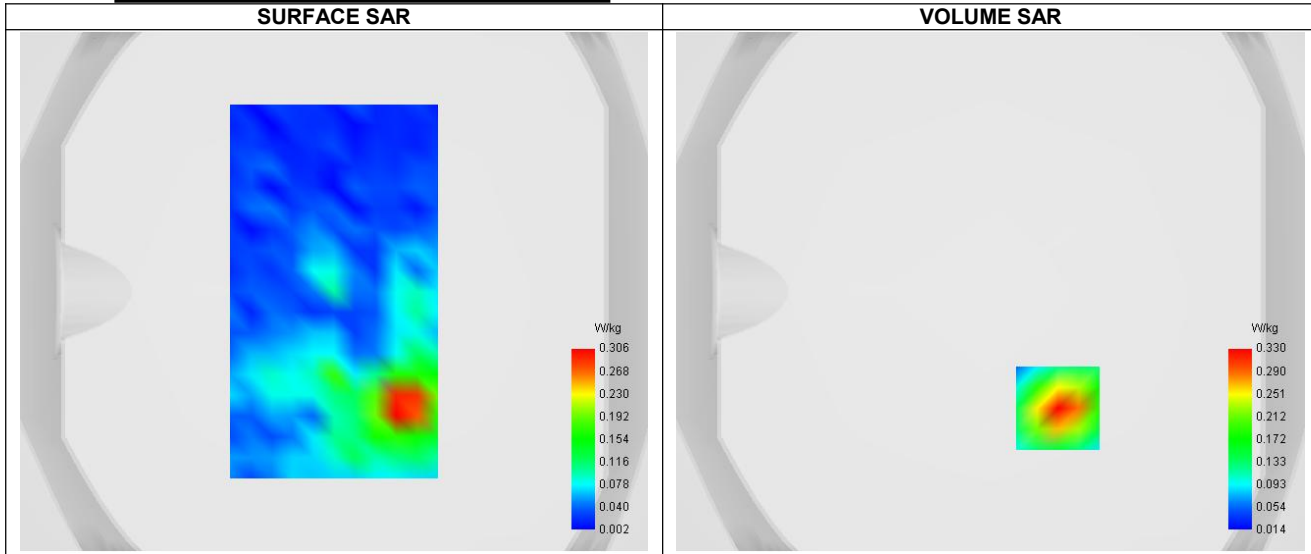
A. Experimental conditions.

| | |
|-----------------|-------------------------------------|
| Probe | SN 04/22 EPGO365 |
| ConvF | 2.36 |
| Area Scan | surf_sam_plan.txt |
| Zoom Scan | 5x5x7,dx=5mm dy=5mm dz=5mm,Complete |
| Phantom | Validation plane |
| Device Position | Body |
| Band | IEEE 802.11b ISM |
| Channels | Higher (11) |
| Signal | IEEE 802.11 |

B. Permittivity

| | |
|--|----------|
| Frequency (MHz) | 2462.000 |
| Relative permittivity (real part) | 39.064 |
| Relative permittivity (imaginary part) | 13.288 |
| Conductivity (S/m) | 1.823 |

C. SAR Surface and Volume



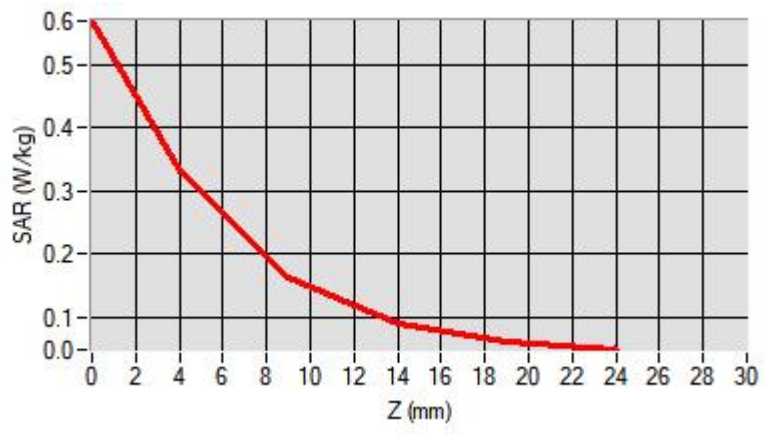
Maximum location: X=26.00, Y=-45.00 ; SAR Peak: 0.57 W/kg

D. SAR 1g & 10g

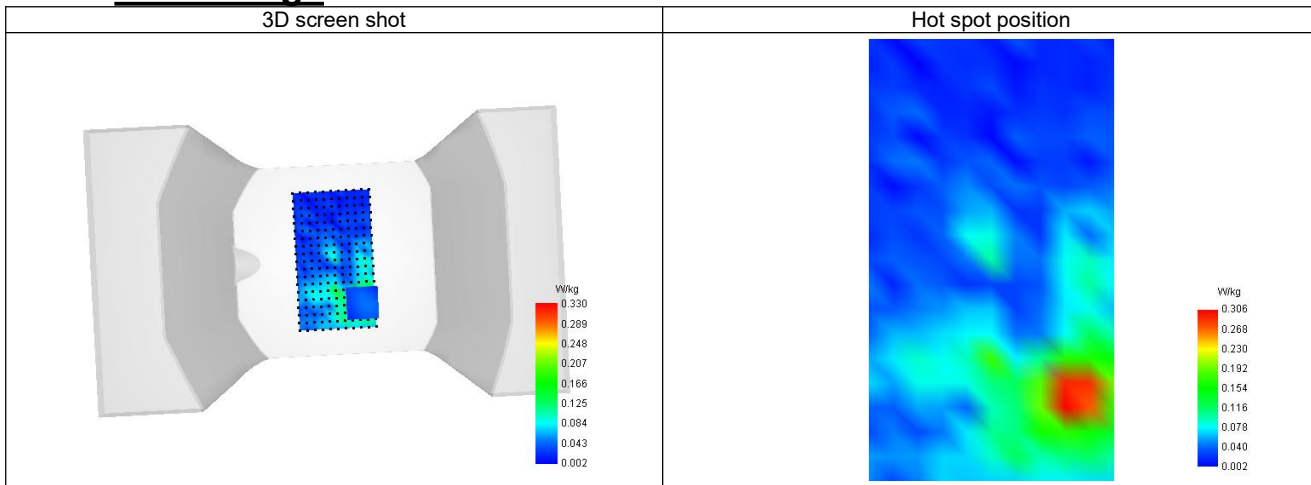
| | |
|---|----------|
| SAR 10g (W/Kg) | 0.157 |
| SAR 1g (W/Kg) | 0.318 |
| Variation (%) | -3.890 |
| Horizontal validation criteria: minimum distance (mm) | 0.000000 |
| Vertical validation criteria: SAR ratio M2/M1 (%) | 0.000000 |

E. Z Axis Scan

| | | | | | |
|------------|-------|-------|-------|-------|-------|
| Z (mm) | 0.00 | 4.00 | 9.00 | 14.00 | 19.00 |
| SAR (W/Kg) | 0.570 | 0.330 | 0.163 | 0.088 | 0.060 |



F. 3D Image



17-Body with back position in dist. 0mm on Channel 40 in IEEE 802.11a U-NII

SAR Measurement at IEEE 802.11a U-NII (Body, Validation Plane)

Date of measurement: 26/2/2024

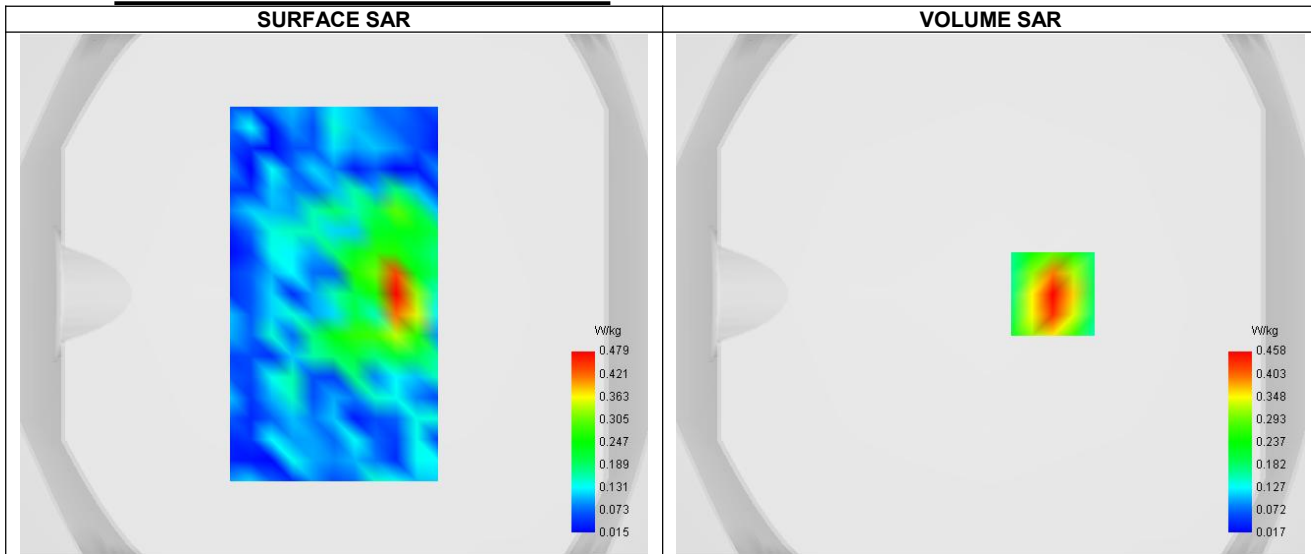
A. Experimental conditions.

| | |
|-----------------|--------------------------------------|
| Probe | SN 04/22 EPGO365 |
| ConvF | 2.24 |
| Area Scan | surf_sam_plan.txt |
| Zoom Scan | 7x7x12,dx=4mm dy=4mm dz=2mm,Complete |
| Phantom | Validation plane |
| Device Position | Body |
| Band | IEEE 802.11a U-NII |
| Channels | Middle (40) |
| Signal | IEEE 802.11 |

B. Permittivity

| | |
|--|----------|
| Frequency (MHz) | 5200.000 |
| Relative permittivity (real part) | 35.880 |
| Relative permittivity (imaginary part) | 16.250 |
| Conductivity (S/m) | 4.700 |

C. SAR Surface and Volume



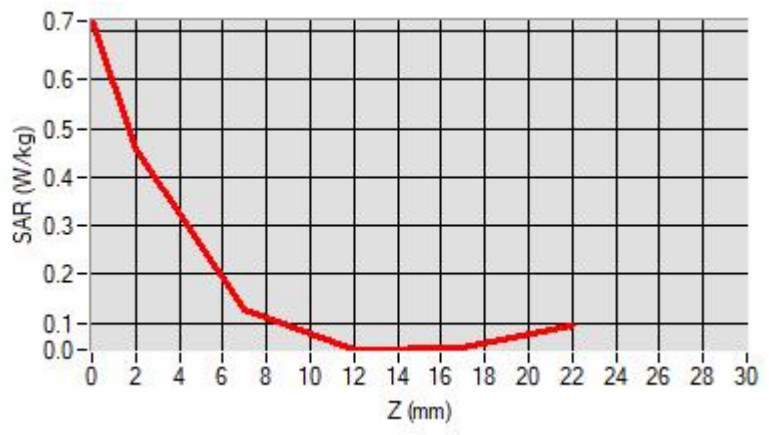
Maximum location: X=24.00, Y=0.00 ; SAR Peak: 0.75 W/kg

D. SAR 1g & 10g

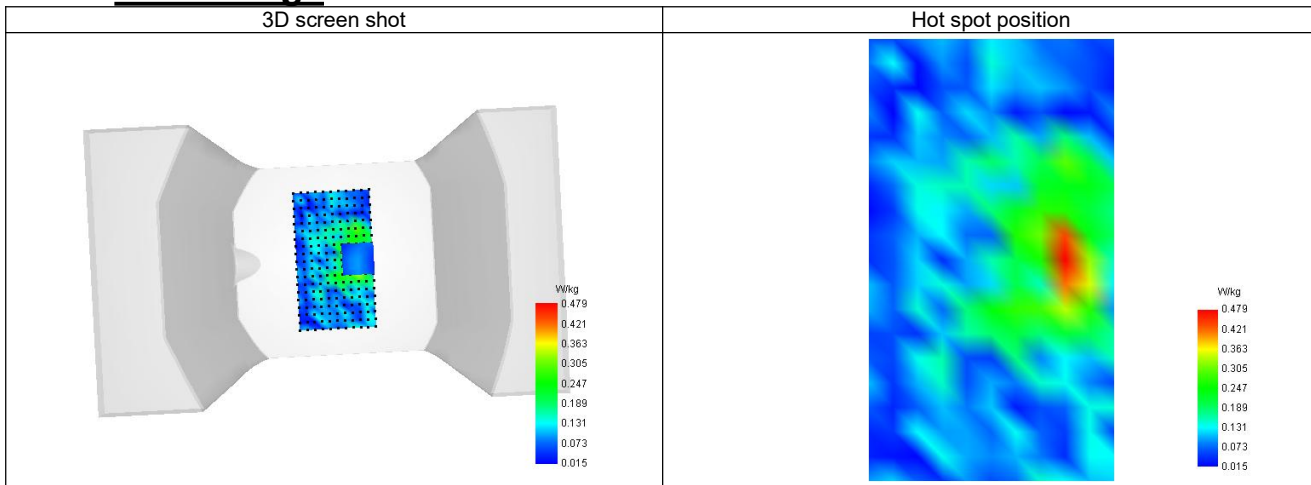
| | |
|---|----------|
| SAR 10g (W/Kg) | 0.154 |
| SAR 1g (W/Kg) | 0.307 |
| Variation (%) | 1.780 |
| Horizontal validation criteria: minimum distance (mm) | 0.000000 |
| Vertical validation criteria: SAR ratio M2/M1 (%) | 0.000000 |

E. Z Axis Scan

| | | | | | |
|------------|-------|-------|-------|-------|-------|
| Z (mm) | 0.00 | 2.00 | 7.00 | 12.00 | 17.00 |
| SAR (W/Kg) | 0.722 | 0.458 | 0.126 | 0.045 | 0.049 |



F. 3D Image



18-Body with back position in dist. 0mm on Channel 52 in IEEE 802.11ac U-NII

SAR Measurement at IEEE 802.11ac U-NII (Body, Validation Plane)

Date of measurement: 26/2/2024

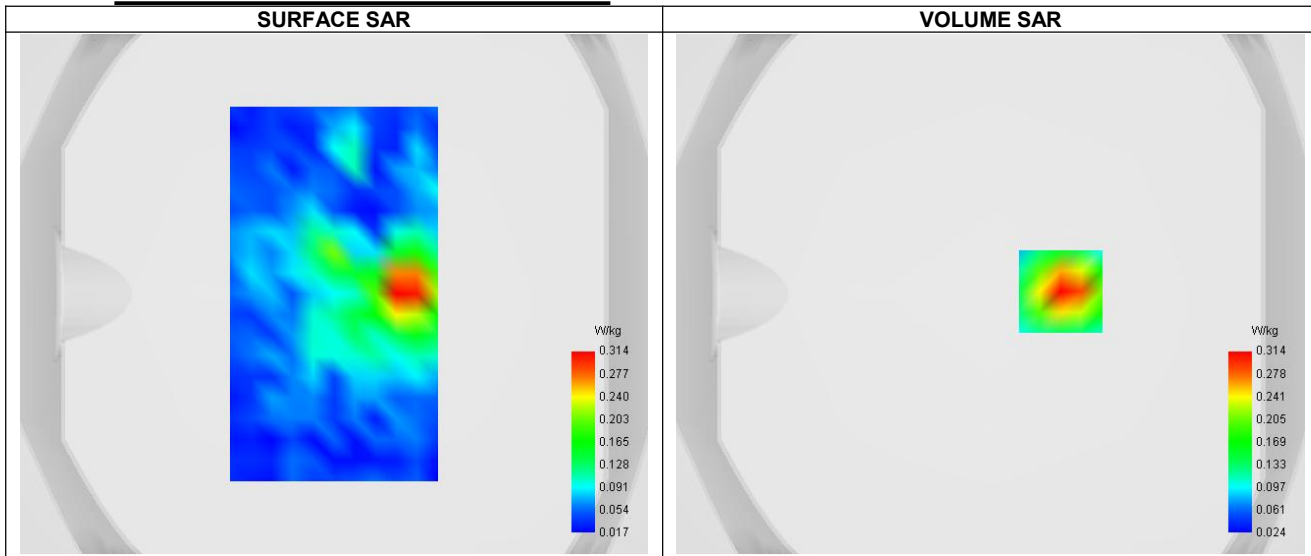
A. Experimental conditions.

| | |
|-----------------|--------------------------------------|
| Probe | SN 04/22 EPGO365 |
| ConvF | 2.24 |
| Area Scan | surf_sam_plan.txt |
| Zoom Scan | 7x7x12,dx=4mm dy=4mm dz=2mm,Complete |
| Phantom | Validation plane |
| Device Position | Body |
| Band | IEEE 802.11ac U-NII |
| Channels | Lower (52) |
| Signal | IEEE 802.11 |

B. Permittivity

| | |
|--|----------|
| Frequency (MHz) | 5260.000 |
| Relative permittivity (real part) | 35.820 |
| Relative permittivity (imaginary part) | 16.271 |
| Conductivity (S/m) | 4.760 |

C. SAR Surface and Volume



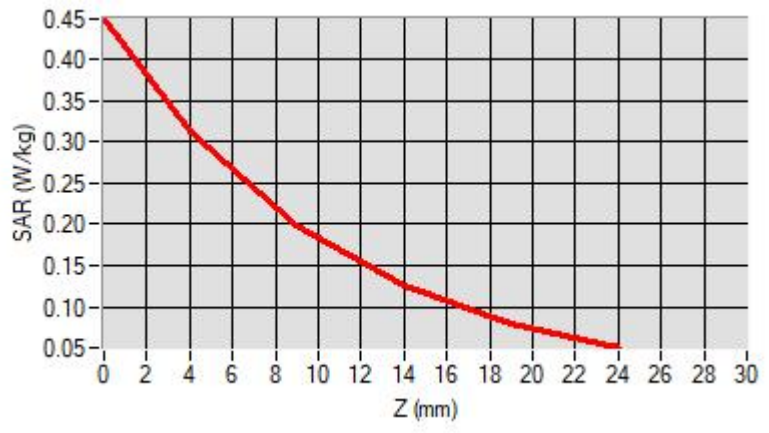
Maximum location: X=27.00, Y=1.00 ; SAR Peak: 0.45 W/kg

D. SAR 1g & 10g

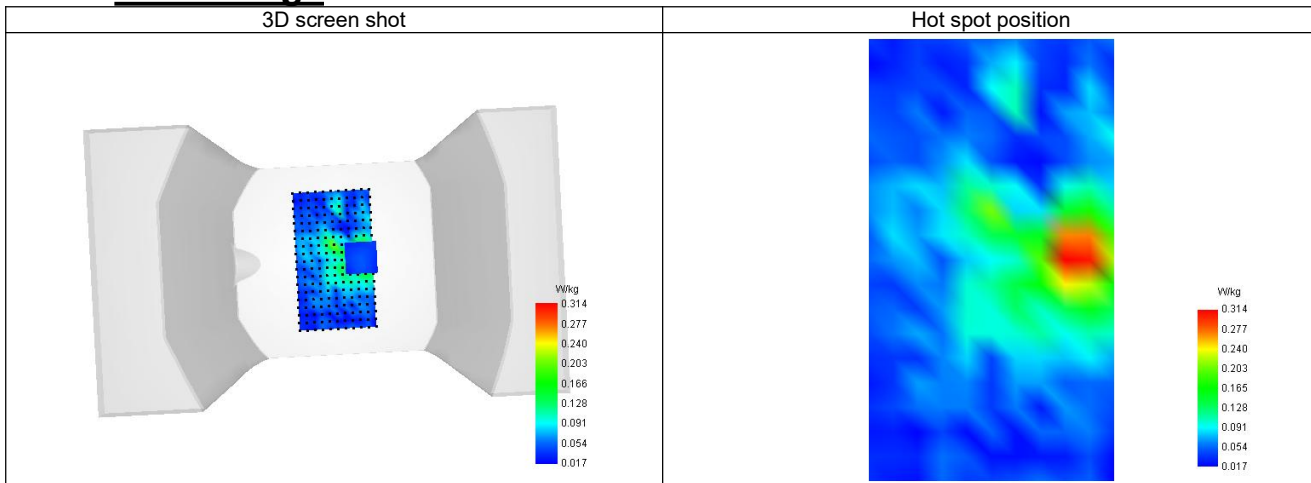
| | |
|---|----------|
| SAR 10g (W/Kg) | 0.164 |
| SAR 1g (W/Kg) | 0.311 |
| Variation (%) | -2.060 |
| Horizontal validation criteria: minimum distance (mm) | 0.000000 |
| Vertical validation criteria: SAR ratio M2/M1 (%) | 0.000000 |

E. Z Axis Scan

| | | | | | |
|------------|-------|-------|-------|-------|-------|
| Z (mm) | 0.00 | 4.00 | 9.00 | 14.00 | 19.00 |
| SAR (W/Kg) | 0.449 | 0.314 | 0.198 | 0.126 | 0.081 |



F. 3D Image



19-Body with back position in dist. 0mm on Channel 100 in IEEE 802.11n U-NII

SAR Measurement at IEEE 802.11n U-NII (Body, Validation Plane)

Date of measurement: 27/2/2024

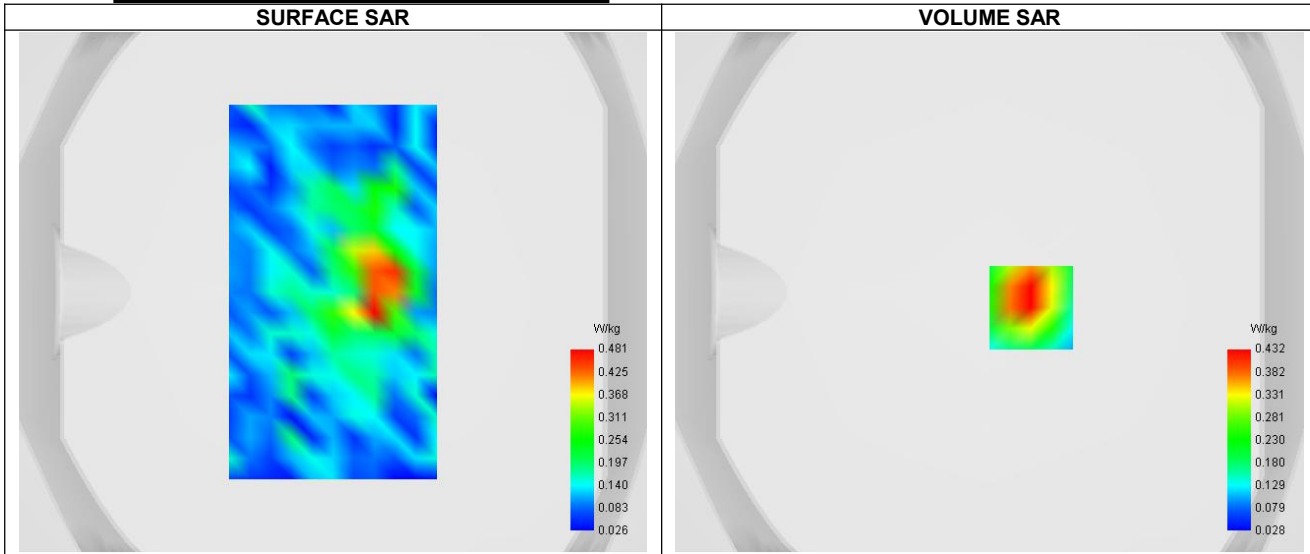
A. Experimental conditions.

| | |
|-----------------|--------------------------------------|
| Probe | SN 04/22 EPGO365 |
| ConvF | 2.12 |
| Area Scan | surf_sam_plan.txt |
| Zoom Scan | 7x7x12,dx=4mm dy=4mm dz=2mm,Complete |
| Phantom | Validation plane |
| Device Position | Body |
| Band | IEEE 802.11n U-NII |
| Channels | Lower (100) |
| Signal | IEEE 802.11 |

B. Permittivity

| | |
|--|----------|
| Frequency (MHz) | 5500.000 |
| Relative permittivity (real part) | 35.530 |
| Relative permittivity (imaginary part) | 16.370 |
| Conductivity (S/m) | 5.005 |

C. SAR Surface and Volume



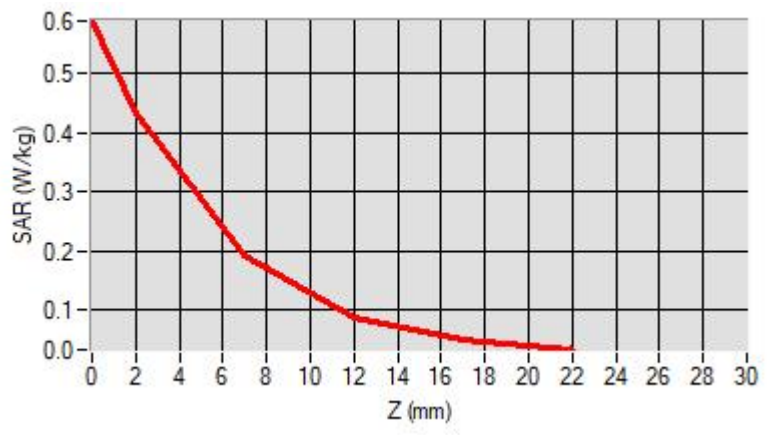
Maximum location: X=16.00, Y=-6.00 ; SAR Peak: 0.63 W/kg

D. SAR 1g & 10g

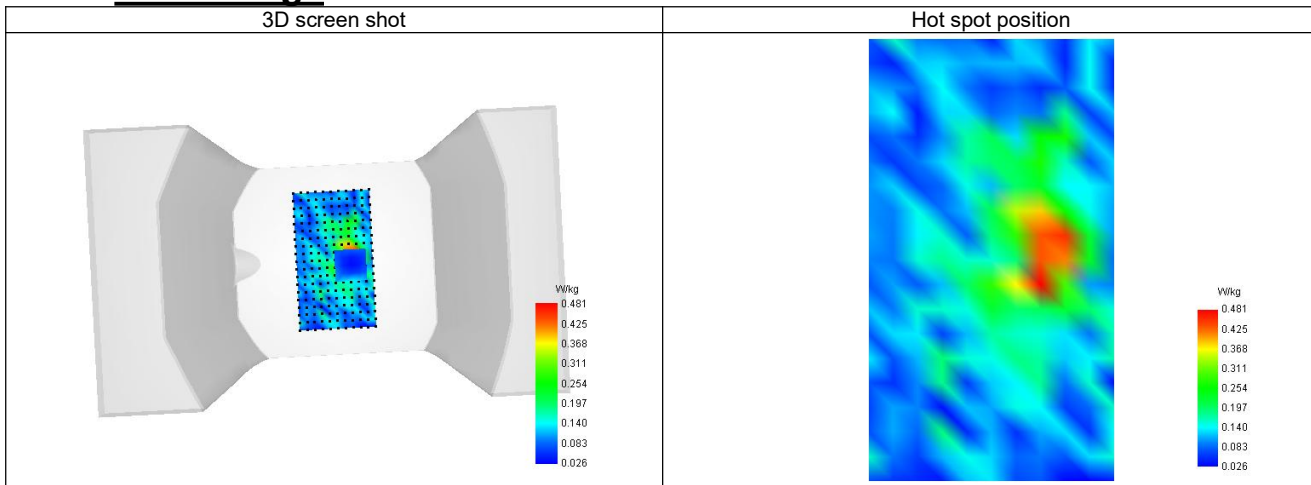
| | |
|---|----------|
| SAR 10g (W/Kg) | 0.170 |
| SAR 1g (W/Kg) | 0.316 |
| Variation (%) | -1.040 |
| Horizontal validation criteria: minimum distance (mm) | 0.000000 |
| Vertical validation criteria: SAR ratio M2/M1 (%) | 0.000000 |

E. Z Axis Scan

| | | | | | |
|------------|-------|-------|-------|-------|-------|
| Z (mm) | 0.00 | 2.00 | 7.00 | 12.00 | 17.00 |
| SAR (W/Kg) | 0.590 | 0.432 | 0.191 | 0.087 | 0.048 |



F. 3D Image



20-Body with back position in dist. 0mm on Channel 165 in IEEE 802.11a U-NII

SAR Measurement at IEEE 802.11a U-NII (Body, Validation Plane)

Date of measurement: 27/2/2024

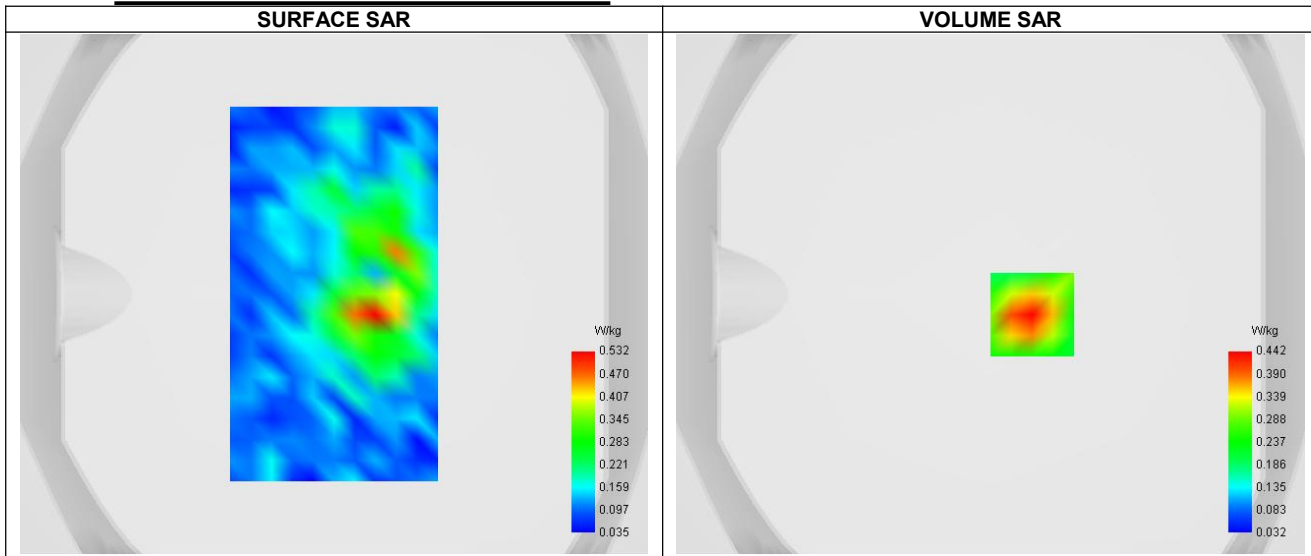
A. Experimental conditions.

| | |
|-----------------|--------------------------------------|
| Probe | SN 04/22 EPGO365 |
| ConvF | 2.04 |
| Area Scan | surf_sam_plan.txt |
| Zoom Scan | 7x7x12,dx=4mm dy=4mm dz=2mm,Complete |
| Phantom | Validation plane |
| Device Position | Body |
| Band | IEEE 802.11a U-NII |
| Channels | Higher (165) |
| Signal | IEEE 802.11 |

B. Permittivity

| | |
|--|----------|
| Frequency (MHz) | 5825.000 |
| Relative permittivity (real part) | 35.155 |
| Relative permittivity (imaginary part) | 16.488 |
| Conductivity (S/m) | 5.335 |

C. SAR Surface and Volume



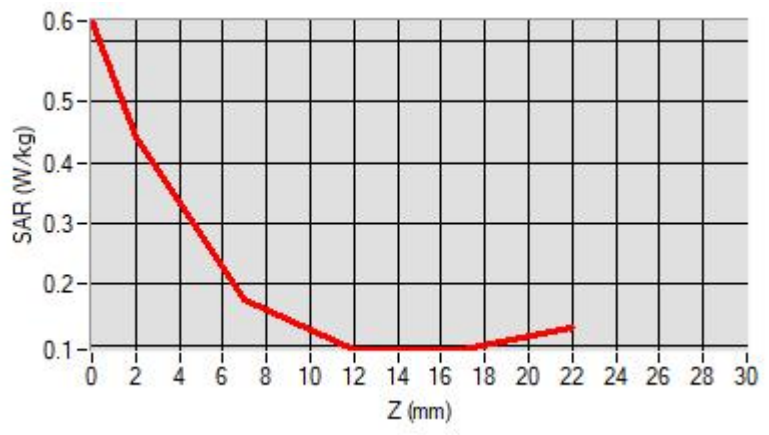
Maximum location: X=16.00, Y=-8.00 ; SAR Peak: 0.65 W/kg

D. SAR 1g & 10g

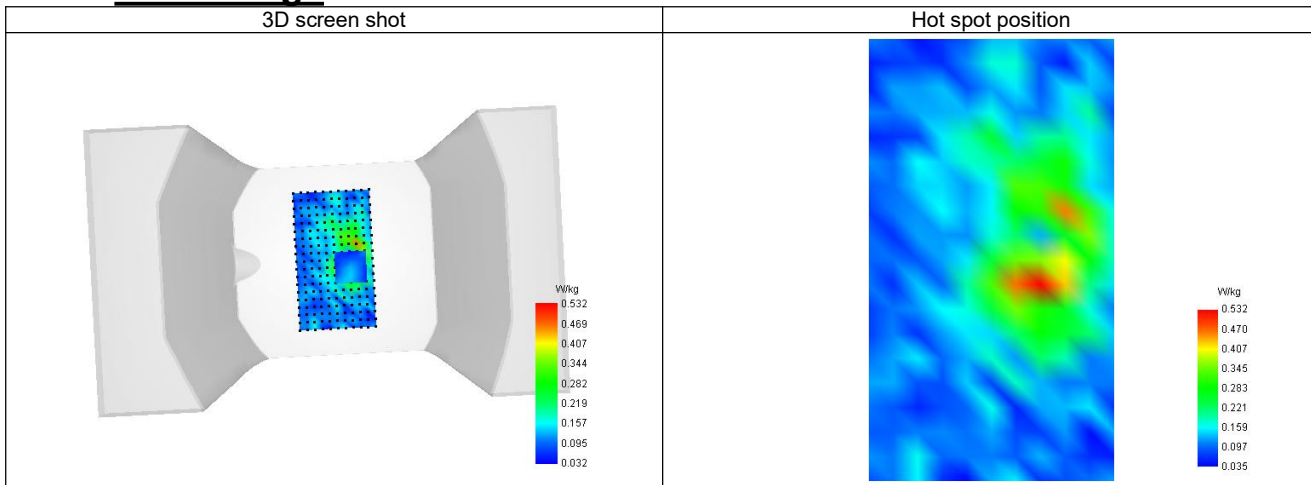
| | |
|---|----------|
| SAR 10g (W/Kg) | 0.180 |
| SAR 1g (W/Kg) | 0.313 |
| Variation (%) | 1.350 |
| Horizontal validation criteria: minimum distance (mm) | 0.000000 |
| Vertical validation criteria: SAR ratio M2/M1 (%) | 0.000000 |

E. Z Axis Scan

| | | | | | |
|------------|-------|-------|-------|-------|-------|
| Z (mm) | 0.00 | 2.00 | 7.00 | 12.00 | 17.00 |
| SAR (W/Kg) | 0.633 | 0.442 | 0.175 | 0.093 | 0.092 |




F. 3D Image



ANNEX D SAR Test Setup Photos

Reference Photo: simulation liquid depth 15cm




Test positions




Front (dist. 0mm)



Back (dist. 0mm)



Left (dist. 0mm)



Right (dist. 0mm)



Top (dist. 0mm)

ANNEX E EUT External and Internal Photos

Please refer to RF Report.

ANNEX F Calibration Information

Please refer to the document "Calibration.pdf".



BTF Testing Lab (Shenzhen) Co., Ltd.

F101, 201 and 301, Building 1, Block 2, Tantou Industrial Park, Tantou Community, Songgang Street,
Bao'an District, Shenzhen, China

www.btf-lab.com

--END OF REPORT--