

Appendix E.4: Maximum conducted output power

Test Result

Test Mode	Antenna	Frequency [MHz]	Channel Power [dBm]	Duty Cycle [%]	DC Factor [dBm]	Result [dBm]	Limit [dBm]	Verdict
11A	Ant1	5260	12.23	80.95	0.92	13.15	≤23.98	PASS
		5280	11.72	85.71	0.67	12.39	≤23.98	PASS
		5320	9.80	85.71	0.67	10.47	≤23.98	PASS
11N20SI SO	Ant1	5260	15.98	94.59	0.24	16.22	≤23.98	PASS
		5280	15.42	95.95	0.18	15.60	≤23.98	PASS
		5320	13.47	94.59	0.24	13.71	≤23.98	PASS
11N40SI SO	Ant1	5270	10.51	69.38	1.59	12.10	≤23.98	PASS
		5310	8.56	69.23	1.60	10.16	≤23.98	PASS
11AC20 SISO	Ant1	5260	12.37	80.95	0.92	13.29	≤23.98	PASS
		5280	11.95	80.95	0.92	12.87	≤23.98	PASS
		5320	9.88	80.00	0.97	10.85	≤23.98	PASS
11AC40 SISO	Ant1	5270	10.49	69.52	1.58	12.07	≤23.98	PASS
		5310	8.53	69.52	1.58	10.11	≤23.98	PASS
11AC80 SISO	Ant1	5290	7.89	48.29	3.16	11.05	≤23.98	PASS
11AX20 SISO	Ant1	5260	12.49	80.00	0.97	13.46	≤23.98	PASS
		5280	12.03	78.95	1.03	13.06	≤23.98	PASS
		5320	9.97	78.95	1.03	11.00	≤23.98	PASS
11AX40 SISO	Ant1	5270	10.07	56.80	2.46	12.53	≤23.98	PASS
		5310	7.85	56.80	2.46	10.31	≤23.98	PASS
11AX80 SISO	Ant1	5290	8.34	50.52	2.97	11.31	≤23.98	PASS

Note: The Duty Cycle Factor is compensated in the graph.

Appendix E.5: Maximum power spectral density

Test Result

Test Mode	Antenna	Frequency[MHz]	Result [dBm/MHz]	Limit[dBm/MHz]	Verdict
11A	Ant1	5260	2.45	≤11.00	PASS
		5280	1.65	≤11.00	PASS
		5320	-0.21	≤11.00	PASS
11N20SISO	Ant1	5260	5.15	≤11.00	PASS
		5280	4.64	≤11.00	PASS
		5320	2.84	≤11.00	PASS
11N40SISO	Ant1	5270	-0.62	≤11.00	PASS
		5310	-2.58	≤11.00	PASS
11AC20SISO	Ant1	5260	2.33	≤11.00	PASS
		5280	1.8	≤11.00	PASS
		5320	-0.13	≤11.00	PASS
11AC40SISO	Ant1	5270	-0.66	≤11.00	PASS
		5310	-2.57	≤11.00	PASS
11AC80SISO	Ant1	5290	-4.83	≤11.00	PASS
11AX20SISO	Ant1	5260	2.15	≤11.00	PASS
		5280	1.7	≤11.00	PASS
		5320	-0.27	≤11.00	PASS
11AX40SISO	Ant1	5270	-1.84	≤11.00	PASS
		5310	-3.88	≤11.00	PASS
11AX80SISO	Ant1	5290	-5.53	≤11.00	PASS

Note: 1.The Result and Limit Unit is dBm/500 kHz in the band 5.725–5.85 GHz.
2.The Duty Cycle Factor and RBW Factor is compensated in the graph.

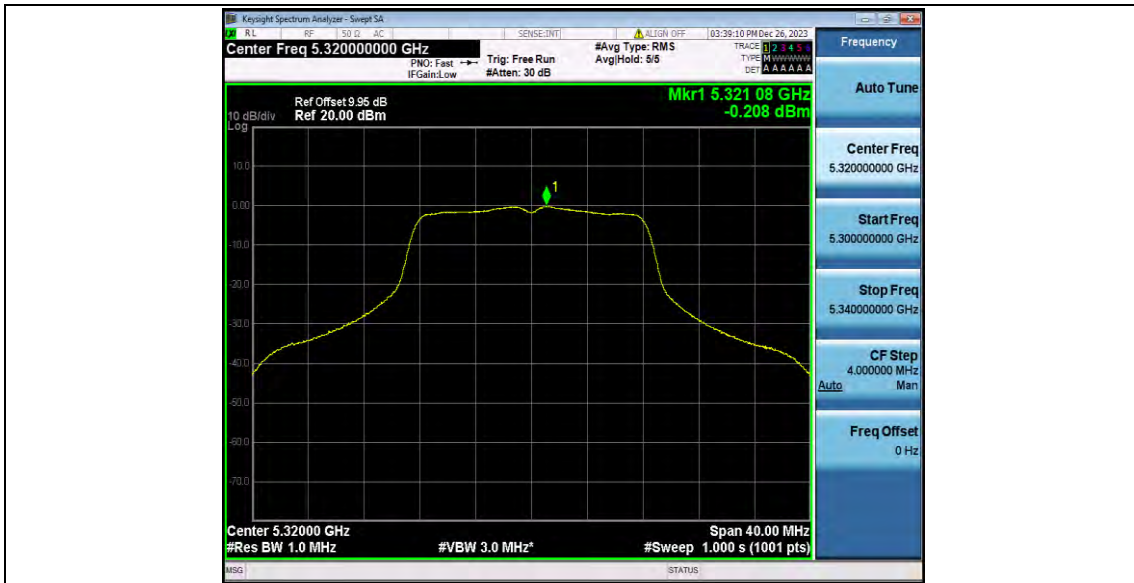
Test Graphs



11A_Ant1_5260



11A_Ant1_5280



11A_Ant1_5320



11N20SISO_Ant1_5260



11N20SISO_Ant1_5280



11N20SISO_Ant1_5320



11N40SISO_Ant1_5270



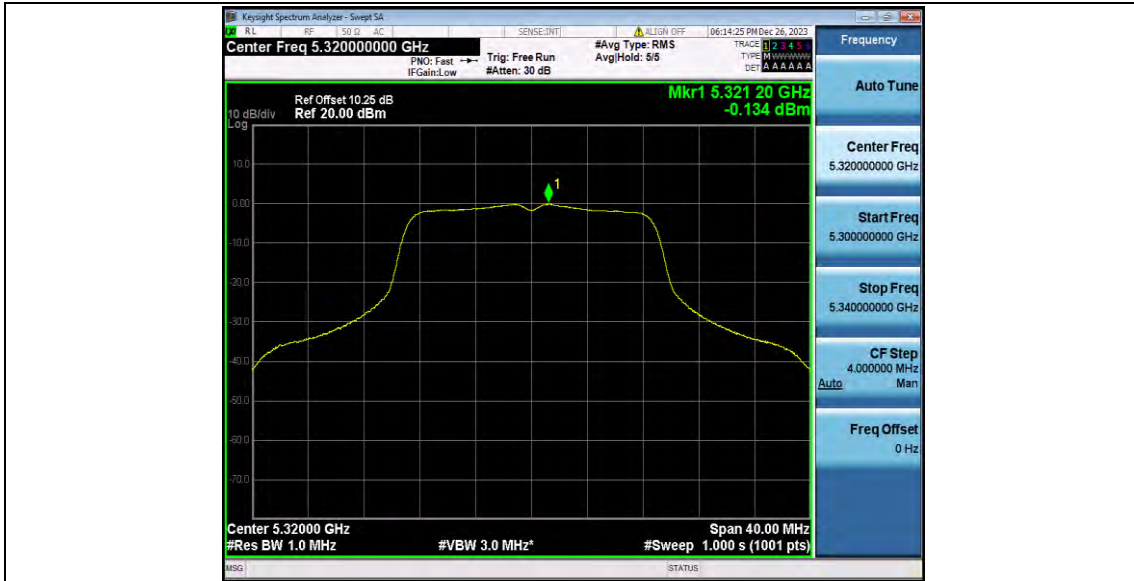
11N40SISO_Ant1_5310



11AC20SISO_Ant1_5260



11AC20SISO_Ant1_5280



11AC20SISO_Ant1_5320



11AC40SISO_Ant1_5270



11AC40SISO_Ant1_5310



11AC80SISO_Ant1_5290



11AX20SISO_Ant1_5260



11AX20SISO_Ant1_5280



11AX20SISO_Ant1_5320



11AX40SISO_Ant1_5270



11AX40SISO_Ant1_5310



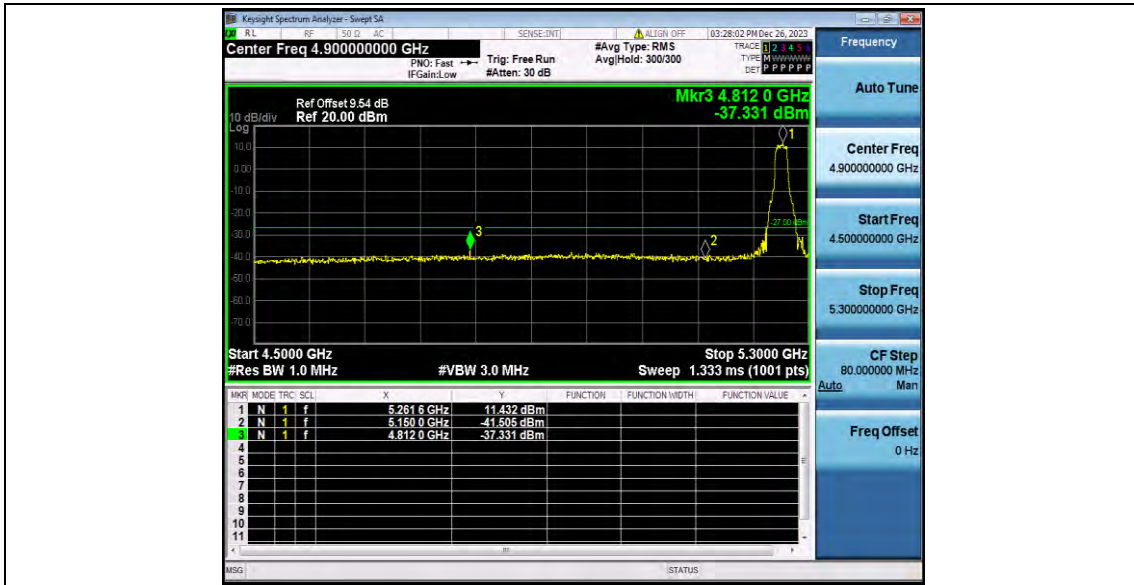
11AX80SISO_Ant1_5290

Appendix E.6: Band edge measurements

Test Result B2

Test Mode	Antenna	ChName	Frequency[MHz]	Result[dBm]	Limit[dBm]	Verdict
11A	Ant1	Low	5260	-37.33	≤ -27	PASS
		High	5320	-38.33	≤ -27	PASS
11N20SISO	Ant1	Low	5260	-37.11	≤ -27	PASS
		High	5320	-31.68	≤ -27	PASS
11N40SISO	Ant1	Low	5270	-38.39	≤ -27	PASS
		High	5310	-38.05	≤ -27	PASS
11AC20SISO	Ant1	Low	5260	-36.89	≤ -27	PASS
		High	5320	-38.32	≤ -27	PASS
11AC40SISO	Ant1	Low	5270	-37.53	≤ -27	PASS
		High	5310	-37.72	≤ -27	PASS
11AC80SISO	Ant1	Low	5290	-38.41	≤ -27	PASS
		High	5290	-34.15	≤ -27	PASS
11AX20SISO	Ant1	Low	5260	-37.49	≤ -27	PASS
		High	5320	-37.75	≤ -27	PASS
11AX40SISO	Ant1	Low	5270	-37.66	≤ -27	PASS
		High	5310	-36.45	≤ -27	PASS
11AX80SISO	Ant1	Low	5290	-37.35	≤ -27	PASS
		High	5290	-30.94	≤ -27	PASS

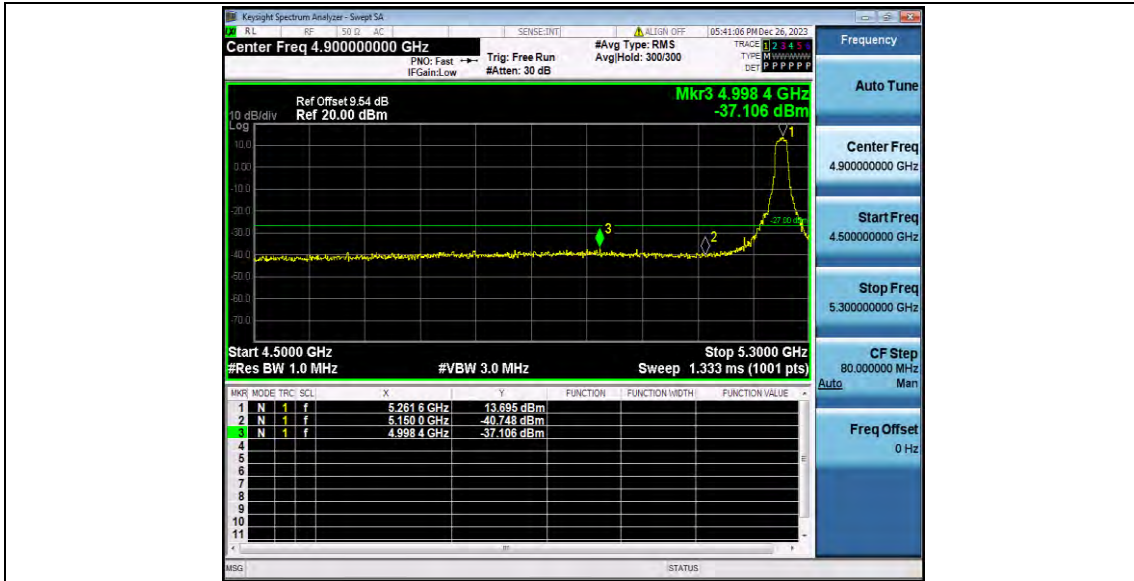
Test Graphs B2



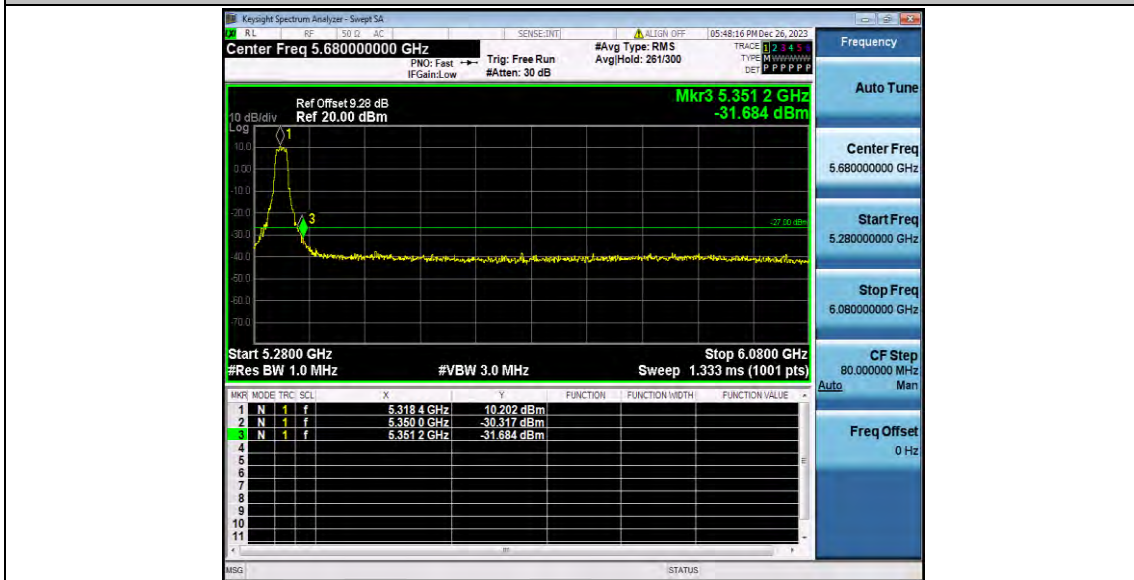
11A_Ant1_Low_5260



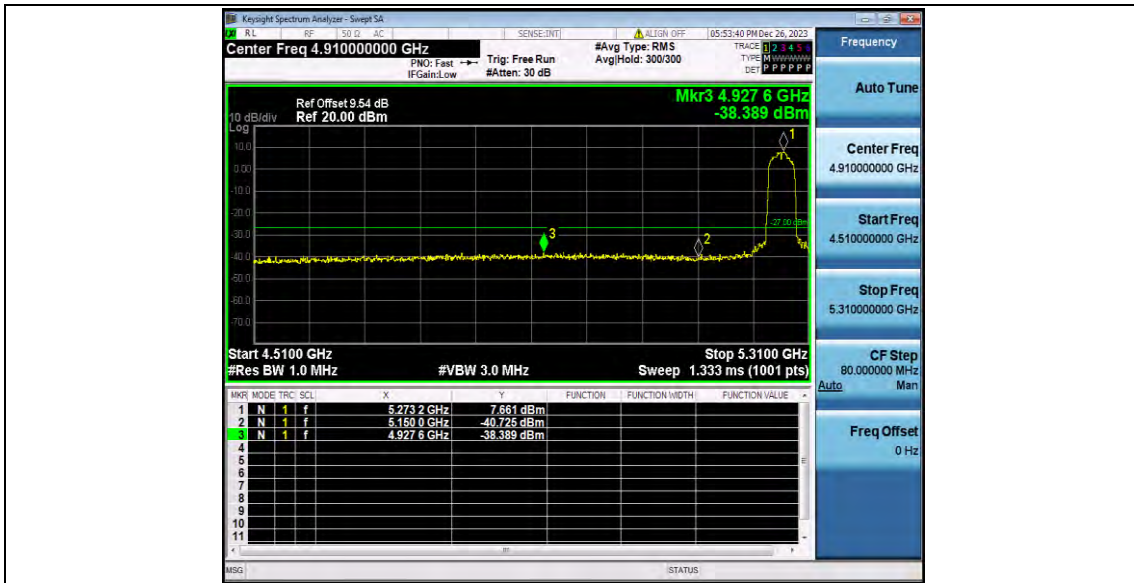
11A_Ant1_High_5320



11N20SISO_Ant1_Low_5260



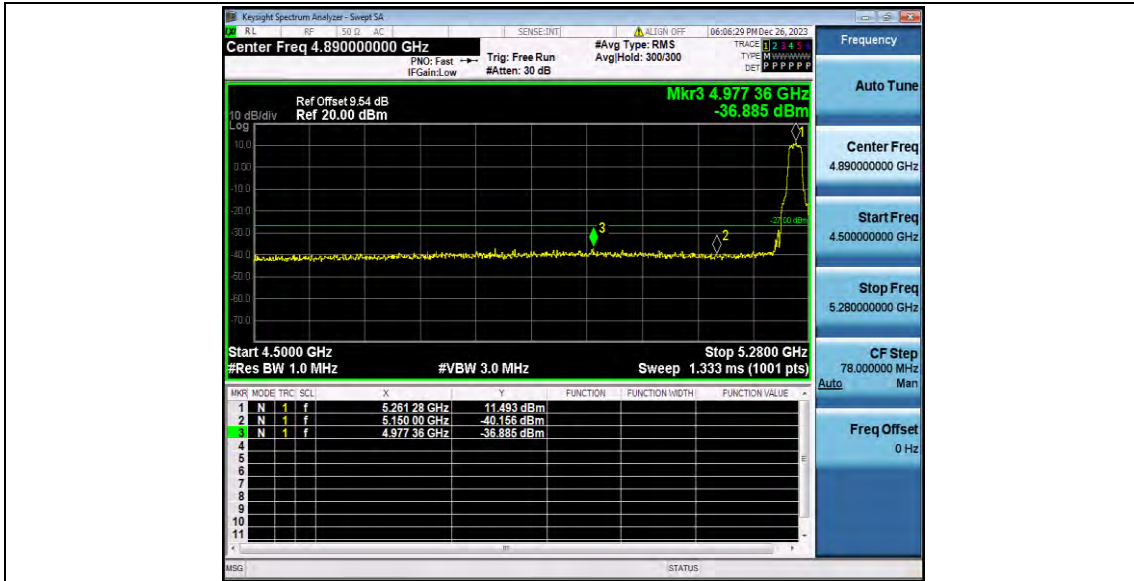
11N20SISO_Ant1_High_5320



11N40SISO_Ant1_Low_5270



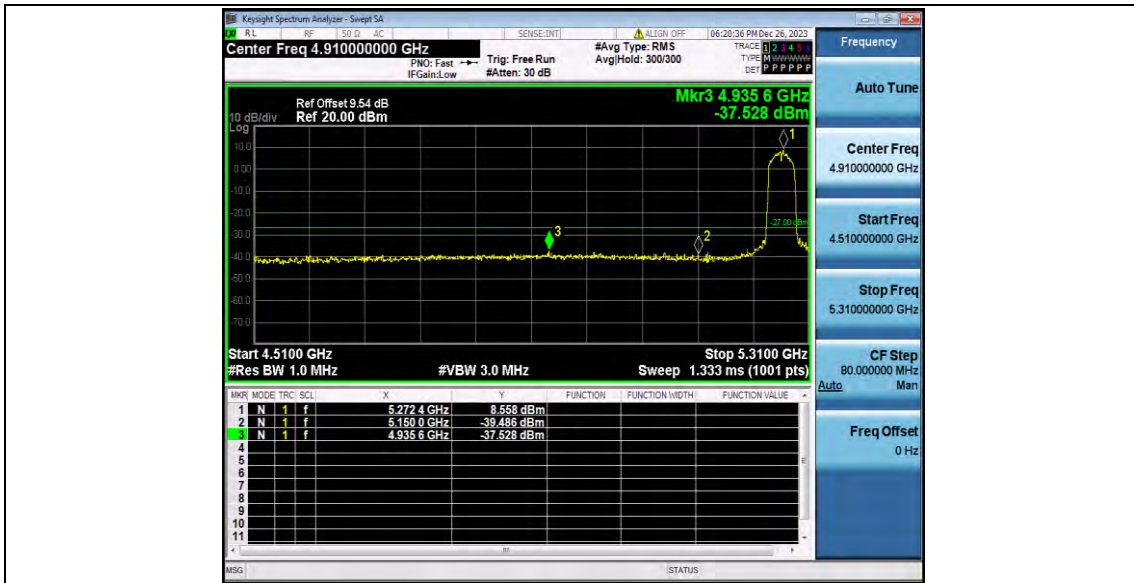
11N40SISO_Ant1_High_5310



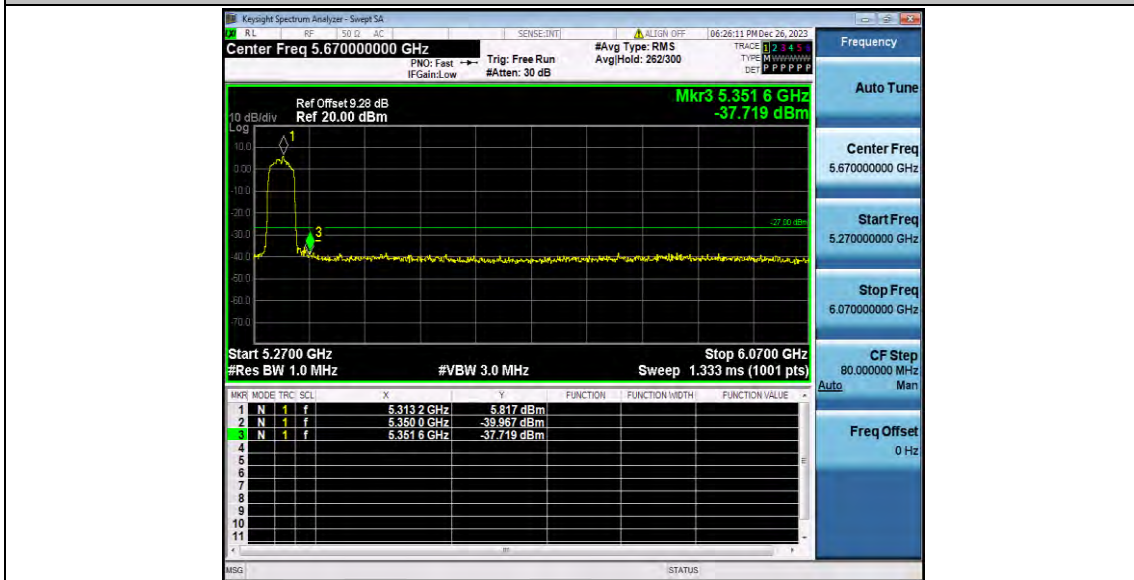
11AC20SISO_Ant1_Low_5260



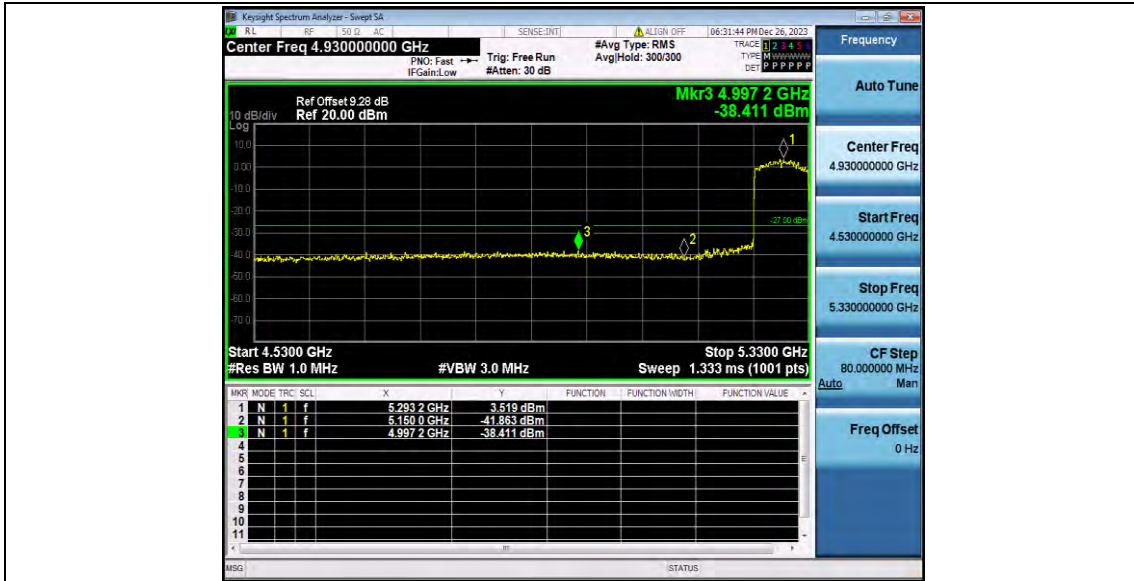
11AC20SISO_Ant1_High_5320



11AC40SISO_Ant1_Low_5270



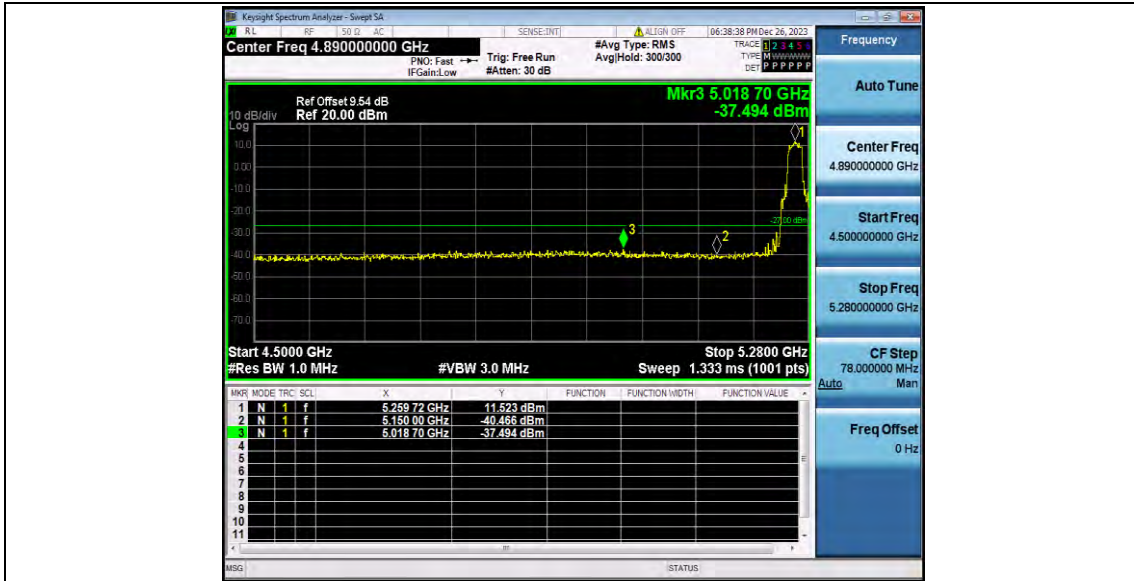
11AC40SISO_Ant1_High_5310



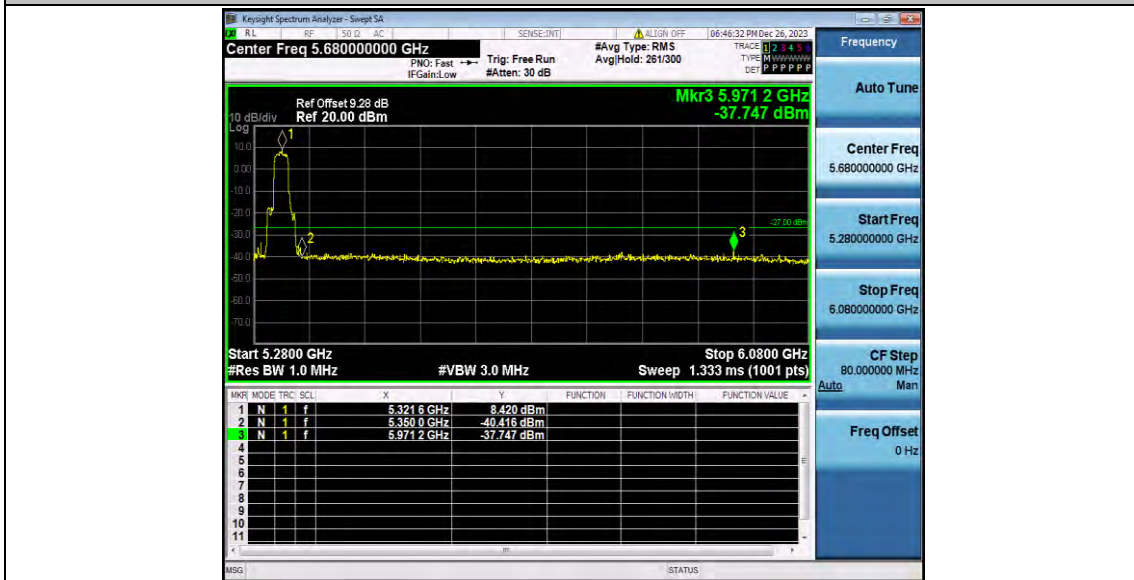
11AC80SISO_Ant1_Low_5290



11AC80SISO_Ant1_High_5290



11AX20SISO_Ant1_Low_5260



11AX20SISO_Ant1_High_5320



11AX40SISO_Ant1_Low_5270



11AX40SISO_Ant1_High_5310



11AX80SISO_Ant1_Low_5290



11AX80SISO_Ant1_High_5290

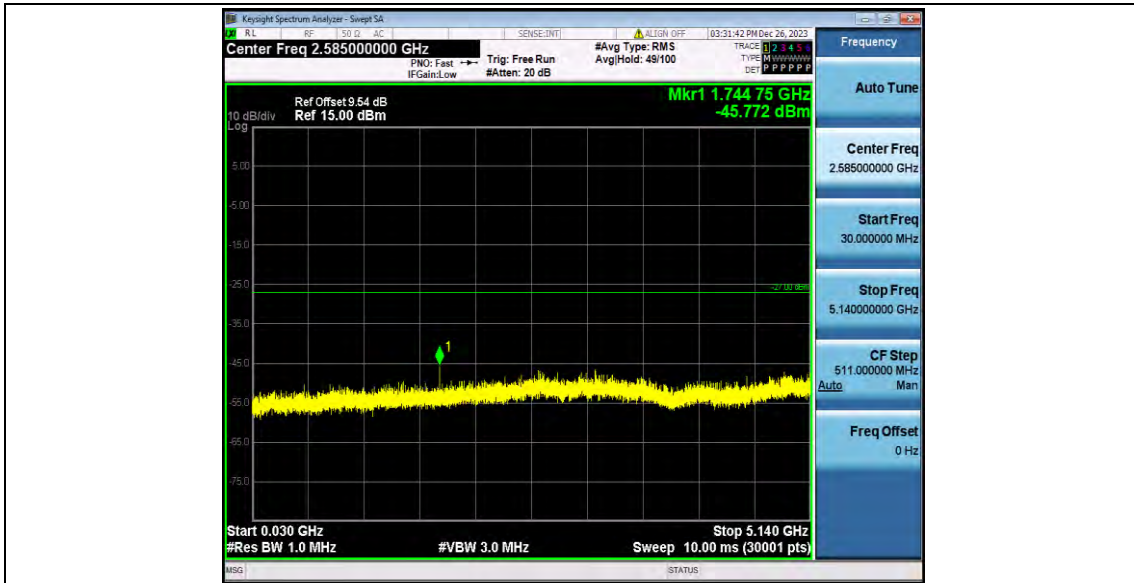
Appendix E.7: Conducted Spurious Emission

Test Result

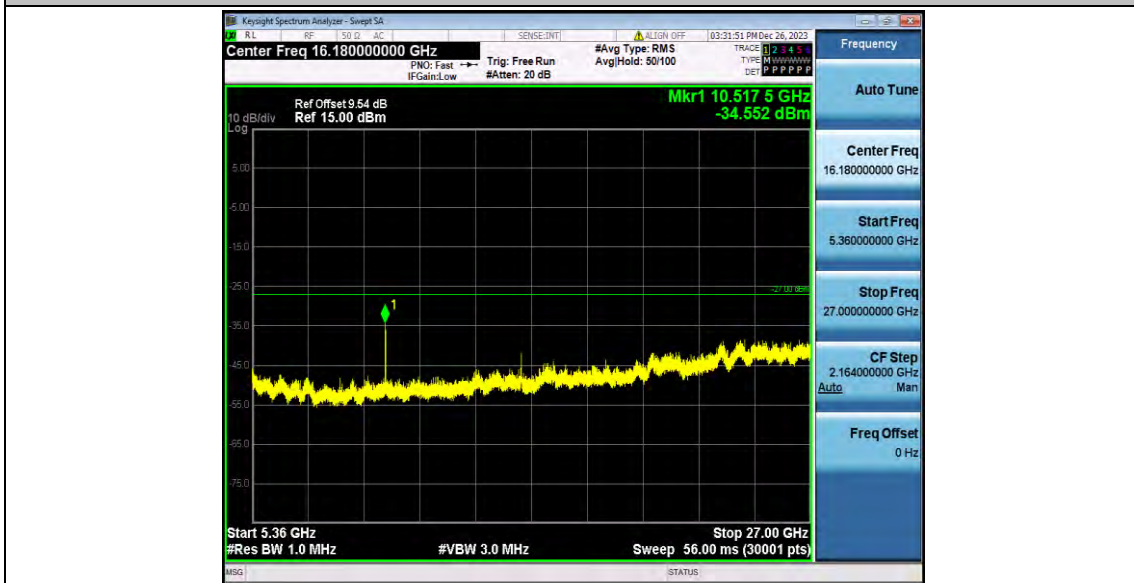
Test Mode	Antenna	Frequency[MHz]	FreqRange [MHz]	Max. Fre [MHz]	Max. Level [dBm]	Limit [dBm]	Verdict
11A	Ant1	5260	30~5140	1744.75	-45.77	≤-27	PASS
			5360~40000	10517.53	-34.55	≤-27	PASS
		5280	30~5140	4945.82	-46.54	≤-27	PASS
			5360~40000	10560.09	-34.09	≤-27	PASS
		5320	30~5140	4825.56	-47.41	≤-27	PASS
			5360~40000	24231.52	-38.37	≤-27	PASS
11N20SISO	Ant1	5260	30~5140	5066.25	-46.66	≤-27	PASS
			5360~40000	10522.58	-33.97	≤-27	PASS
		5280	30~5140	3279.28	-47.23	≤-27	PASS
			5360~40000	10556.49	-33.29	≤-27	PASS
		5320	30~5140	4987.04	-47.08	≤-27	PASS
			5360~40000	10638.72	-37.71	≤-27	PASS
11N40SISO	Ant1	5270	30~5140	4966.43	-46.13	≤-27	PASS
			5360~40000	10536.29	-36.68	≤-27	PASS
		5310	30~5140	2334.95	-47.13	≤-27	PASS
			5360~40000	26691.27	-38.53	≤-27	PASS
11AC20SISO	Ant1	5260	30~5140	2672.89	-46.67	≤-27	PASS
			5360~40000	10518.98	-35.5	≤-27	PASS
		5280	30~5140	3372.11	-47.12	≤-27	PASS
			5360~40000	10555.04	-35.57	≤-27	PASS
		5320	30~5140	3380.12	-47.7	≤-27	PASS
			5360~40000	24791.28	-38.39	≤-27	PASS
11AC40SISO	Ant1	5270	30~5140	2658.92	-47.17	≤-27	PASS
			5360~40000	10537.01	-37.33	≤-27	PASS
		5310	30~5140	2656.03	-46.88	≤-27	PASS
			5360~40000	24205.55	-38.09	≤-27	PASS
11AC80SISO	Ant1	5290	30~5140	4918.74	-47.1	≤-27	PASS
			5360~40000	5362.16	-36.9	≤-27	PASS
11AX20SISO	Ant1	5260	30~5140	3158.68	-46.04	≤-27	PASS
			5360~40000	10519.7	-35.95	≤-27	PASS
		5280	30~5140	3416.91	-47.01	≤-27	PASS
			5360~40000	10554.32	-34.96	≤-27	PASS
		5320	30~5140	3037.06	-46.61	≤-27	PASS
			5360~40000	24155.78	-38.67	≤-27	PASS
11AX40SISO	Ant1	5270	30~5140	5123.14	-46.43	≤-27	PASS
			5360~40000	10546.39	-37.94	≤-27	PASS

		5310	30~5140	4983.63	-46.95	≤ -27	PASS
			5360~40000	24794.16	-38.31	≤ -27	PASS
11AX80SISO	Ant1	5290	30~5140	4966.6	-47.34	≤ -27	PASS
			5360~40000	5372.98	-34	≤ -27	PASS

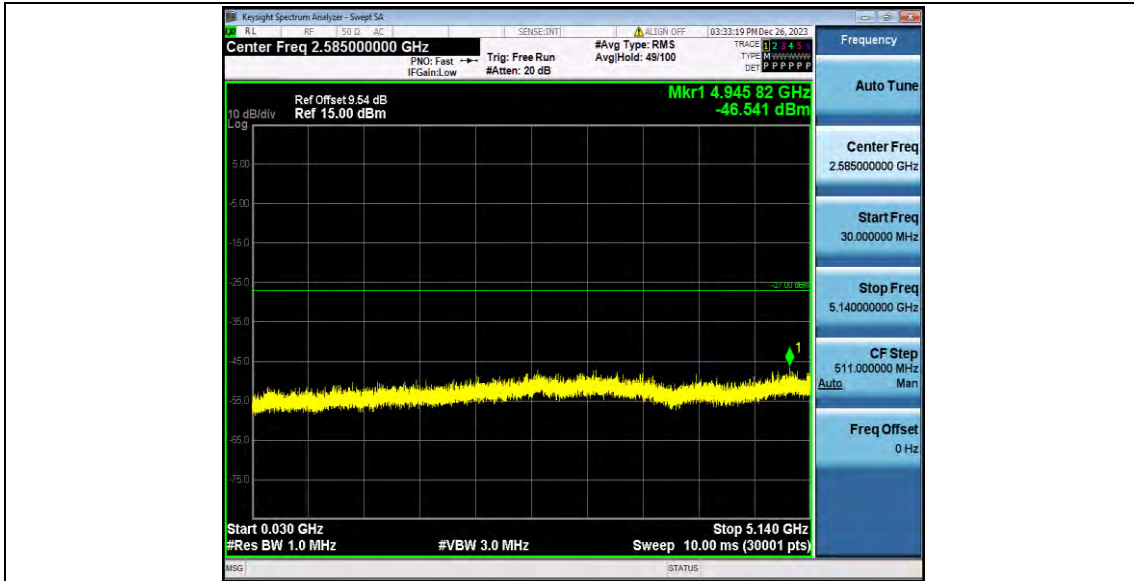
Test Graphs



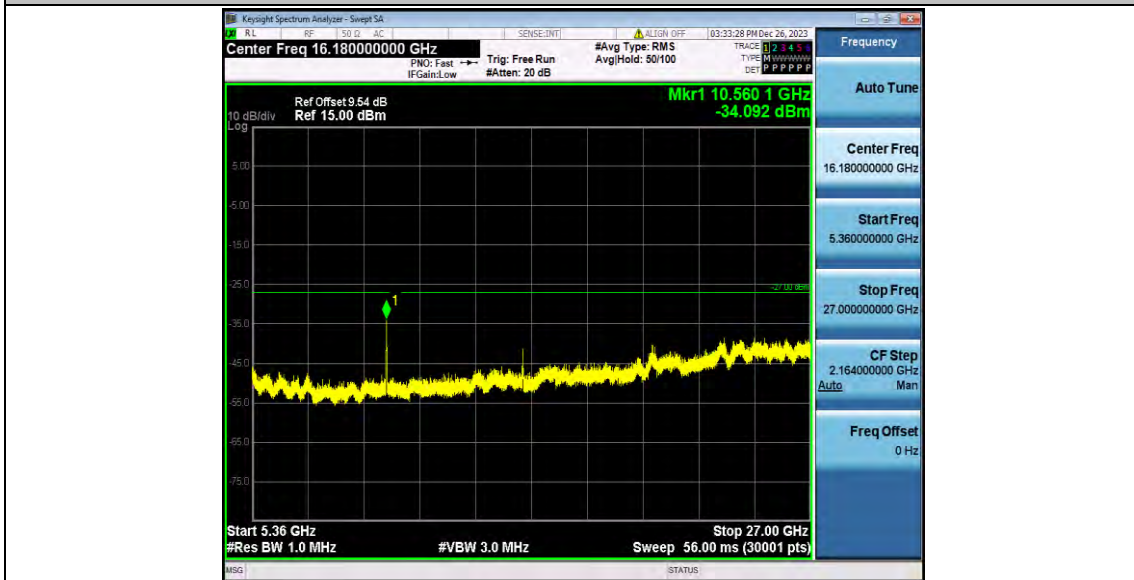
11A_Ant1_5260_30~5140



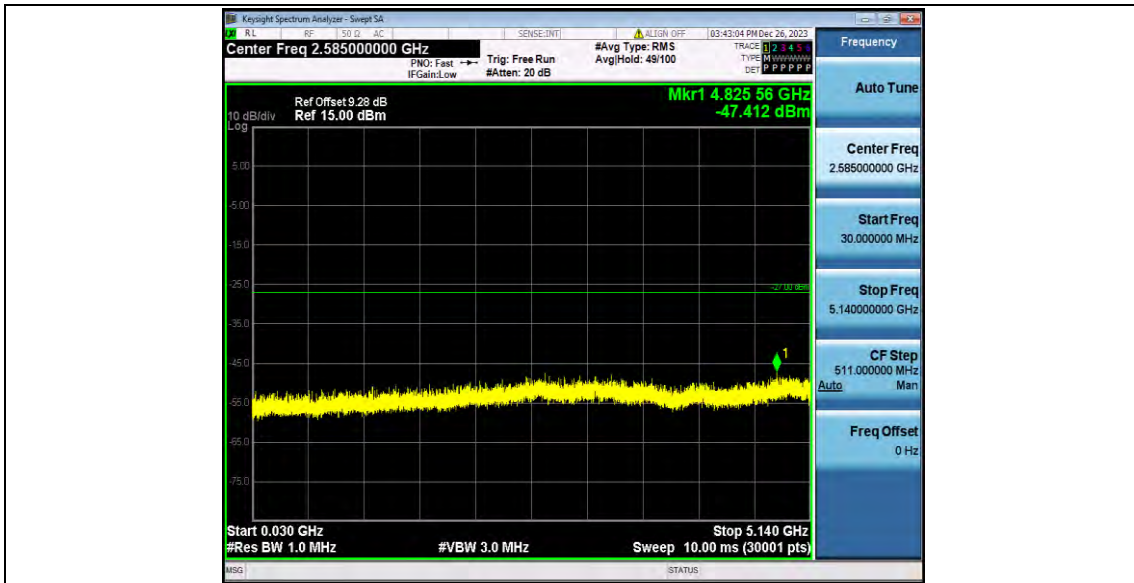
11A_Ant1_5260_5360~40000



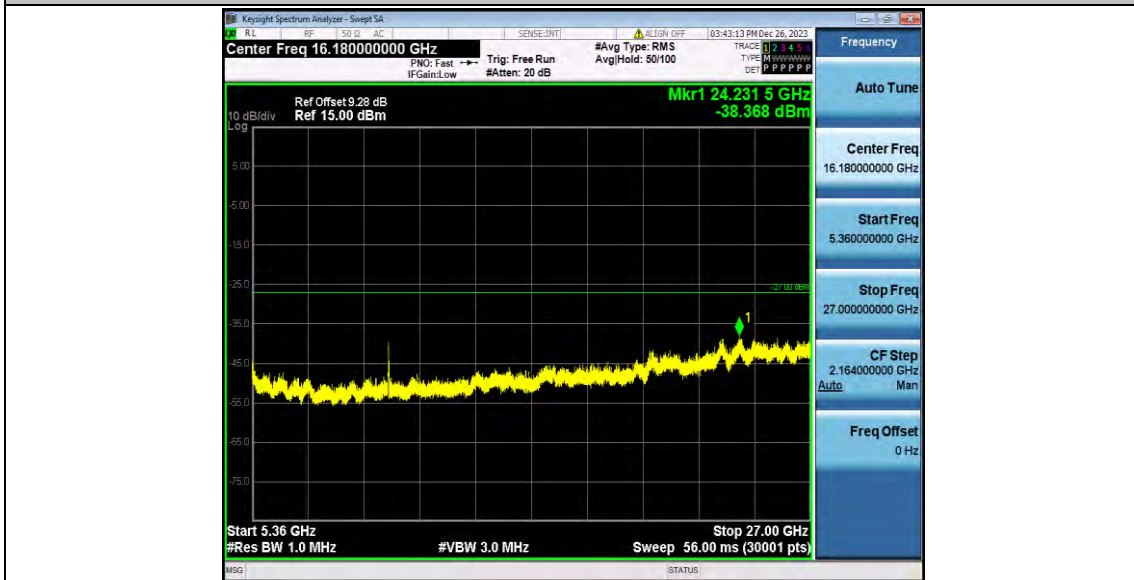
11A_Ant1_5280_30~5140



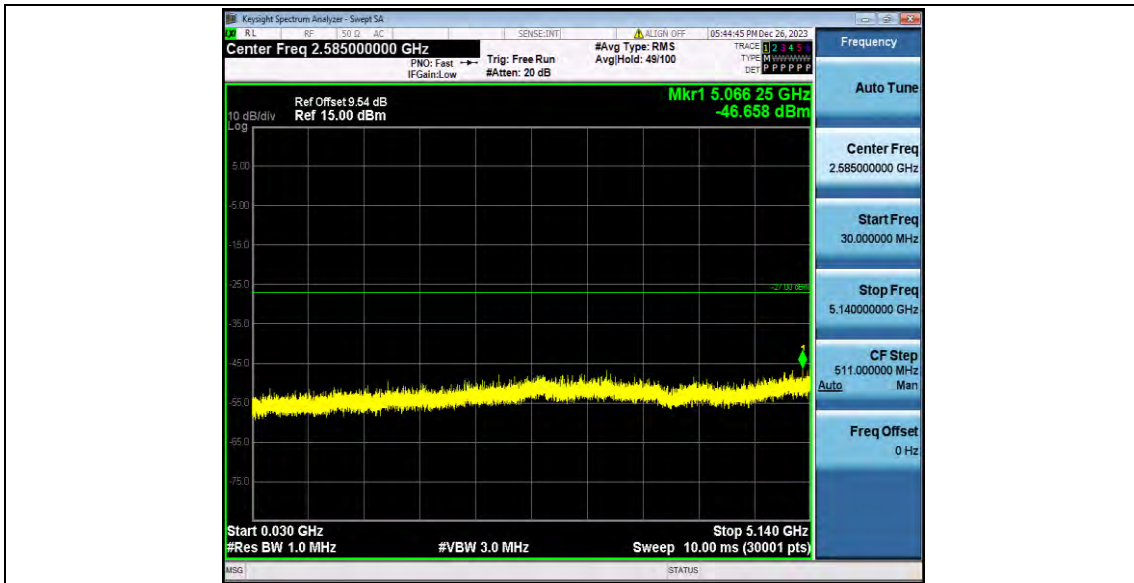
11A_Ant1_5280_5360~40000



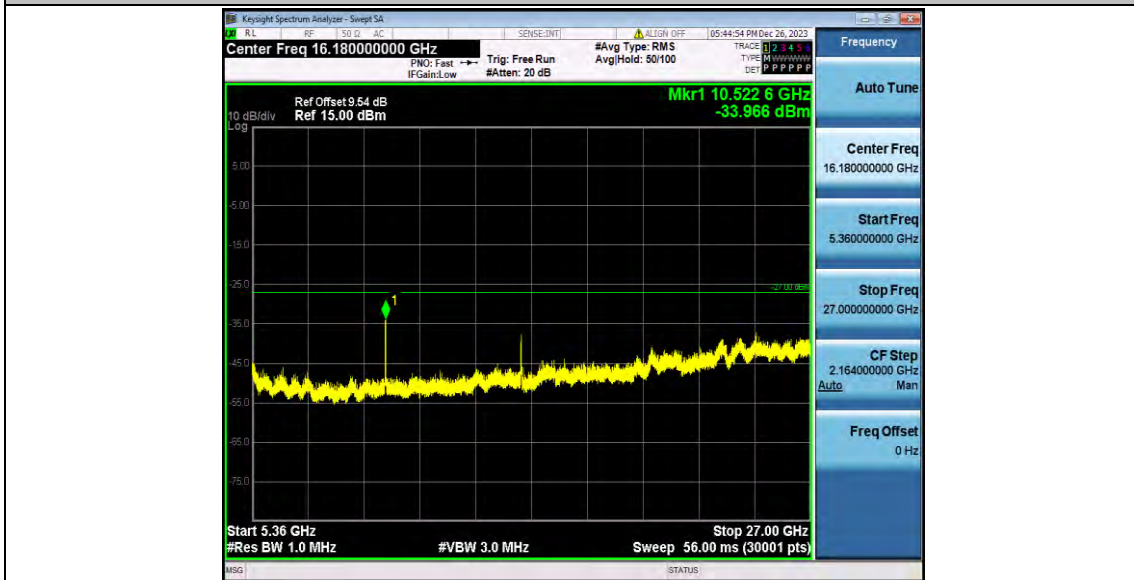
11A_Ant1_5320_30~5140



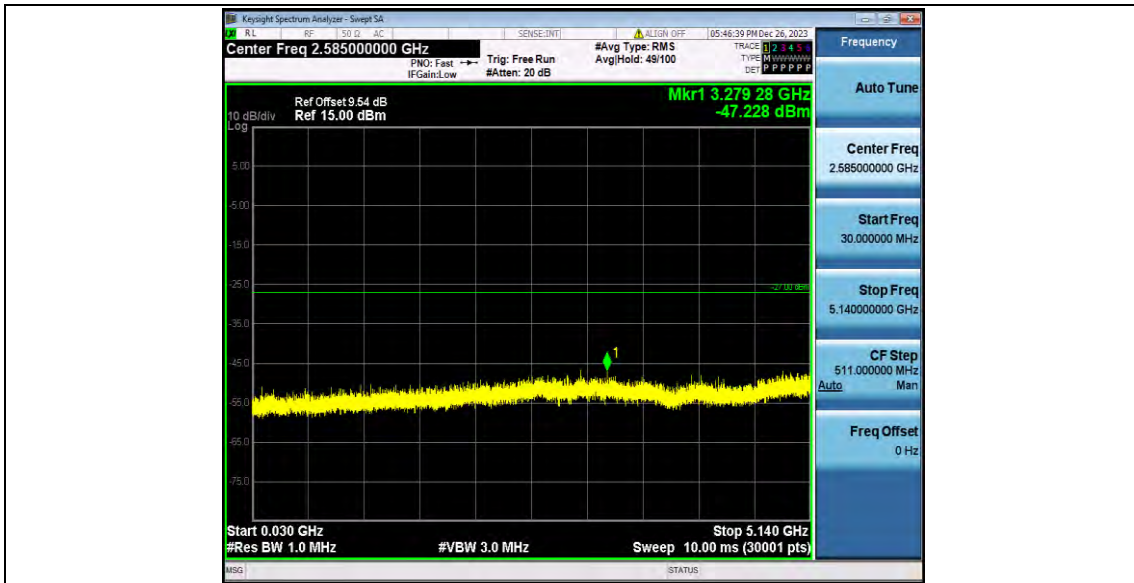
11A_Ant1_5320_5360~40000



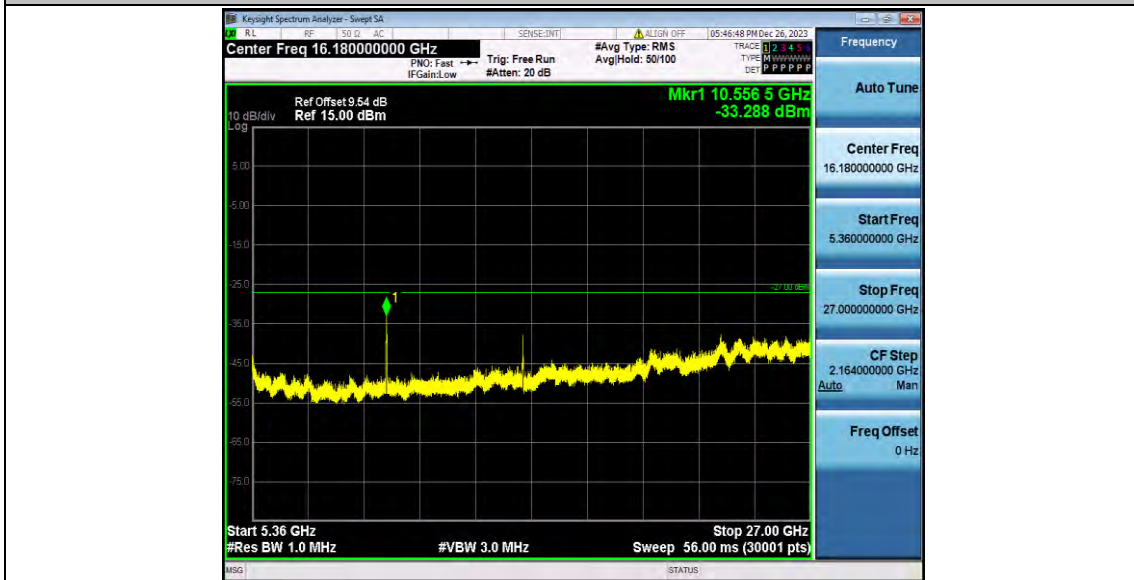
11N20SISO_Ant1_5260_30~5140



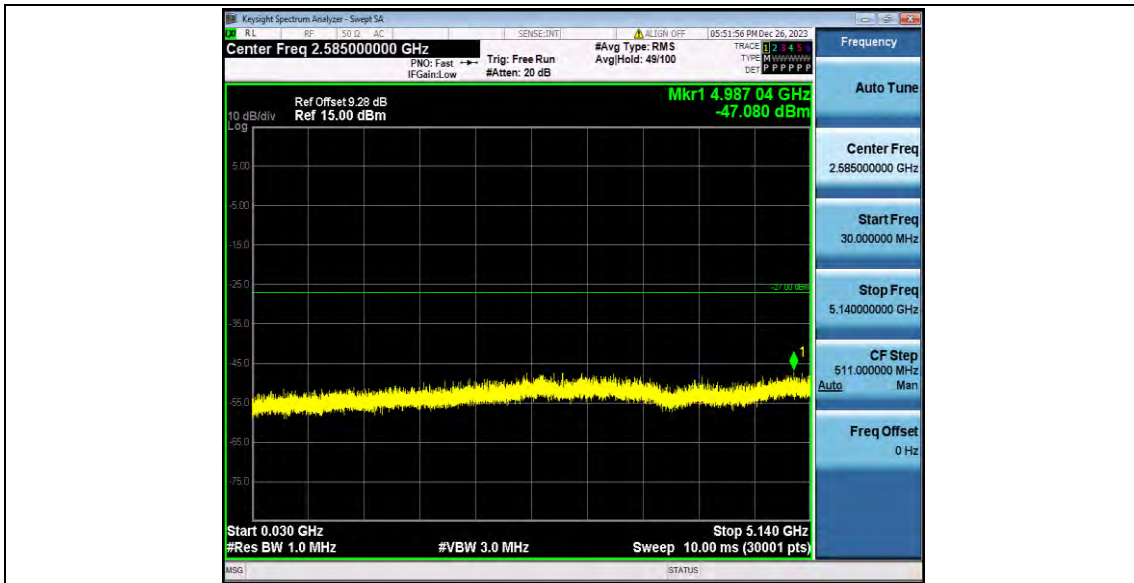
11N20SISO_Ant1_5260_5360~40000



11N20SISO_Ant1_5280_30~5140



11N20SISO_Ant1_5280_5360~40000



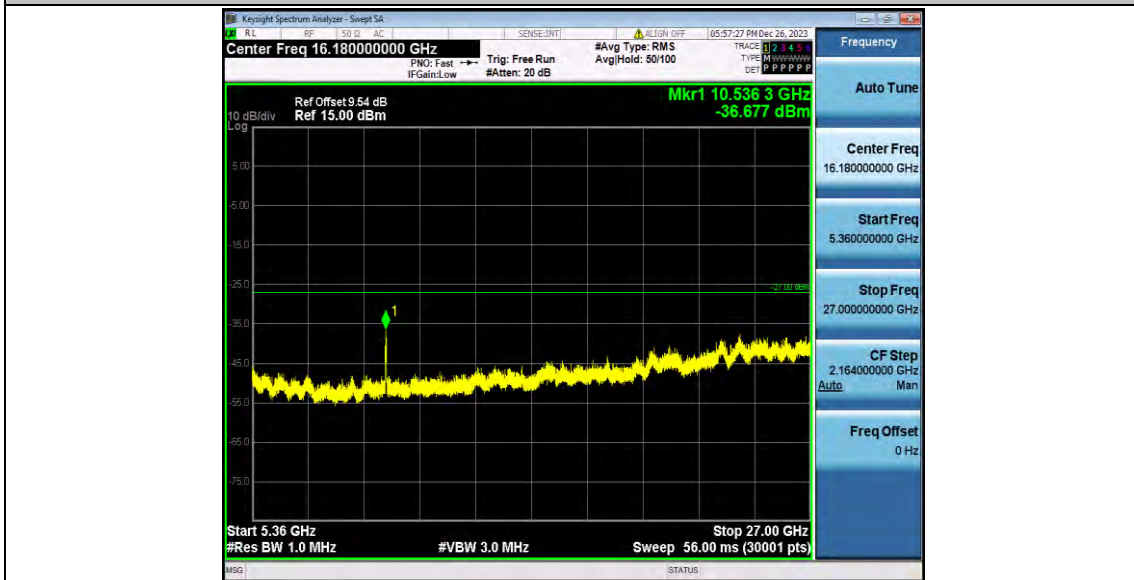
11N20SISO_Ant1_5320_30~5140



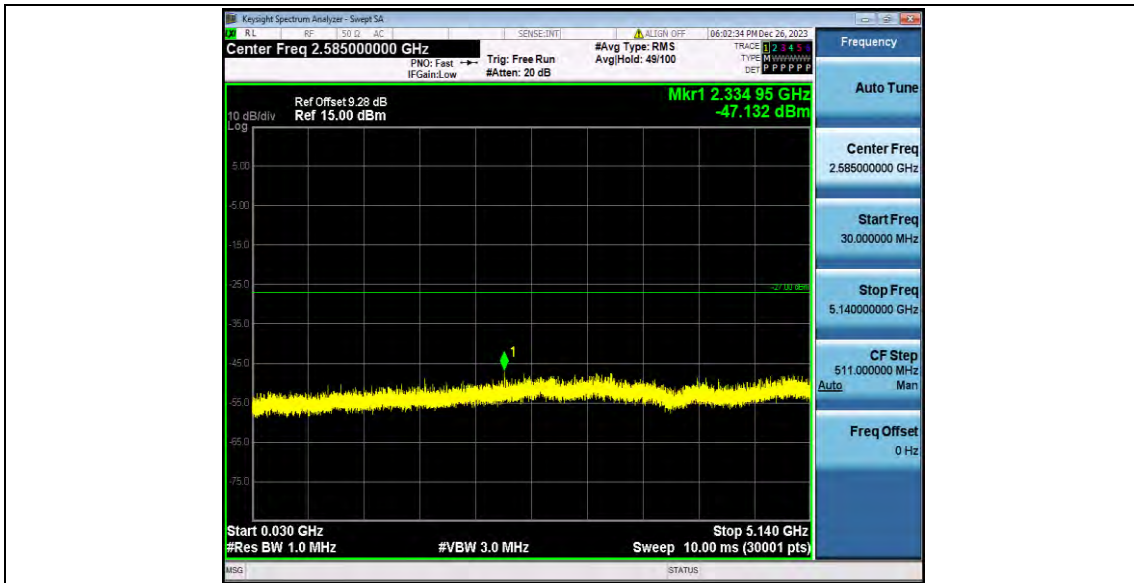
11N20SISO_Ant1_5320_5360~40000



11N40SISO_Ant1_5270_30~5140



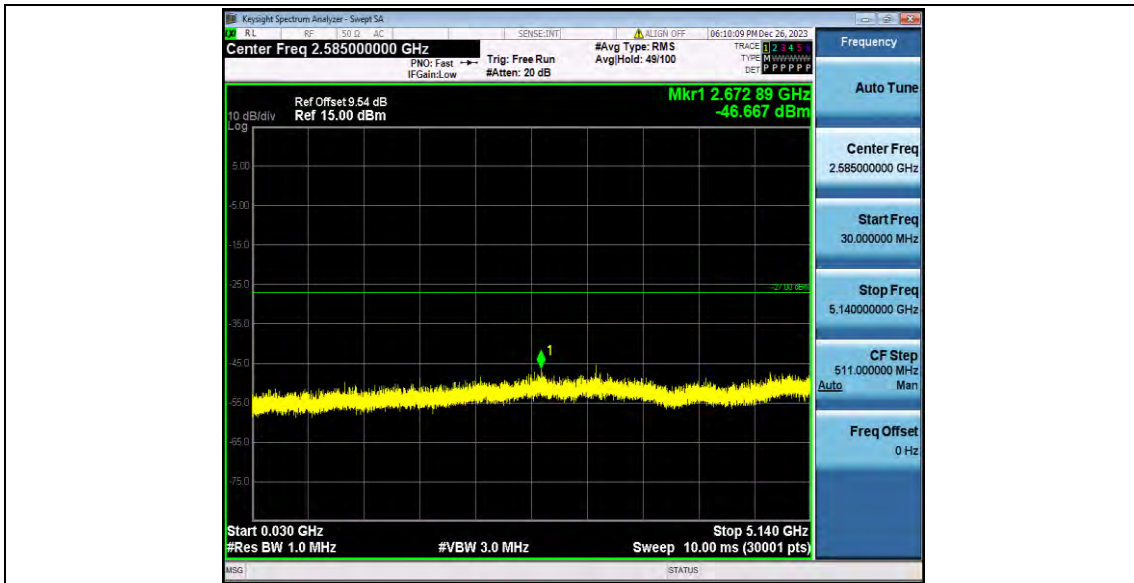
11N40SISO_Ant1_5270_5360~40000



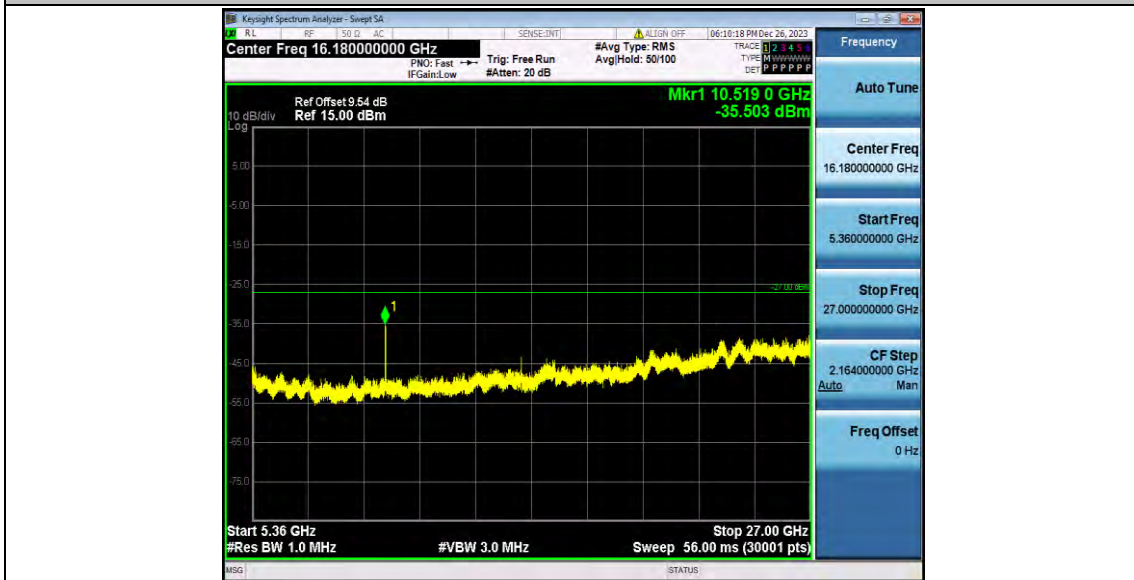
11N40SISO_Ant1_5310_30~5140



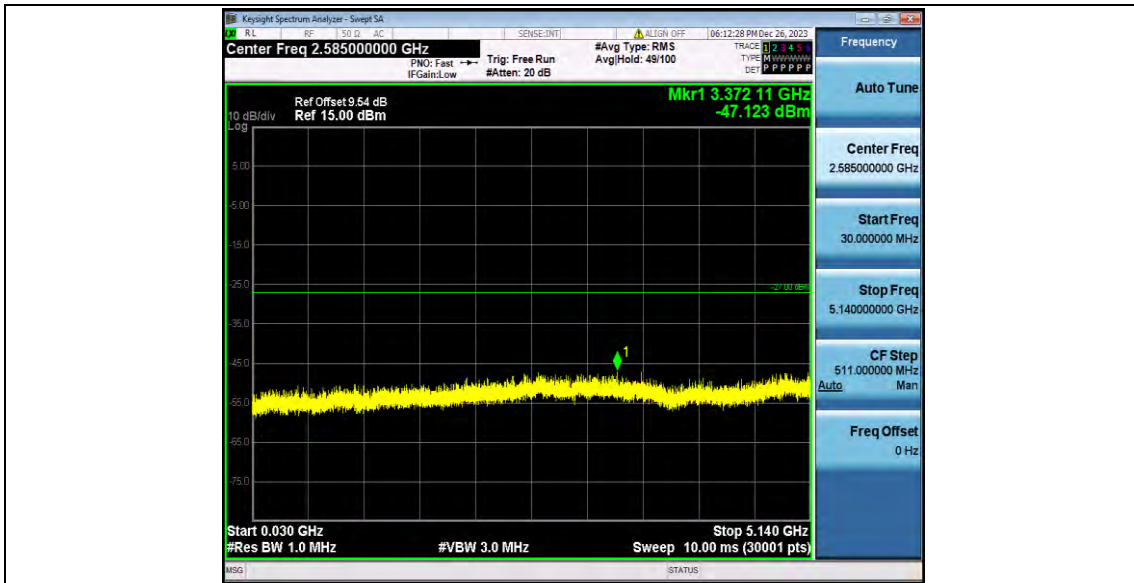
11N40SISO_Ant1_5310_5360~40000



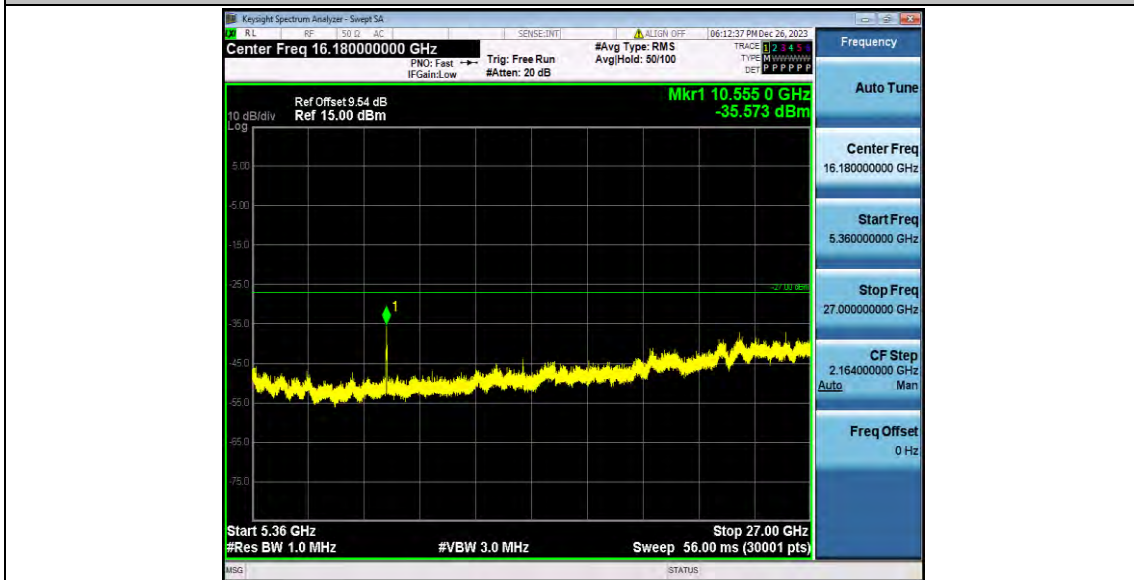
11AC20SISO_Ant1_5260_30~5140



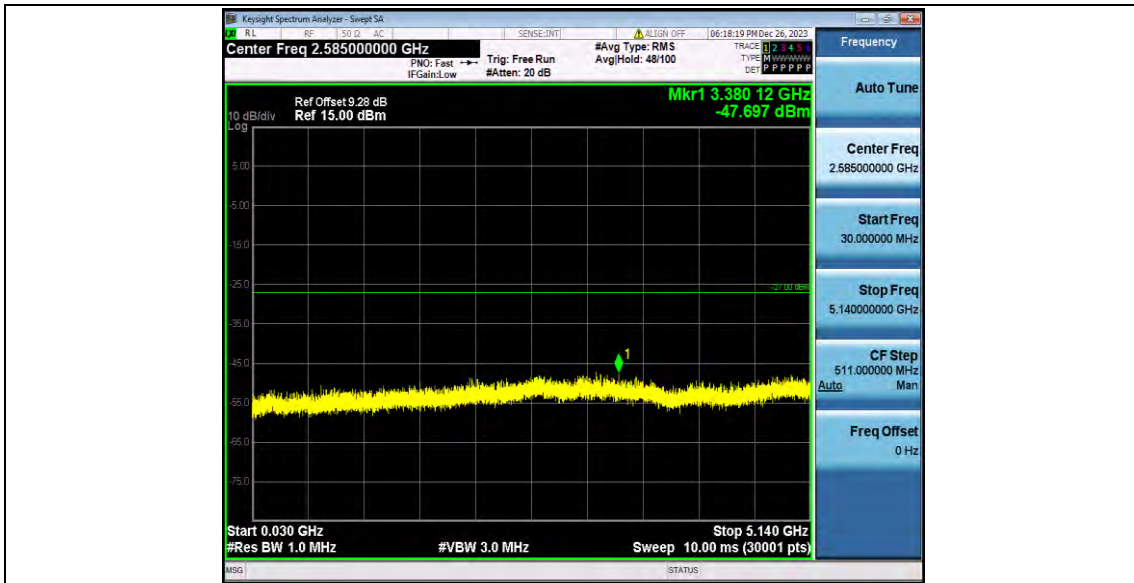
11AC20SISO_Ant1_5260_5360~40000



11AC20SISO_Ant1_5280_30~5140



11AC20SISO_Ant1_5280_5360~40000



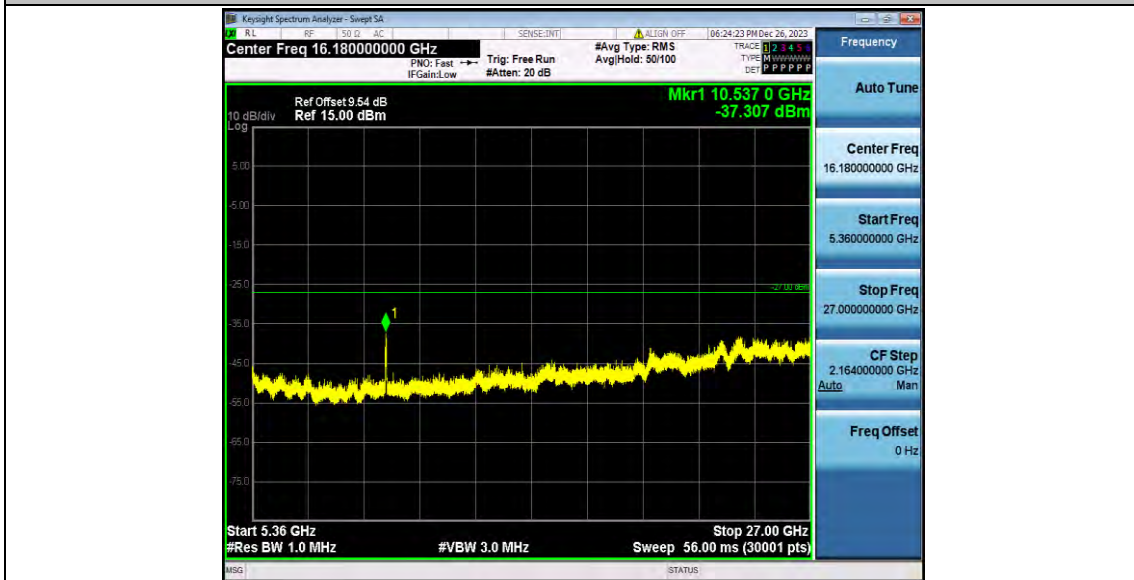
11AC20SISO_Ant1_5320_30~5140



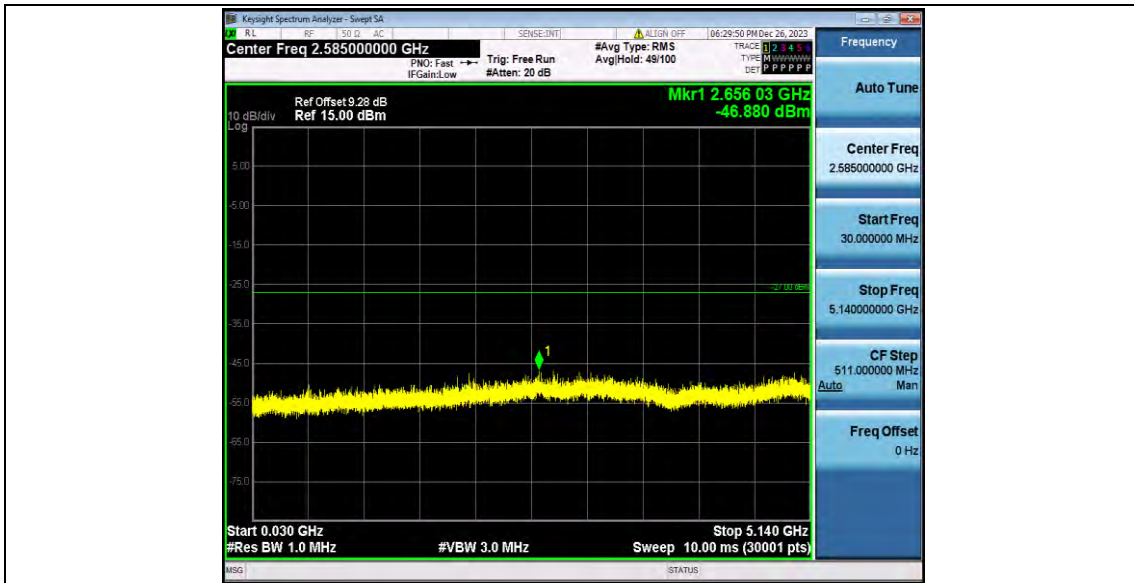
11AC20SISO_Ant1_5320_5360~40000



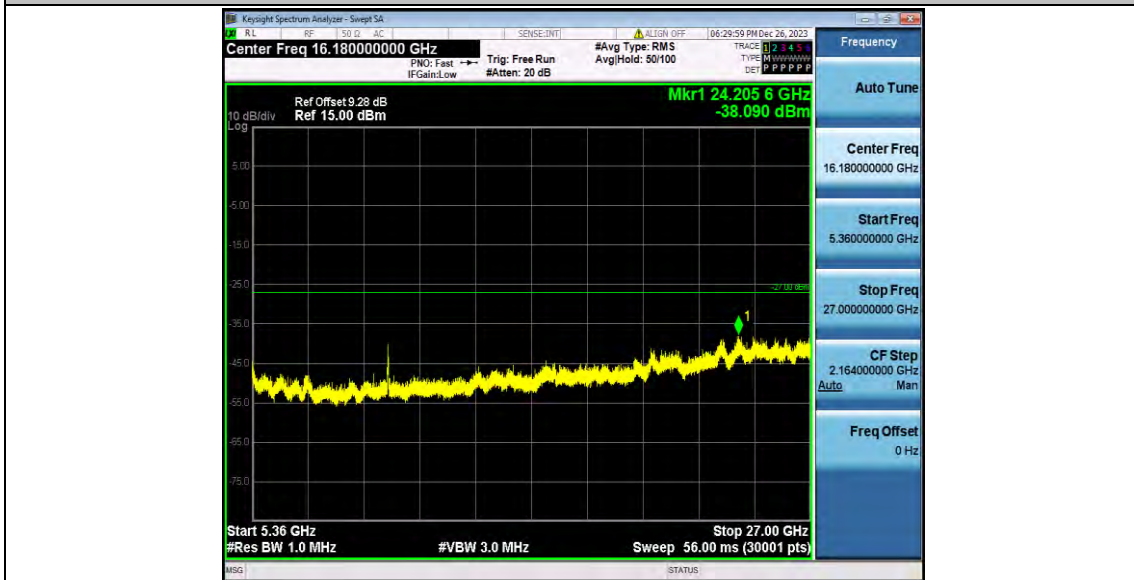
11AC40SISO_Ant1_5270_30~5140



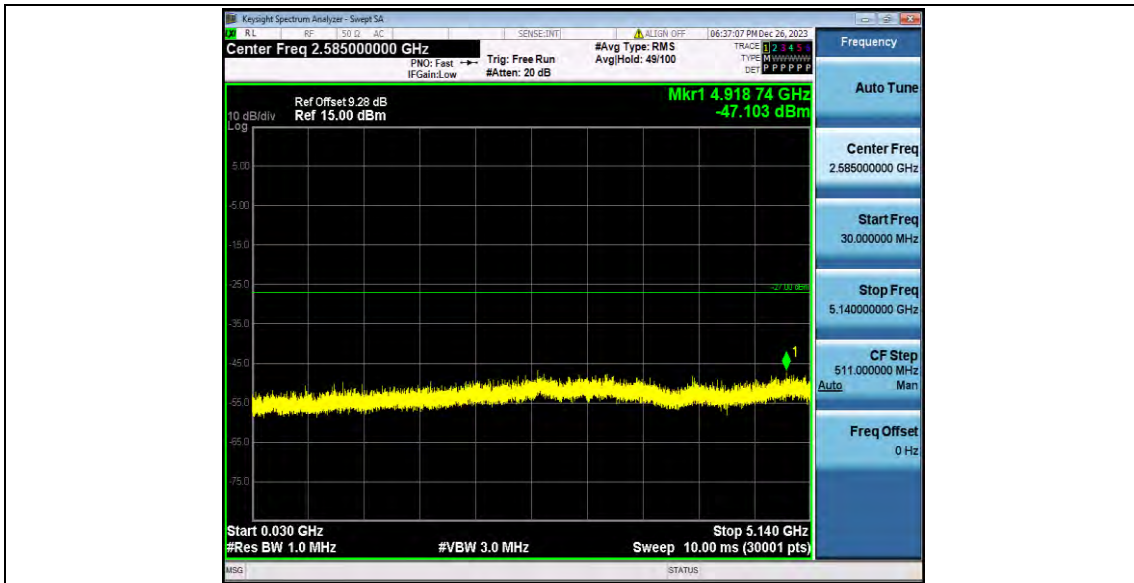
11AC40SISO_Ant1_5270_5360~40000



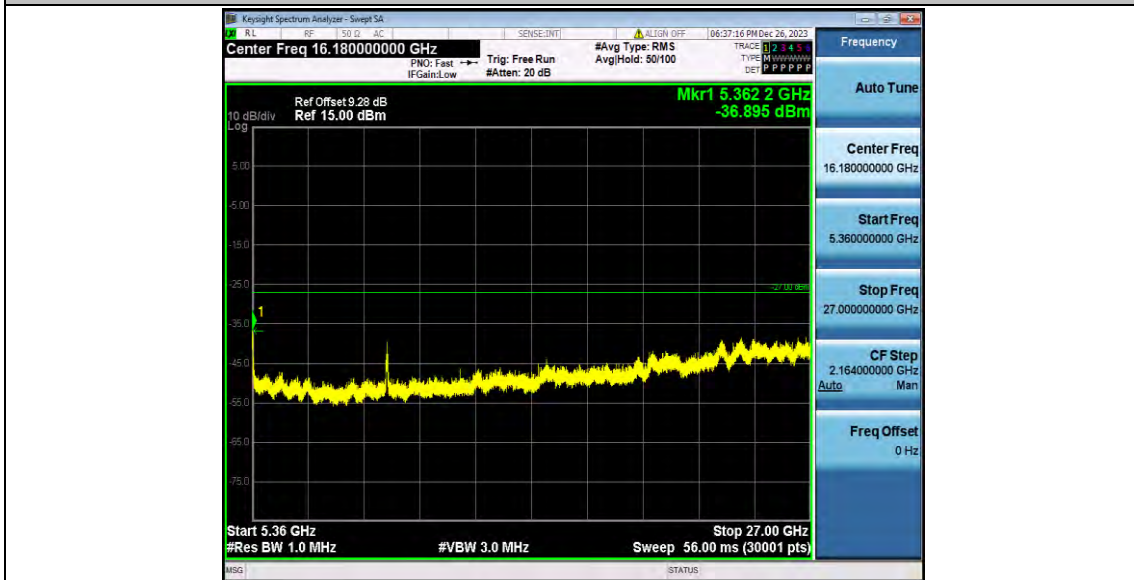
11AC40SISO_Ant1_5310_30~5140



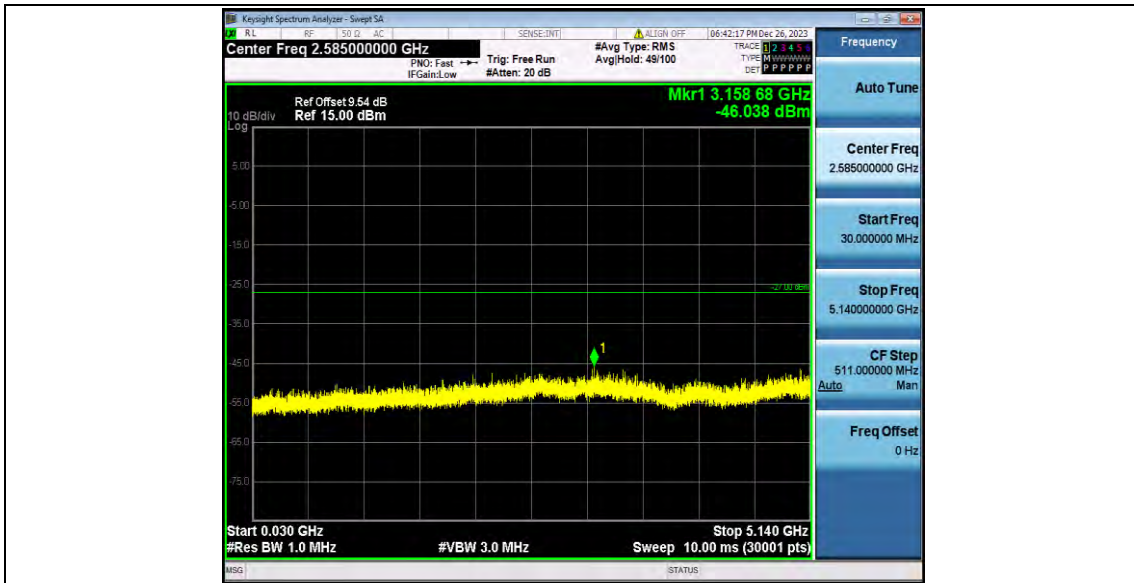
11AC40SISO_Ant1_5310_5360~40000



11AC80SISO_Ant1_5290_30~5140



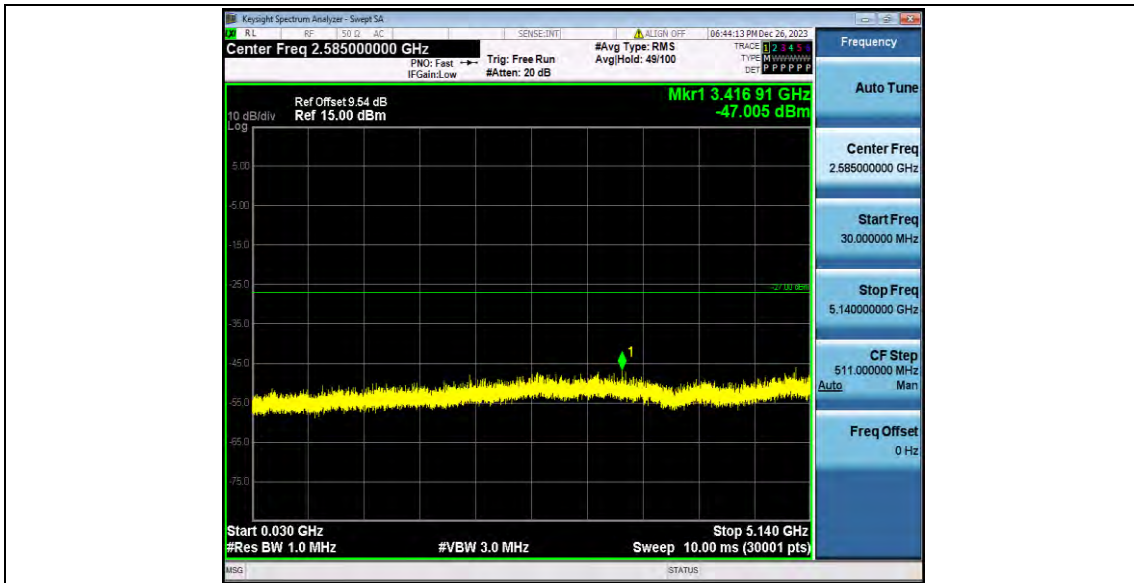
11AC80SISO_Ant1_5290_5360~40000



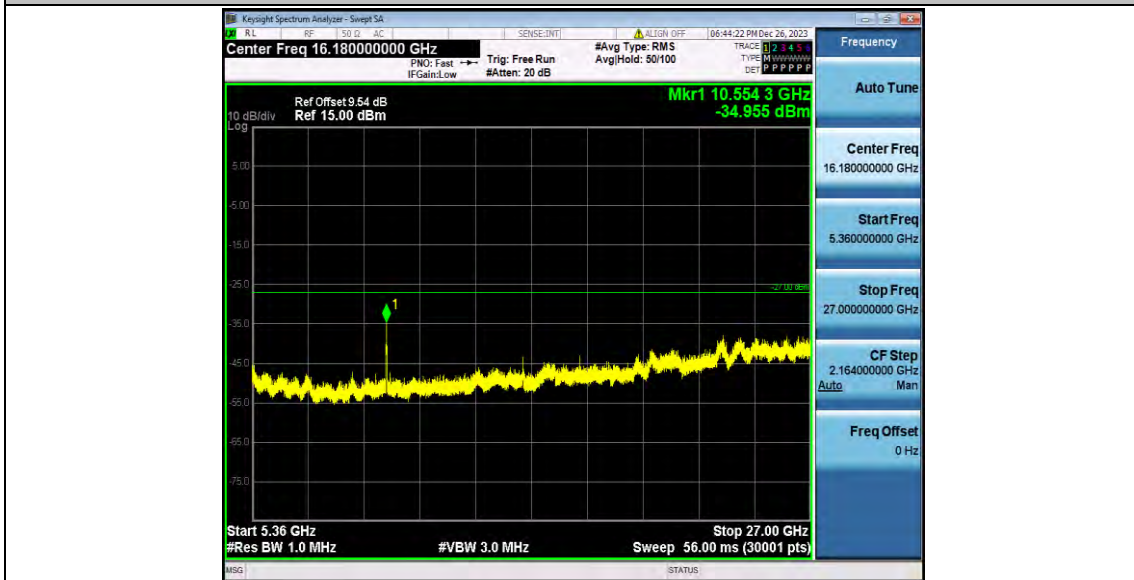
11AX20SISO_Ant1_5260_30~5140



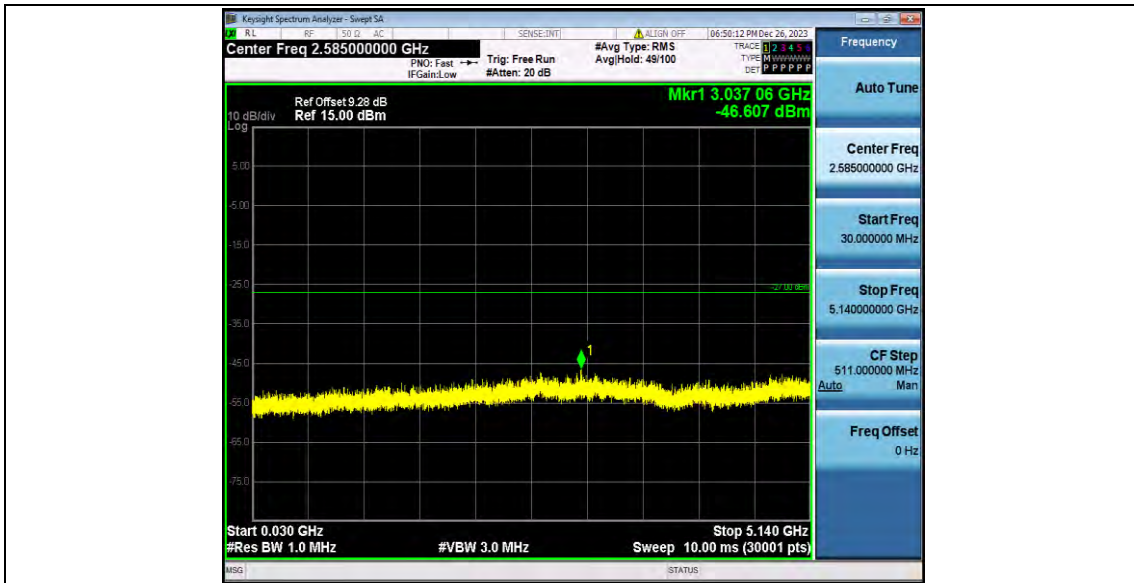
11AX20SISO_Ant1_5260_5360~40000



11AX20SISO_Ant1_5280_30~5140



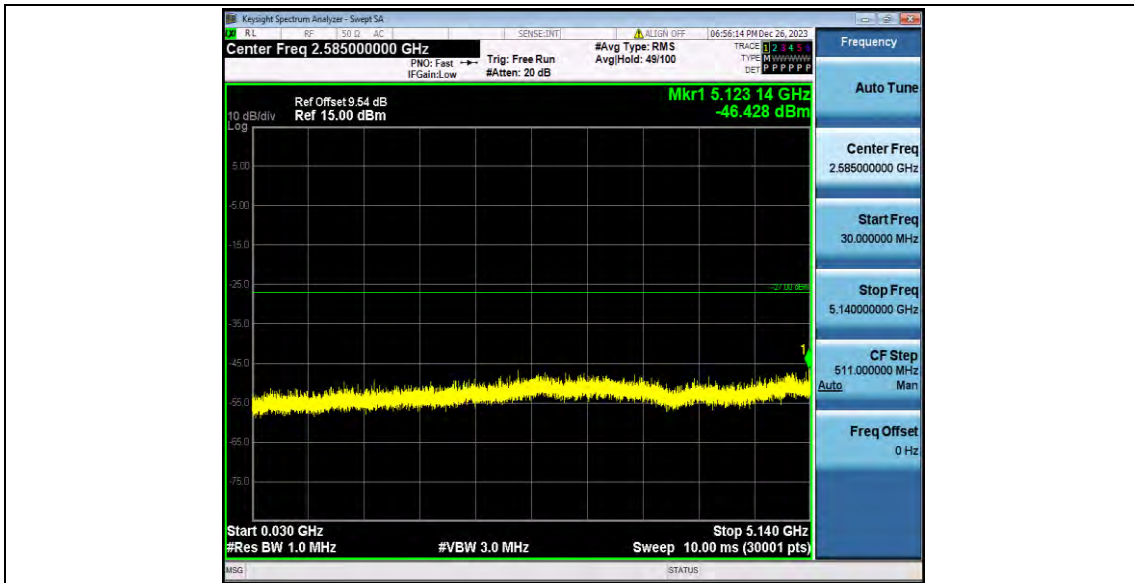
11AX20SISO_Ant1_5280_5360~40000



11AX20SISO_Ant1_5320_30~5140



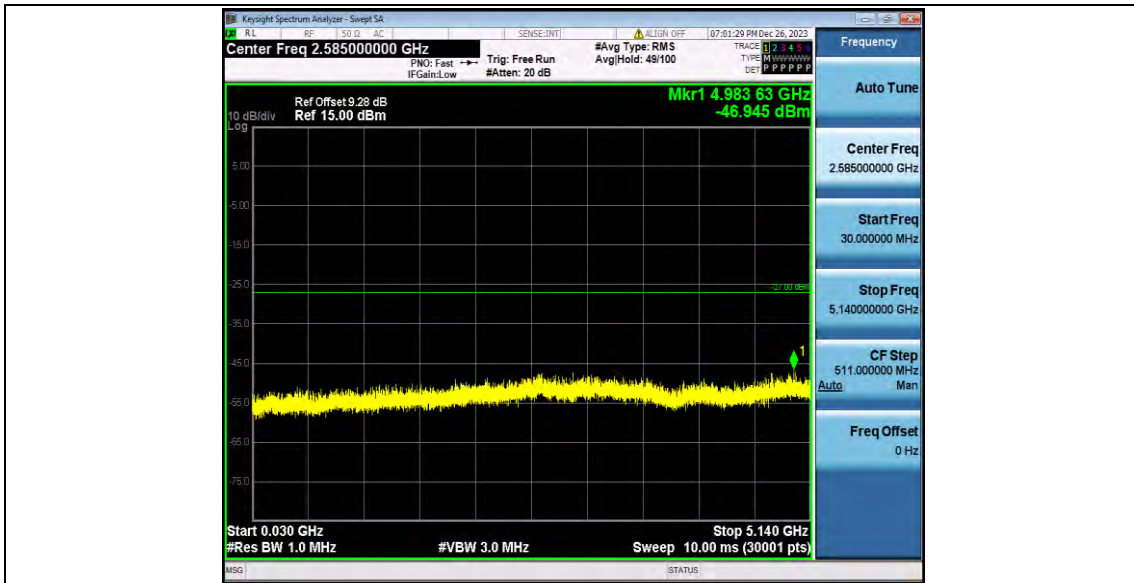
11AX20SISO_Ant1_5320_5360~40000



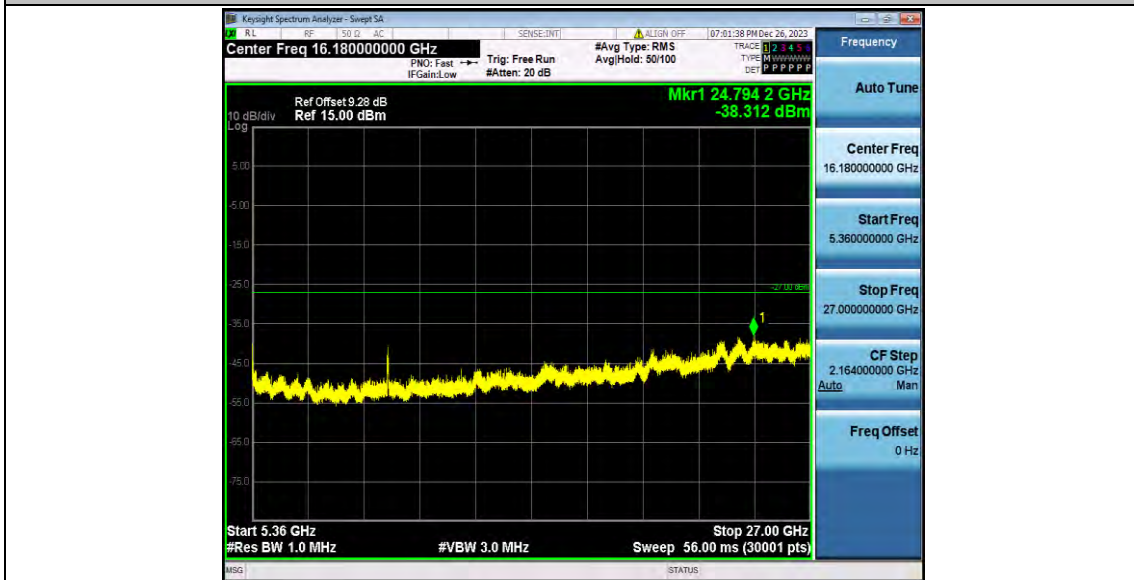
11AX40SISO_Ant1_5270_30~5140



11AX40SISO_Ant1_5270_5360~40000



11AX40SISO_Ant1_5310_30~5140



11AX40SISO_Ant1_5310_5360~40000



11AX80SISO_Ant1_5290_30~5140



11AX80SISO_Ant1_5290_5360~40000