

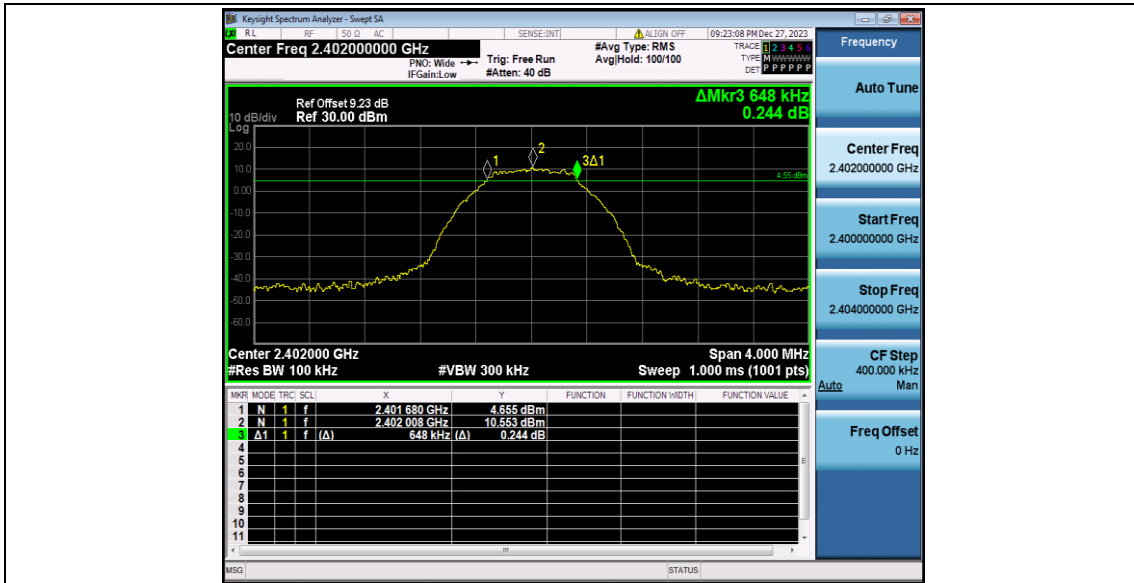
Case No. : <u>GTS20231018011-1-39</u>
Ambient Condition: <u>23 °C, 48 %RH, Atmos100.1Kpa,</u>
Test Date: <u>2023.12.18</u> Test Engineer: <u>Evan ouyang</u>

Appendix B.1: DTS Bandwidth

Test Result

Test Mode	Antenna	Frequency[MHz]	DTS BW [MHz]	FL[MHz]	FH[MHz]	Limit[MHz]	Verdict
BLE	Ant2	2402	0.648	2401.680	2402.328	0.5	PASS
		2440	0.704	2439.656	2440.360	0.5	PASS
		2480	0.692	2479.664	2480.356	0.5	PASS

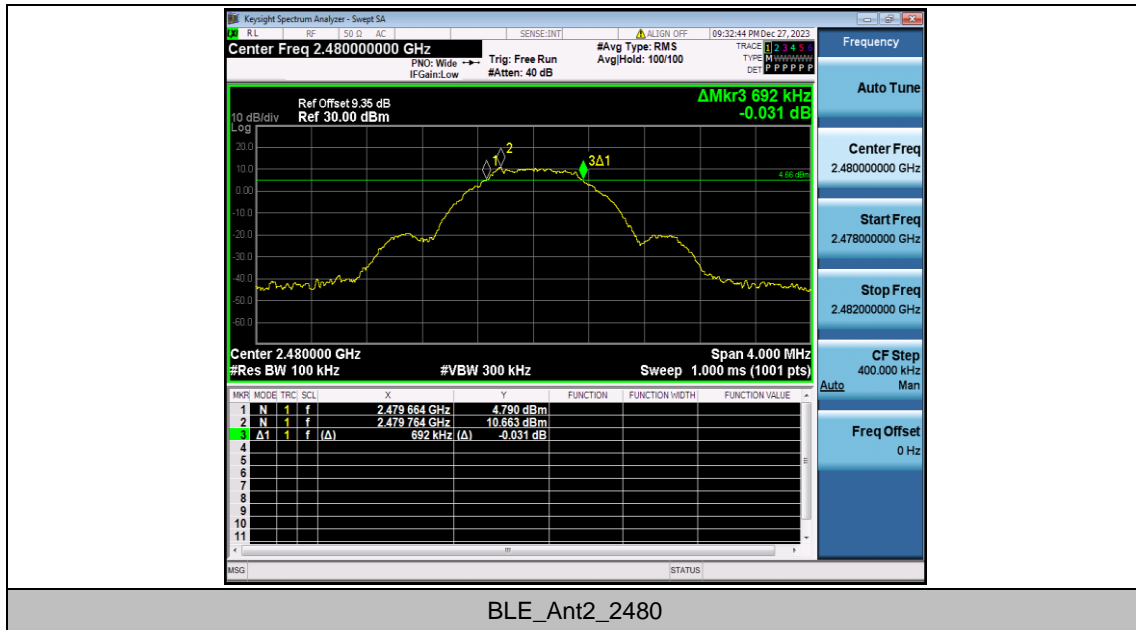
Test Graphs



BLE_Ant2_2402



BLE_Ant2_2440



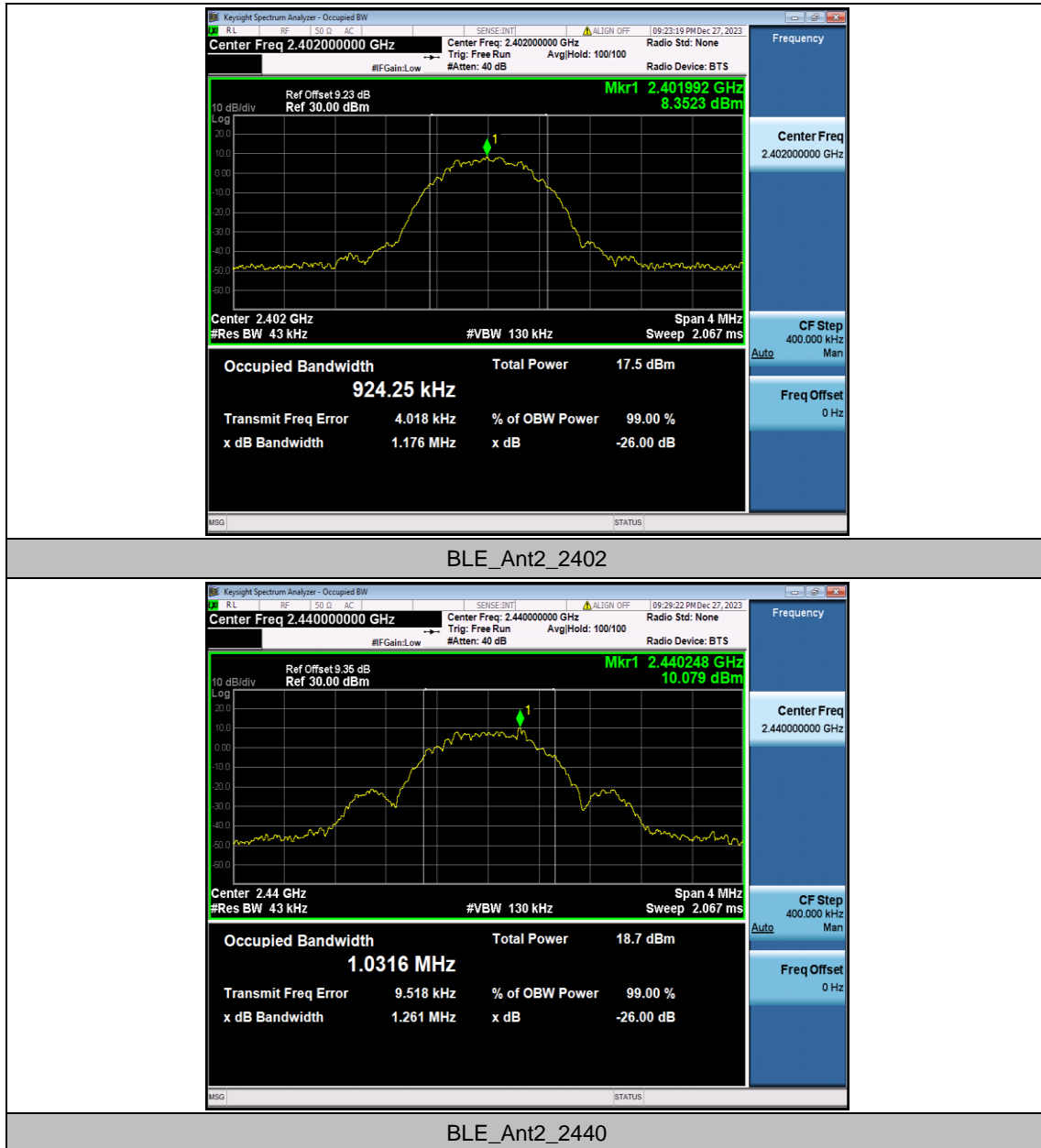
BLE_Ant2_2480

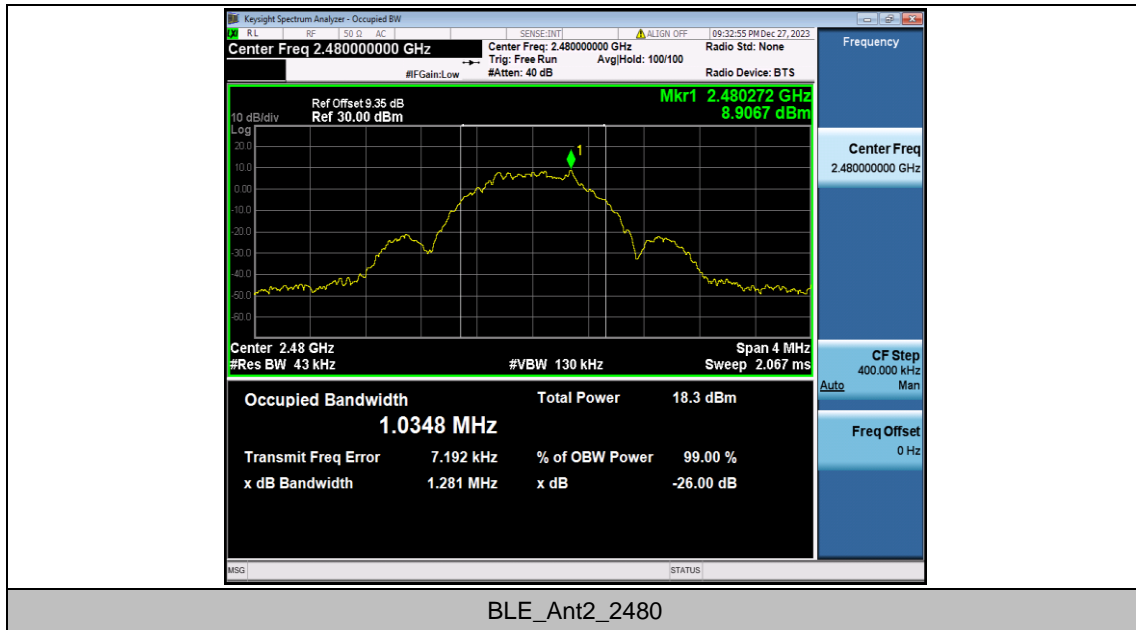
Appendix B.2: Occupied Channel Bandwidth

Test Result

Test Mode	Antenna	Frequency[MHz]	OCB [MHz]	FL[MHz]	FH[MHz]	Limit[MHz]	Verdict
BLE	Ant2	2402	0.92425	2401.542	2402.466	---	---
		2440	1.0316	2439.494	2440.525	---	---
		2480	1.0348	2479.490	2480.525	---	---

Test Graphs





BLE_Ant2_2480

Appendix B.3: Maximum conducted output power

Test Result

Test Mode	Antenna	Frequency[MHz]	Conducted Peak Power[dBm]	Conducted Limit[dBm]	Verdict
BLE	Ant2	2402	11.18	≤30	PASS
		2440	11.66	≤30	PASS
		2480	11.51	≤30	PASS

Appendix B.4: Maximum power spectral density

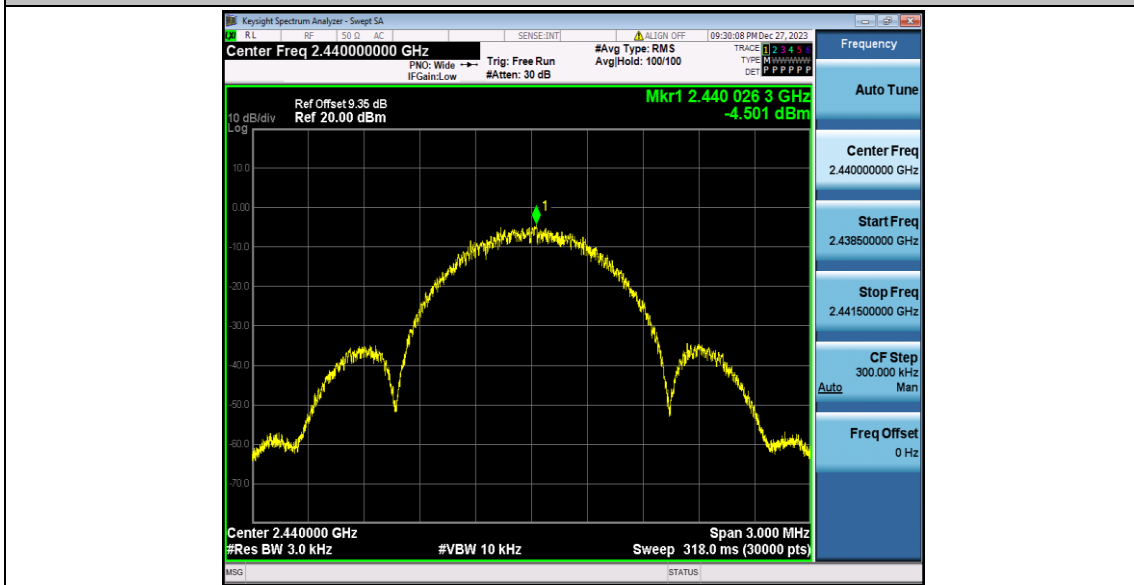
Test Result

Test Mode	Antenna	Frequency[MHz]	Result[dBm/3kHz]	Limit[dBm/3kHz]	Verdict
BLE	Ant2	2402	-4.78	≤8.00	PASS
		2440	-4.5	≤8.00	PASS
		2480	-4.73	≤8.00	PASS

Test Graphs



BLE_Ant2_2402



BLE_Ant2_2440

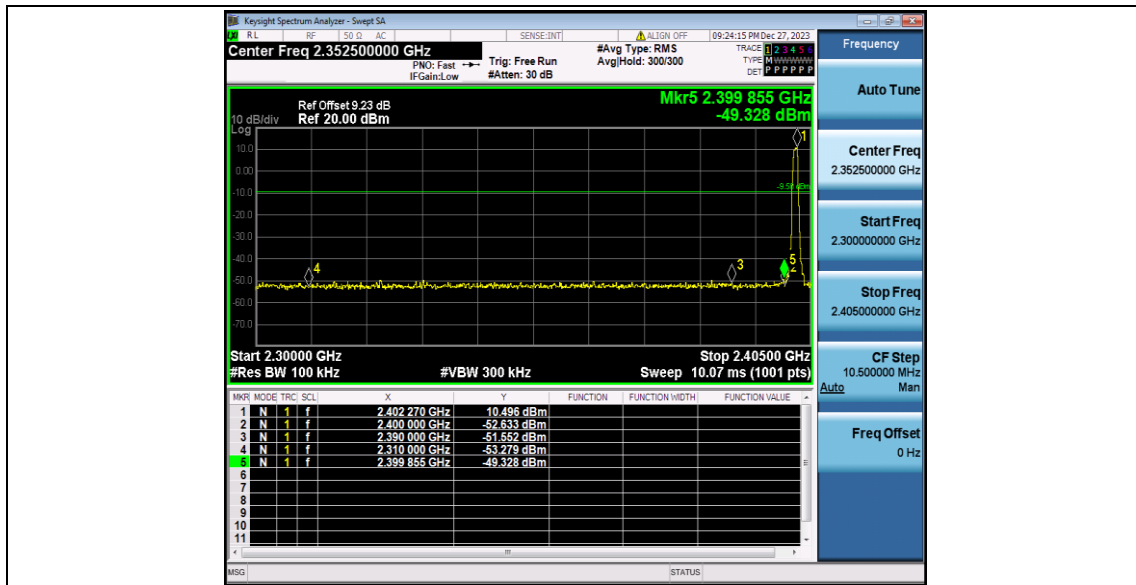


Appendix B.5: Band edge measurements

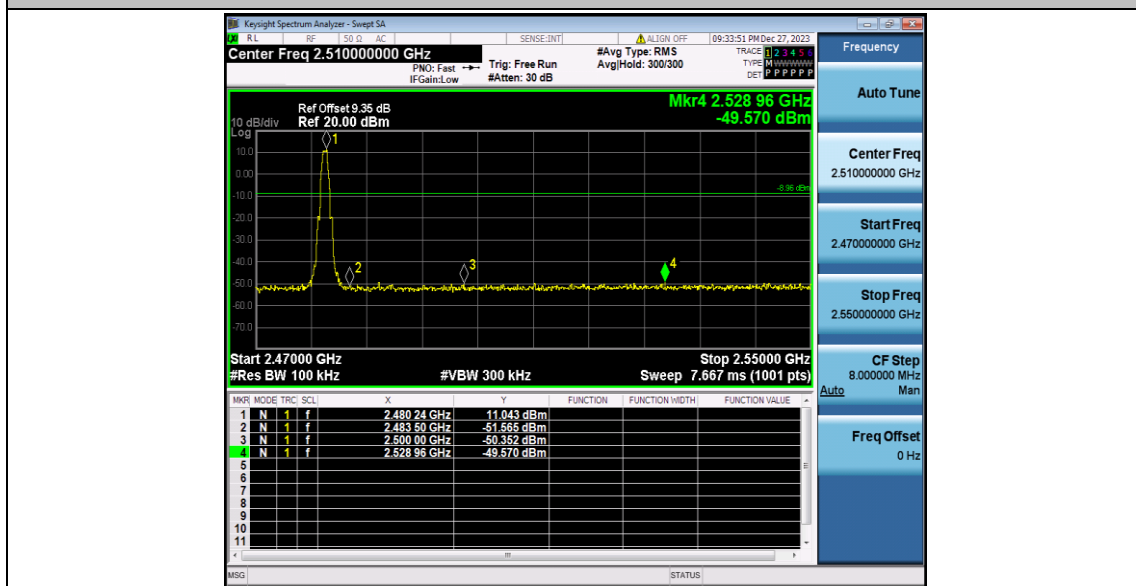
Test Result

Test Mode	Antenna	ChName	Frequency[MHz]	RefLevel[dBm]	Result[dBm]	Limit[dBm]	Verdict
BLE	Ant2	Low	2402	10.50	-49.33	≤-9.5	PASS
		High	2480	11.04	-49.57	≤-8.96	PASS

Test Graphs



BLE_Ant2_Low_2402



BLE_Ant2_High_2480

Appendix B.6: Conducted Spurious Emission

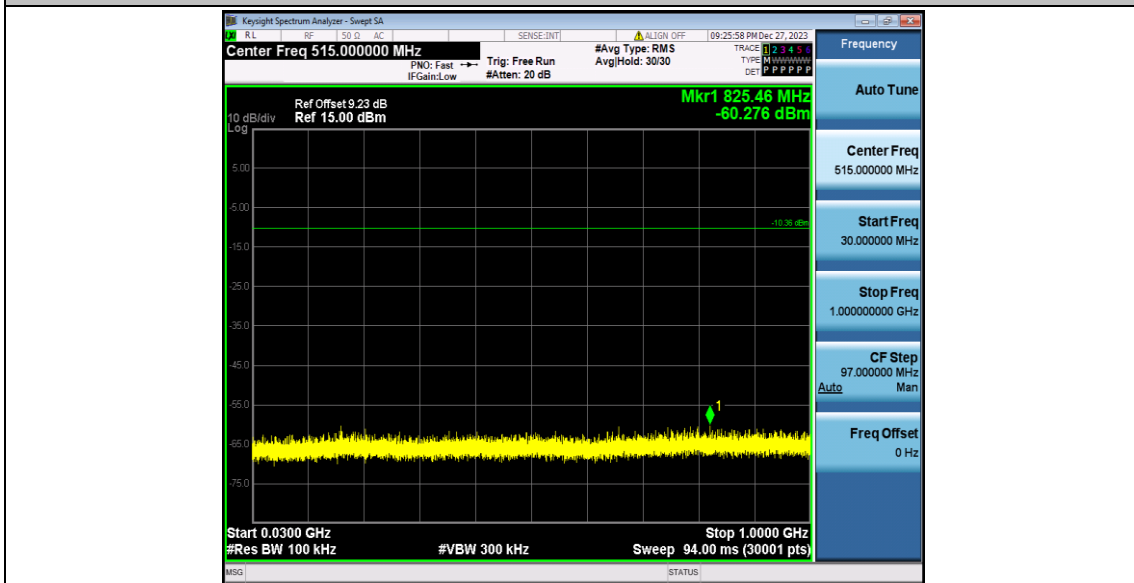
Test Result

Test Mode	Antenna	Frequency[MHz]	FreqRange [MHz]	RefLevel [dBm]	Result[dBm]	Limit[dBm]	Verdict
BLE	Ant2	2402	Reference	9.64	9.64	---	PASS
			30~1000	9.64	-60.28	≤ -10.36	PASS
			1000~26500	9.64	-47.71	≤ -10.36	PASS
		2440	Reference	10.56	10.56	---	PASS
			30~1000	10.56	-60.38	≤ -9.44	PASS
			1000~26500	10.56	-47.07	≤ -9.44	PASS
		2480	Reference	10.54	10.54	---	PASS
			30~1000	10.54	-60.07	≤ -9.46	PASS
			1000~26500	10.54	-47.36	≤ -9.46	PASS

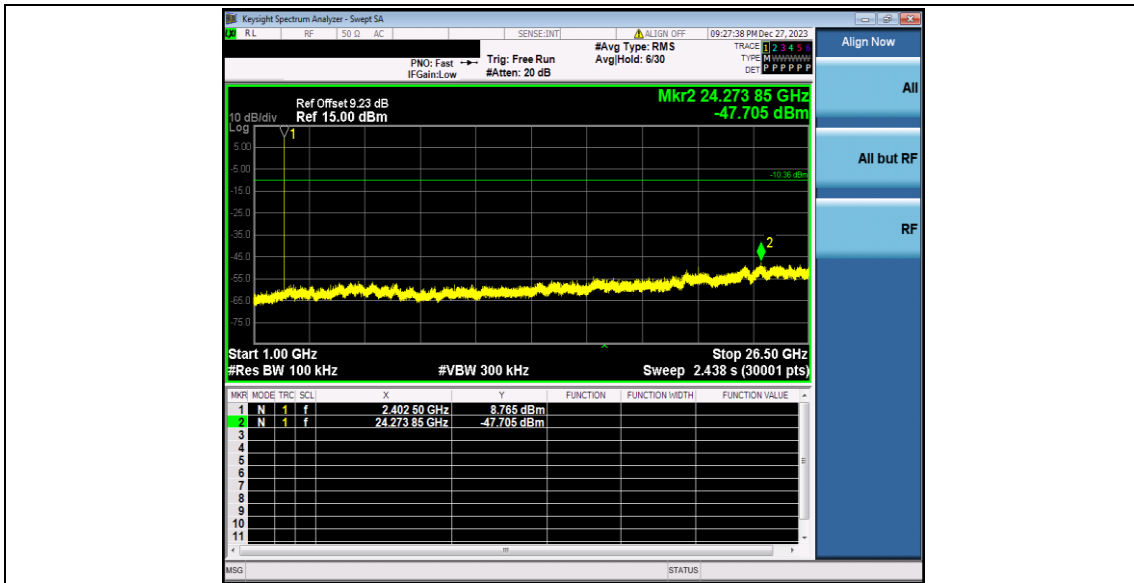
Test Graphs



BLE_Ant2_2402_0~Reference



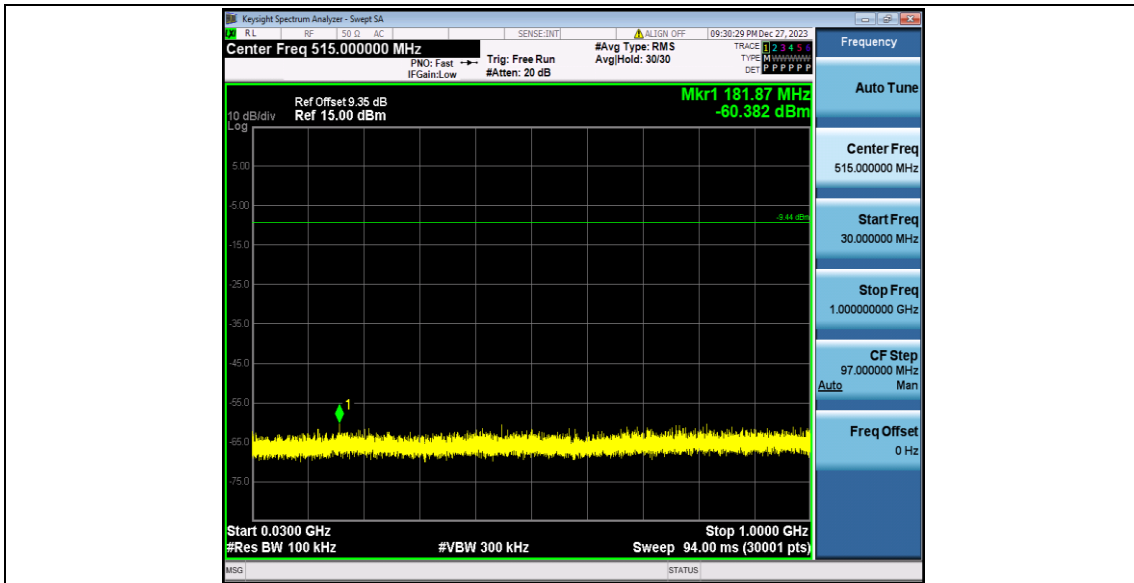
BLE_Ant2_2402_30~1000



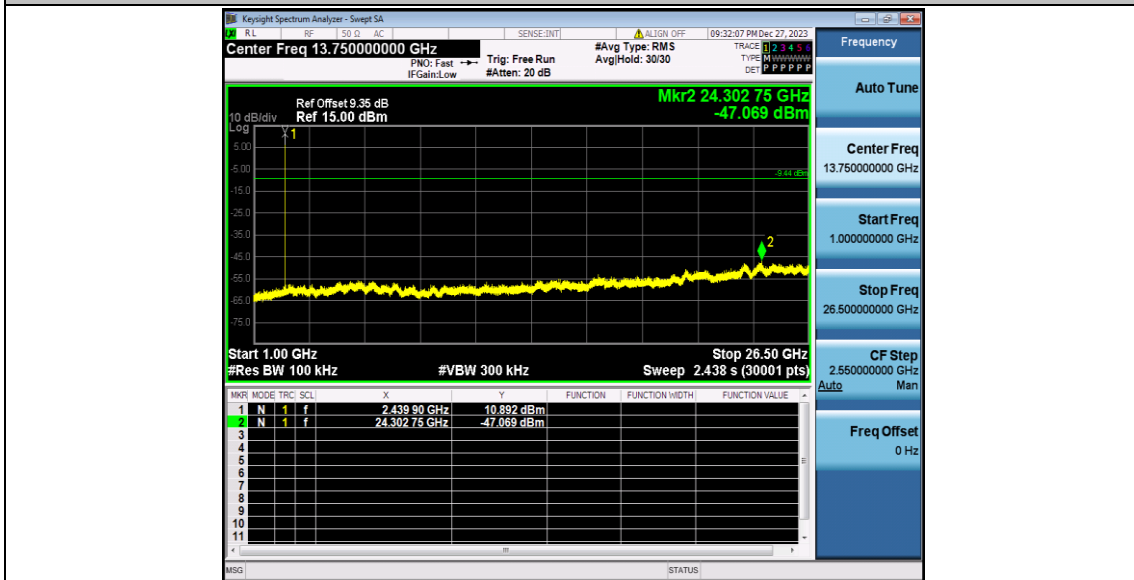
BLE_Ant2_2402_1000~26500



BLE_Ant2_2440_0~Reference



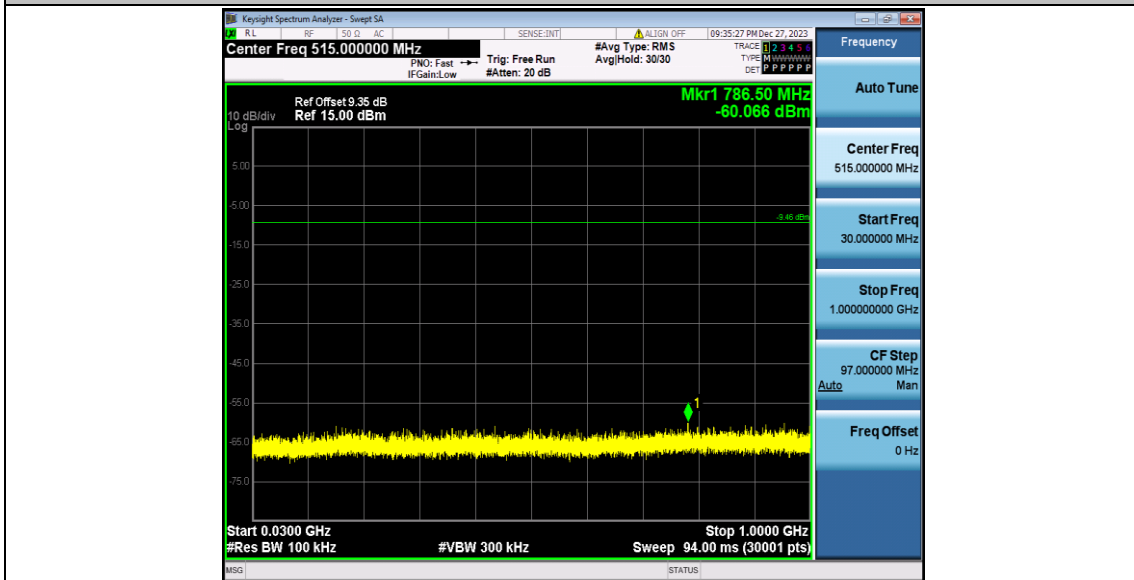
BLE_Ant2_2440_30~1000



BLE_Ant2_2440_1000~26500



BLE_Ant2_2480_0~Reference



BLE_Ant2_2480_30~1000

