



# Crane 1 Series

## User Manual


# Crane 1 Has The Following Options

## 1. Host


horizontal and vertical screens optional




16" touch screen  
Crane 1 16"  
Model: I23I01



21.5" touch screen  
Crane 1 21.5"  
Model: I23I02



27" touch screen  
Crane 1 27"  
Model: I23I03

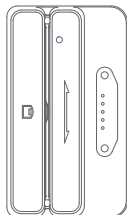


32" touch screen  
Crane 1 32"  
Model: I23I04


## 2. External module



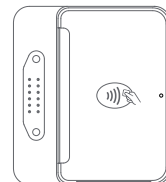
Crane 1 Scanner



Crane 1 MSR



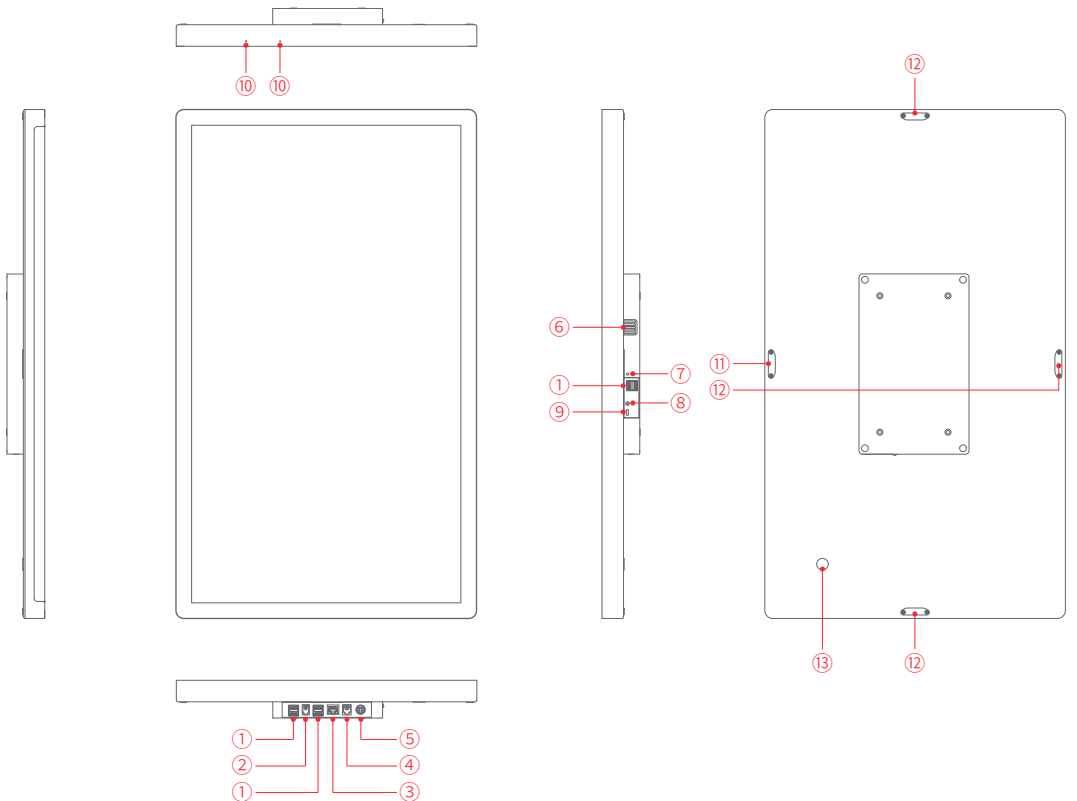
Crane 1 Status Light



Crane 1 NFC

# Host Introduction

Take the Crane 1 32" as an example



① USB Type-A 2.0

⑤ DC-in Jack

⑨ Vice screen connection port

⑬ Power button

② RJ12

⑥ Speaker

⑩ Mic

③ RJ45

⑦ Reset key

⑪ External module interface  
(NFC interface)

④ RJ11

⑧ Earphone port

⑫ External module interface

## Technical Specifications

OS	Android 13
CPU	Octa-Core (Dual-core Cortex-A78 2.2GHz + Hexa-core Cortex-A55 2.0GHz)
Screen	16 inches, resolution: 1920 x 1200, multi-touch capacitive screen
	21.5 inches, resolution: 1080 x 1920, multi-touch capacitive screen
	27 inches, resolution: 1080 x 1920, multi-touch capacitive screen
	32 inches, resolution: 1080 x 1920, multi-touch capacitive screen
Storage	4GB RAM (optional 8GB) + 64GB ROM (optional 128GB)
Wi-Fi	802.11 a/b/g/n/ac/ax (2.4GHz/5GHz)
Bluetooth	5.3BLE
Speaker	3W mono
External Interface	6 x USB Type-A 2.0, 1 x RJ11, 1 x RJ12, 1 x RJ45, 1 x Earphone port, 1 x Vice screen connection port, 1 x DC-in Jack
Power Adapter	24V/2.5A (Crane 1 16" / Crane 1 21.5" / Crane 1 27"), 24V/4A (Crane 1 32")
Operating Temperature	-10°C to +50°C
Storage Temperature	-20°C to +60°C
Operating Humidity	5% to 95% r.H.
Limit Altitude	Max.3500 meters
Extended Support	External module: Scanner, MSR, Status Light, NFC
	Bracket: Table Stand, Floor Stand, Retail Stand, Cashier Stand
	Secondary display screen : 10 inches, 10 inches(Moby 5500), 16 inches

## Name and Content of Toxic and Harmful Substances in This Product

Part Name	Toxic or harmful substances and elements									
	Pb	Hg	Cd	Cr(VI)	PBB	PBDE	DBP	BBP	DEHP	DIBP
Circuit Board	×	○	○	○	○	○	○	○	○	○
Display Screen	×	○	○	○	○	○	○	○	○	○
Plastic	○	○	○	○	○	○	○	○	○	○
Metallic	○	○	○	○	○	○	○	○	○	○
Connecting Cable	○	○	○	○	○	○	○	○	○	○
Others (Power Adapter, Battery, etc.)	○	○	○	○	○	○	○	○	○	○

○: Means that the content of the toxic and harmful substances in all homogeneous materials of the component is below the limit specified in 2011/65/EU, RoHS 2.0.

×: Means that the content of the toxic and hazardous substances at least in a homogenous material of the component exceeds the limit specified in 2011/65/EU, RoHS 2.0. However, the components marked with "×" in the above table are out of proportion because there is no mature alternative technology in the industry at present.

Products that have reached or exceeded the environmental protection service life should be recycled and reused in accordance with the electronic information products control and management measures or local environmental laws and guidelines. They should not be discarded at will or with household waste.

### Product Warranty Card

Model No.: \_\_\_\_\_

Serial No.: \_\_\_\_\_

Purchase Date: \_\_\_\_\_

Warranty Period: The warranty period commences on the date of purchase. We offer 365 days warranty service.

User Phone: \_\_\_\_\_

User Address: \_\_\_\_\_

iMin does not warrant against the following:

- Disassembled or repaired product by unauthorised service provider without our consent.
- Damaged product barcode, fragile sticker and altered or defective warranty card.
- Damage caused by exposure to sources of liquid, dripping or splashing, normal wear and tear, accident or abuse.
- Failure or damage as a result of any Force Majeure Event.
- Expired warranty period.



Qualification Certificate  
Passed Inspection

# Safety Information

## Safety and Handling

- Please plug-in power adapter to only its corresponding AC socket.
  - Do not use in explosive gas atmosphere.
  - Do not disassemble the equipment. It should be serviced or recycled only by iMin or an authorised service provider.
  - This is a Grade B product. The product may cause radio interference and interfere with medical devices. The user may be required to take practical measures to reduce the possibility of causing interference to radios, televisions and other electronic devices.
  - About the battery replacement:
    1. Do not attempt to replace the battery yourself - you may damage the battery, which could cause overheating, fire and injury.
    2. The replaced/ used battery should be disposed according to local environmental laws and guidelines. Do not dispose in fire. It should be serviced or recycled by iMin or an authorised service provider, and must be recycled or disposed of separately from household waste.
- 

## Company Statement

Our company is not responsible for the following actions:

- Damage caused by misuse, lack of care in maintaining the equipment, or placing the device under conditions that may cause undesired operation and risk as specified in this instruction manual.
- We will not be responsible for any damage or problem caused by third party parts or components (other than the original products or approved products provided by us). Without our consent, you have no right to modify or alter the products.
- The operating system of this product is supported by official regular OS update. If the user breached the third party's ROM system or change the system file by hacking, it may cause unstable, undesired system operation and bring security risk.

## Advices

- Do not expose the device to moisture, dampness, or wet weather, such as rain, snow or fog.
  - Do not use the device in extreme cold or hot environments eg, near a fire or lit cigarette.
  - Do not topple, throw, or bend.
  - Use in optimally clean and dust-free environment to avoid tiny particles clogging and seeping through gaps in the device.
  - Do not attempt to use the device near medical equipment.
- 

## Important Safety Information

- Do not install or use during thunder storms and lightning conditions, otherwise, there will be risk of electric shock, injury or death in the event of thunder or lightning hit.
  - If you find unusual odour, overheating or smoke, please cut off the power immediately.
  - Do not expose the device to moisture, dampness, or wet weather, such as rain, snow or fog; Do not use in explosive gas atmosphere.
- 

## Disclaimer

Due to regular updates and enhancements made to the product, some details of this document may be inconsistent with the physical product. Please take the product you received as current standard. The right to interpret this document belongs to our company. We reserve the right to amend this specification without prior notice.

#### FCC Warning

This device complies with part 15 of the FCC rules. Operation is subject to the following two conditions: (1) this device may not cause harmful interference, and (2) this device must accept any interference received, including interference that may cause undesired operation.

Changes or modifications not expressly approved by the party responsible for compliance could void the user's authority to operate the equipment.

NOTE: This equipment has been tested and found to comply with the limits for a Class B digital device, pursuant to part 15 of the FCC Rules. These limits are designed to provide reasonable protection against harmful interference in a residential installation. This equipment generates uses and can radiate radio frequency energy and, if not installed and used in accordance with the instructions, may cause harmful interference to radio communications. However, there is no guarantee that interference will not occur in a particular installation. If this equipment does cause harmful interference to radio or television reception, which can be determined by turning the equipment off and on, the user is encouraged to try to correct the interference by one or more of the following measures:

- Reorient or relocate the receiving antenna.
- Increase the separation between the equipment and receiver.
- Connect the equipment into an outlet on a circuit different from that to which the receiver is connected.
- Consult the dealer or an experienced radio/TV technician for help.

#### Radiation Exposure Statement

This equipment complies with FCC radiation exposure limits set forth for an uncontrolled environment. This equipment should be installed and operated with minimum distance 20cm between the radiator and your body.