

Appendix G.4: Maximum conducted output power

Test Result

Test Mode	Antenna	Freq (MHz)	Channel Power [dBm]	Duty Cycle [%]	DC Factor [dBm]	Result [dBm]	Limit [dBm]	Verdict
11A	Ant1	5745	10.13	97.20	0.12	10.25	≤30.00	PASS
		5785	10.77	97.89	0.09	10.86	≤30.00	PASS
		5825	11.76	97.89	0.09	11.85	≤30.00	PASS
11N20SI SO	Ant1	5745	9.90	97.20	0.12	10.02	≤30.00	PASS
		5785	10.81	97.20	0.12	10.93	≤30.00	PASS
		5825	11.75	97.89	0.09	11.84	≤30.00	PASS
11N40SI SO	Ant1	5755	7.22	94.20	0.26	7.48	≤30.00	PASS
		5795	8.36	95.59	0.20	8.56	≤30.00	PASS
11AC20S ISO	Ant1	5745	8.33	97.04	0.13	8.46	≤30.00	PASS
		5785	9.24	97.76	0.10	9.34	≤30.00	PASS
		5825	9.95	97.04	0.13	10.08	≤30.00	PASS
11AC40S ISO	Ant1	5755	7.66	95.59	0.20	7.86	≤30.00	PASS
		5795	8.15	94.20	0.26	8.41	≤30.00	PASS
11AC80S ISO	Ant1	5775	5.92	91.43	0.39	6.31	≤30.00	PASS
11AX20SI SO	Ant1	5745	7.71	96.19	0.17	7.88	≤30.00	PASS
		5785	8.07	96.19	0.17	8.24	≤30.00	PASS
		5825	9.32	96.19	0.17	9.49	≤30.00	PASS
11AX40SI SO	Ant1	5755	7.57	92.98	0.32	7.89	≤30.00	PASS
		5795	8.24	92.98	0.32	8.56	≤30.00	PASS
11AX80SI SO	Ant1	5775	6.87	50.67	2.95	9.82	≤30.00	PASS

Note:

1. The Duty Cycle Factor is compensated in the graph.
2. The Duty Cycle Factor and RBW Factor is compensated in the data.

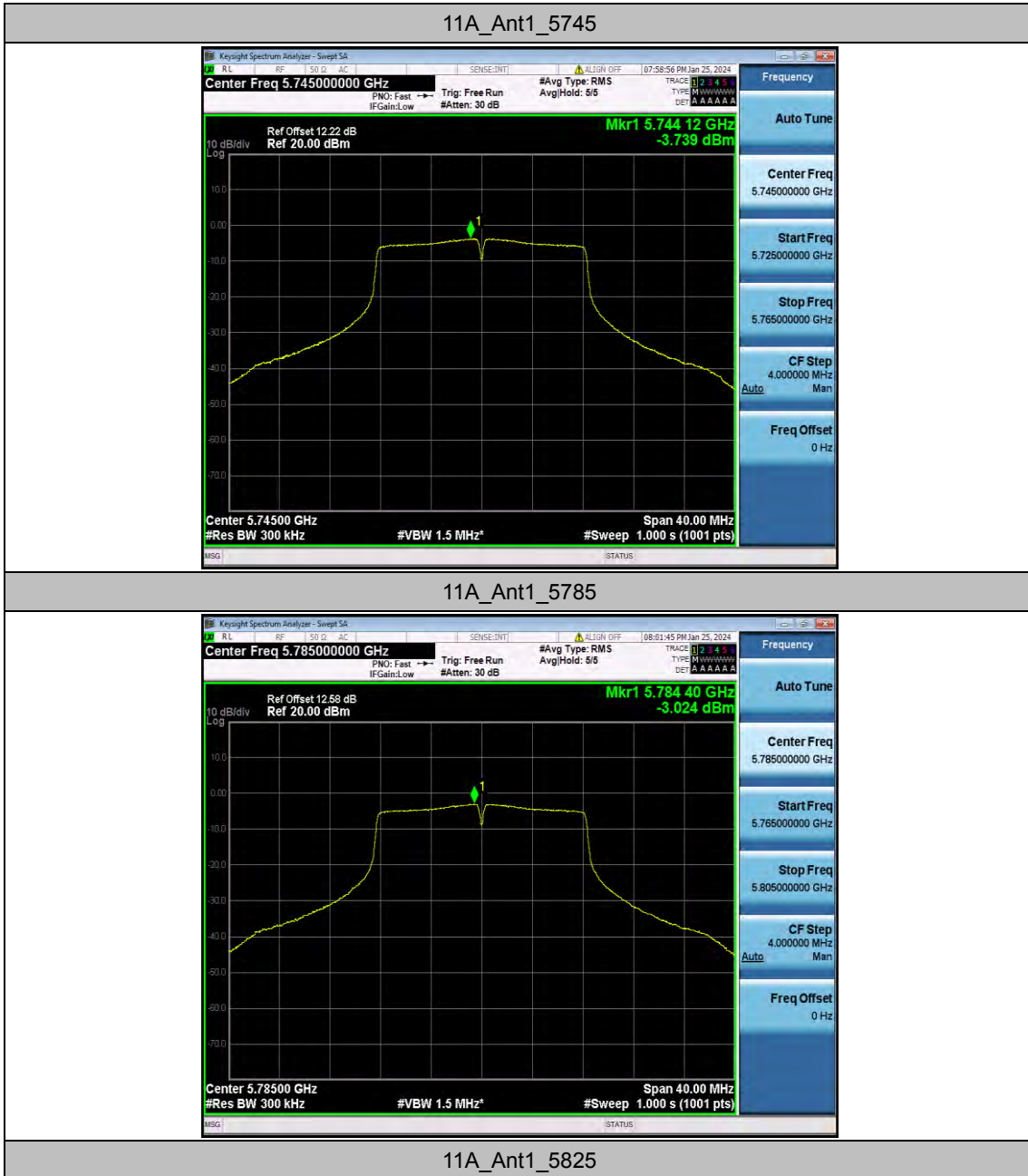
Appendix G.5: Maximum power spectral density

Test Result

TestMode	Antenna	Freq(MHz)	Result [dBm/MHz]	Limit[dBm/MHz]	Verdict
11A	Ant1	5745	-3.74	≤30.00	PASS
		5785	-3.02	≤30.00	PASS
		5825	-2.14	≤30.00	PASS
11N20SISO	Ant1	5745	-3.83	≤30.00	PASS
		5785	-2.94	≤30.00	PASS
		5825	-2.03	≤30.00	PASS
11N40SISO	Ant1	5755	-8.58	≤30.00	PASS
		5795	-7.46	≤30.00	PASS
11AC20SISO	Ant1	5745	-5.59	≤30.00	PASS
		5785	-4.91	≤30.00	PASS
		5825	-4.05	≤30.00	PASS
11AC40SISO	Ant1	5755	-8.21	≤30.00	PASS
		5795	-7.72	≤30.00	PASS
11AC80SISO	Ant1	5775	-12.60	≤30.00	PASS
11AX20SISO	Ant1	5745	-6.89	≤30.00	PASS
		5785	-6.42	≤30.00	PASS
		5825	-5.37	≤30.00	PASS
11AX40SISO	Ant1	5755	-8.57	≤30.00	PASS
		5795	-7.82	≤30.00	PASS
11AX80SISO	Ant1	5775	-9.37	≤30.00	PASS

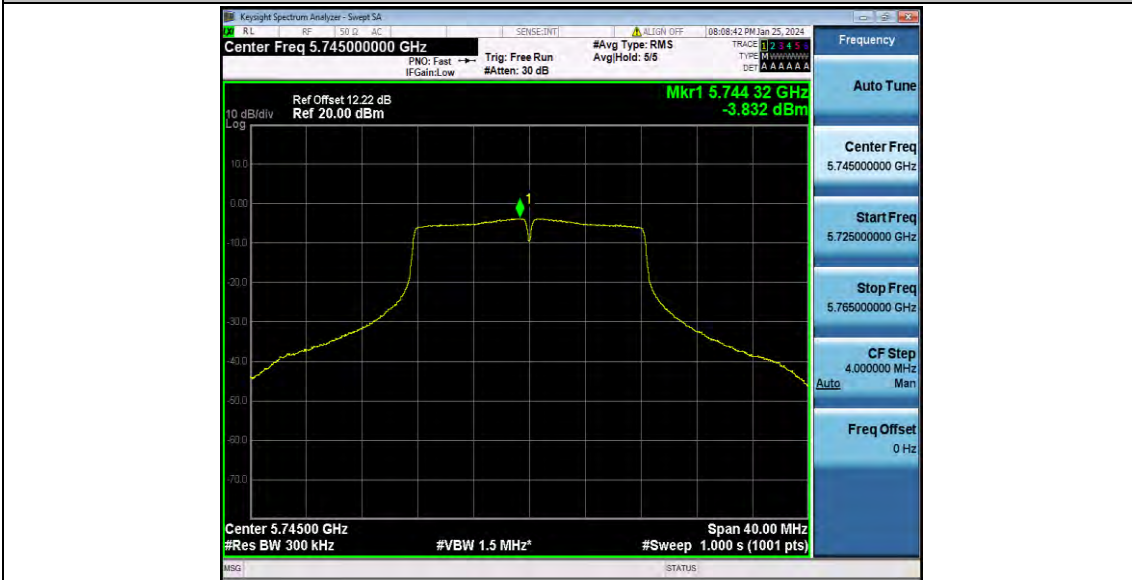
Note: 1.The Result and Limit Unit is dBm/500 kHz in the band 5.725–5.85 GHz.
2.The Duty Cycle Factor and RBW Factor is compensated in the graph.

Test Graphs

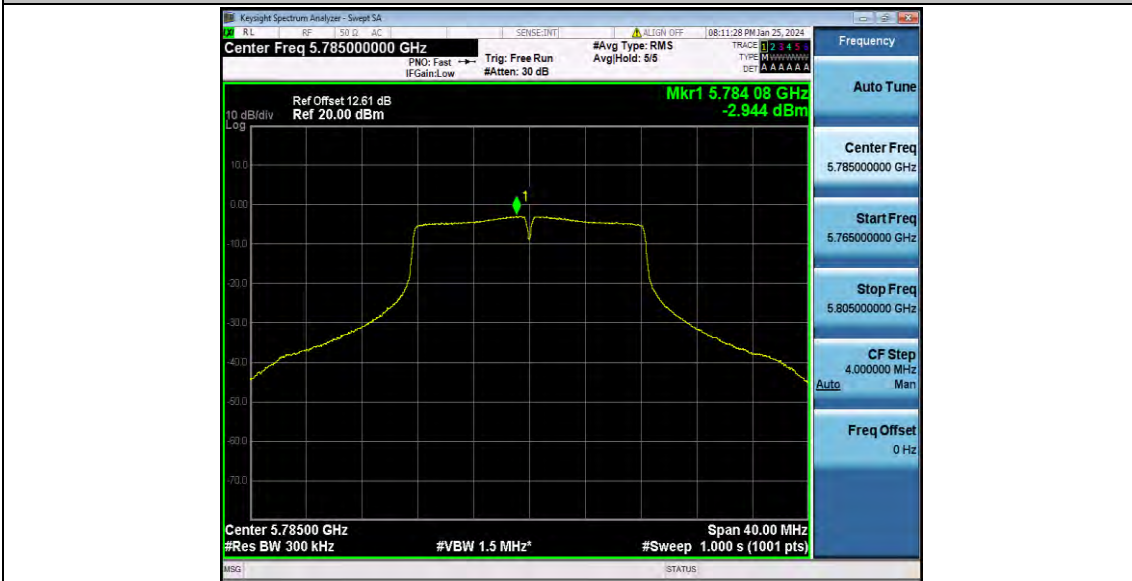




11N20SISO_Ant1_5745



11N20SISO_Ant1_5785



11N20SISO_Ant1_5825



11N40SISO_Ant1_5755



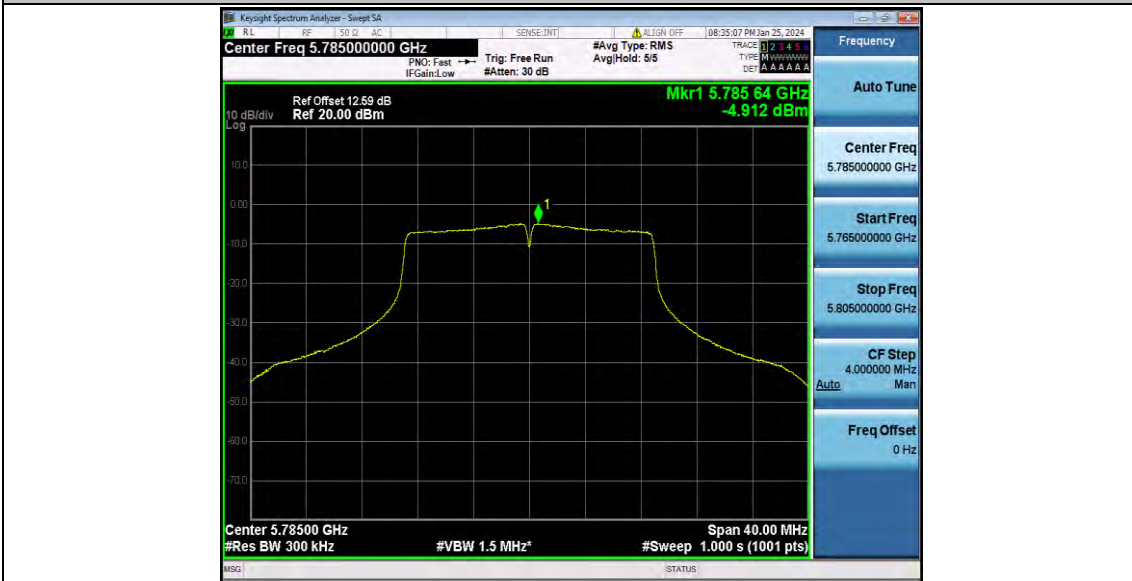
11N40SISO_Ant1_5795



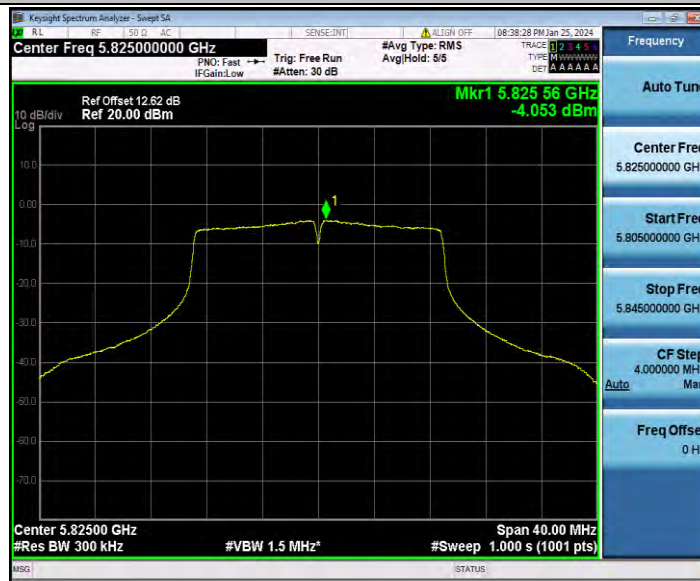
11AC20SISO_Ant1_5745



11AC20SISO_Ant1_5785



11AC20SISO_Ant1_5825



11AC40SISO_Ant1_5755



11AC40SISO_Ant1_5795



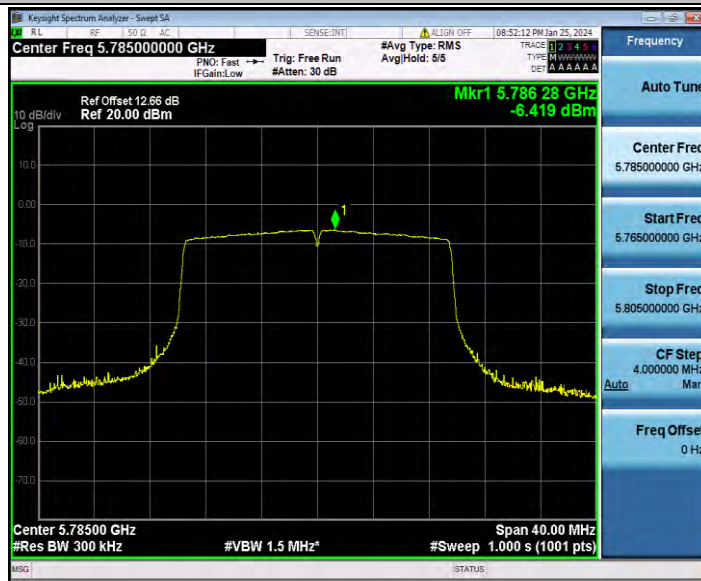
11AC80SISO_Ant1_5775



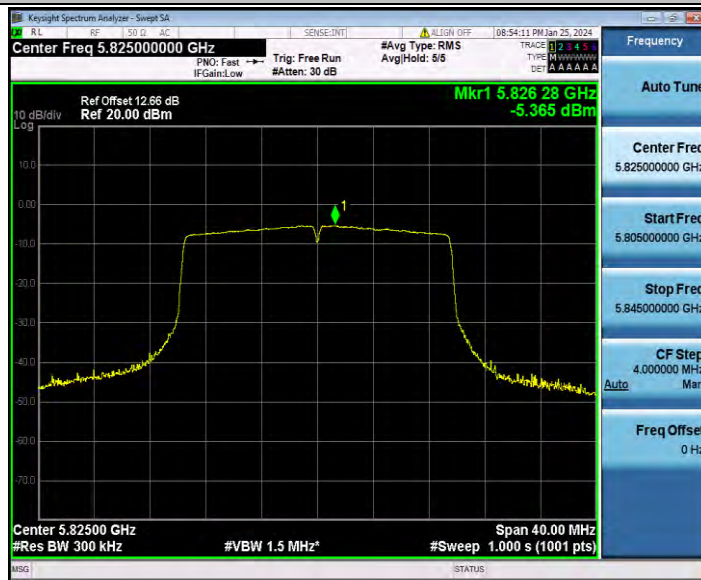
11AX20SISO_Ant1_5745



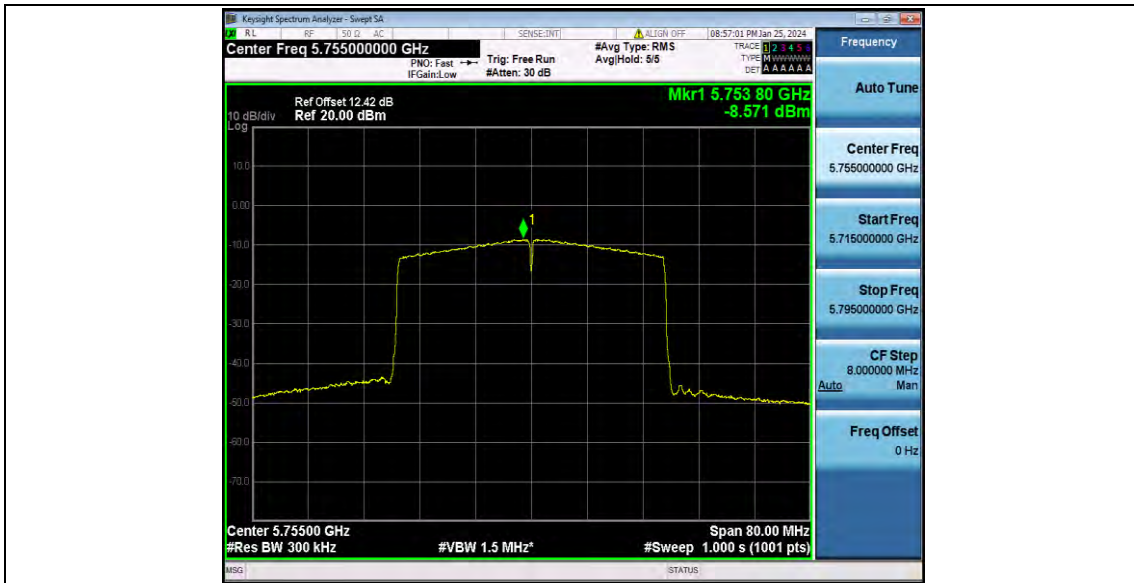
11AX20SISO_Ant1_5785



11AX20SISO_Ant1_5825



11AX40SISO_Ant1_5755



11AX40SISO_Ant1_5795



11AX80SISO_Ant1_5775



Appendix G.6: Band edge measurements

Test Result B4

TestMode	Antenna	ChName	Freq(MHz)	FreqRange [MHz]	Result [dBm]	Limit [dBm]	Verdict
11A	Ant1	Low	5745	5650~5700	-38.61	≤-26.53	PASS
				5700~5720	-37.3	≤10.25	PASS
				5720~5725	-32.8	≤16.34	PASS
				5760~5650	-38.46	≤-27	PASS
		High	5825	5850~5855	-34.89	≤17.88	PASS
				5855~5875	-37.73	≤10.17	PASS
				5875~5925	-37.36	≤-26.11	PASS
				5925~5935	-37.65	≤-27	PASS
11N20SI SO	Ant1	Low	5745	5650~5700	-39.69	≤-26.96	PASS
				5700~5720	-36.92	≤11.12	PASS
				5720~5725	-32.72	≤17.39	PASS
				5760~5650	-38.2	≤-27	PASS
		High	5825	5850~5855	-29.94	≤21.88	PASS
				5855~5875	-37.92	≤10.40	PASS
				5875~5925	-38.29	≤-26.11	PASS
				5925~5935	-38.28	≤-27	PASS
11N40SI SO	Ant1	Low	5755	5650~5700	-39.53	≤-26.40	PASS
				5700~5720	-33	≤14.41	PASS
				5720~5725	-33.27	≤16.35	PASS
				5780~5650	-38.35	≤-27	PASS
		High	5795	5850~5855	-39.17	≤16.41	PASS
				5855~5875	-38.08	≤11.54	PASS
				5875~5925	-38.52	≤-25.73	PASS
				5925~5935	-38.58	≤-27	PASS
11AC20S ISO	Ant1	Low	5745	5650~5700	-38.75	≤-26.45	PASS
				5700~5720	-38.05	≤10.31	PASS
				5720~5725	-36.14	≤16.34	PASS
				5760~5650	-38.81	≤-27	PASS
		High	5825	5850~5855	-38.82	≤15.73	PASS
				5855~5875	-38.25	≤10.21	PASS
				5875~5925	-39.35	≤-26.81	PASS
				5925~5935	-38.51	≤-27	PASS
11AC40S ISO	Ant1	Low	5755	5650~5700	-40.45	≤-26.90	PASS
				5700~5720	-31.81	≤14.56	PASS
				5720~5725	-34.89	≤15.74	PASS
				5780~5650	-39.09	≤-27	PASS
		High	5795	5850~5855	-39.08	≤15.66	PASS

				5855~5875	-38.34	≤ 10.02	PASS
				5875~5925	-39.74	≤ -26.59	PASS
				5925~5935	-37.75	≤ -27	PASS
11AC80S ISO	Ant1	Low	5775	5650~5700	-39.01	≤ -26.69	PASS
				5700~5720	-36.07	≤ 10.05	PASS
				5720~5725	-33.17	≤ 17.77	PASS
				5800~5650	-39.43	≤ -27	PASS
		High	5775	5850~5855	-38.7	≤ 16.68	PASS
				5855~5875	-39.48	≤ 10.19	PASS
				5875~5925	-39.25	≤ -26.05	PASS
				5925~5935	-38.77	≤ -27	PASS
11AX20SI SO	Ant1	Low	5745	5650~5700	-39.92	≤ -26.70	PASS
				5700~5720	-37.04	≤ 11.38	PASS
				5720~5725	-37.19	≤ 15.82	PASS
				5760~5650	-39.37	≤ -27	PASS
		High	5825	5850~5855	-37.65	≤ 16.03	PASS
				5855~5875	-38.09	≤ 10.10	PASS
				5875~5925	-38.65	≤ -25.61	PASS
				5925~5935	-38.01	≤ -27	PASS
11AX40SI SO	Ant1	Low	5755	5650~5700	-40.15	≤ -26.70	PASS
				5700~5720	-32.04	≤ 15.58	PASS
				5720~5725	-33.53	≤ 16.35	PASS
				5780~5650	-38.69	≤ -27	PASS
		High	5795	5850~5855	-39.32	≤ 16.03	PASS
				5855~5875	-38.63	≤ 10.66	PASS
				5875~5925	-39.08	≤ -25.85	PASS
				5925~5935	-38.79	≤ -27	PASS
11AX80SI SO	Ant1	Low	5775	5650~5700	-36.03	≤ -26.69	PASS
				5700~5720	-28.54	≤ 11.35	PASS
				5720~5725	-31.44	≤ 16.35	PASS
				5800~5650	-35.45	≤ -27	PASS
		High	5775	5850~5855	-34.3	≤ 16.68	PASS
				5855~5875	-33.67	≤ 10.92	PASS
				5875~5925	-38.56	≤ -26.05	PASS
				5925~5935	-38.88	≤ -27	PASS

Test Graphs B4





11N20SISO_Ant1_High_5825



11N40SISO_Ant1_Low_5755



11N40SISO_Ant1_High_5795



11AC20SISO_Ant1_Low_5745



11AC20SISO_Ant1_High_5825



11AC40SISO_Ant1_Low_5755



11AC40SISO_Ant1_High_5795



11AC80SISO_Ant1_Low_5775



11AC80SISO_Ant1_High_5775



11AX20SISO_Ant1_Low_5745



11AX20SISO_Ant1_High_5825



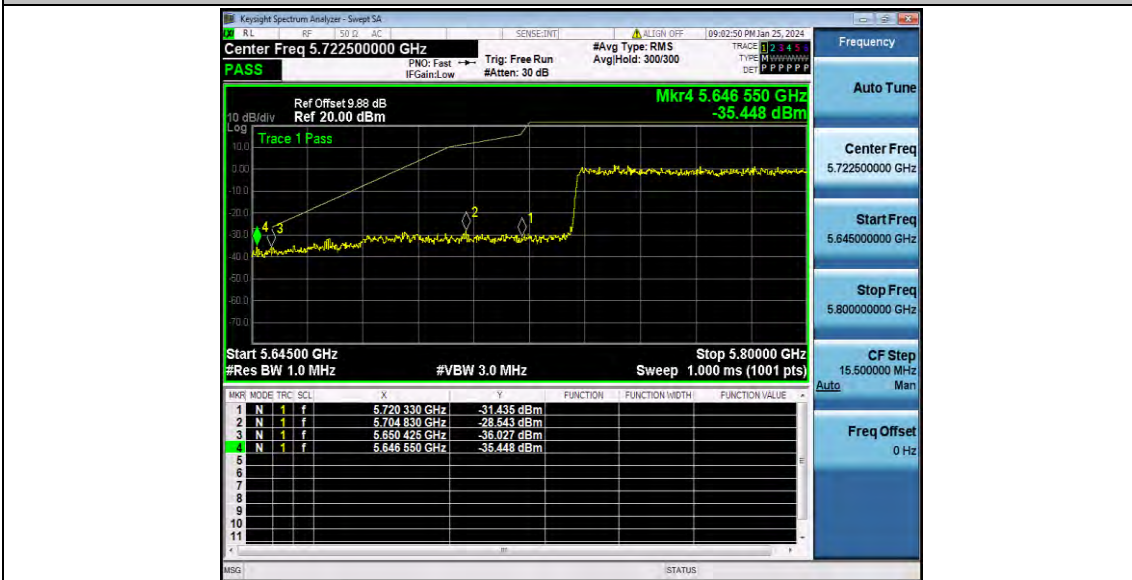
11AX40SISO_Ant1_Low_5755



11AX40SISO_Ant1_High_5795



11AX80SISO_Ant1_Low_5775



11AX80SISO_Ant1_High_5775



Appendix G.7: Conducted Spurious Emission

Test Result

TestMode	Antenna	Freq(MHz)	FreqRange [MHz]	Max. Fre [MHz]	Max. Level [dBm]	Limit [dBm]	Verdict
11A	Ant1	5745	30~5650	5468.29	-39.96	≤-27	PASS
			5925~40000	24272.9	-32.24	≤-27	PASS
		5785	30~5650	5447.87	-39.4	≤-27	PASS
			5925~40000	24741.46	-32.23	≤-27	PASS
		5825	30~5650	3033.33	-39.88	≤-27	PASS
			5925~40000	24210.37	-31.97	≤-27	PASS
11N20SISO	Ant1	5745	30~5650	4891.11	-40.67	≤-27	PASS
			5925~40000	26877.06	-32.48	≤-27	PASS
		5785	30~5650	5603.92	-40.09	≤-27	PASS
			5925~40000	23456.59	-32.14	≤-27	PASS
		5825	30~5650	2632.81	-40.09	≤-27	PASS
			5925~40000	26060.06	-32.28	≤-27	PASS
11N40SISO	Ant1	5755	30~5650	5529.73	-40.18	≤-27	PASS
			5925~40000	24207.56	-32.56	≤-27	PASS
		5795	30~5650	5466.41	-39.41	≤-27	PASS
			5925~40000	24231.45	-30.8	≤-27	PASS
11AC20SISO	Ant1	5745	30~5650	5406.28	-40.01	≤-27	PASS
			5925~40000	26615.03	-32.05	≤-27	PASS
		5785	30~5650	3154.53	-39.9	≤-27	PASS
			5925~40000	26637.51	-31.36	≤-27	PASS
		5825	30~5650	5450.68	-40.03	≤-27	PASS
			5925~40000	24147.15	-31.55	≤-27	PASS
11AC40SISO	Ant1	5755	30~5650	5514	-40.39	≤-27	PASS
			5925~40000	23571.1	-31.86	≤-27	PASS
		5795	30~5650	5463.79	-39.78	≤-27	PASS
			5925~40000	25946.25	-32.01	≤-27	PASS
11AC80SISO	Ant1	5775	30~5650	2891.33	-40.62	≤-27	PASS
			5925~40000	26702.14	-32.17	≤-27	PASS
11AX20SISO	Ant1	5745	30~5650	4935.51	-40.5	≤-27	PASS
			5925~40000	25645.58	-32.08	≤-27	PASS
		5785	30~5650	5550.9	-39.53	≤-27	PASS
			5925~40000	26503.33	-31.48	≤-27	PASS
		5825	30~5650	5466.79	-39.32	≤-27	PASS
			5925~40000	23521.92	-32.22	≤-27	PASS
11AX40SISO	Ant1	5755	30~5650	5415.27	-40.6	≤-27	PASS
			5925~40000	23514.9	-31.75	≤-27	PASS
		5795	30~5650	5370.69	-39.18	≤-27	PASS

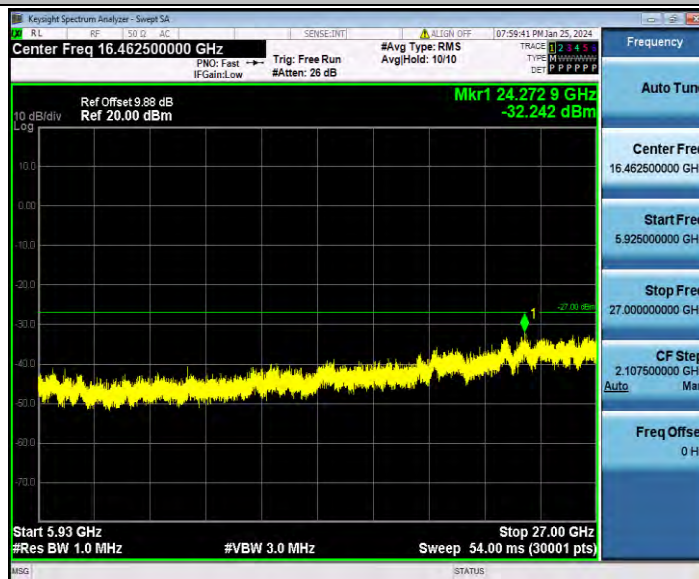
			5925~40000	24325.58	-32	≤ -27	PASS
11AX80SISO	Ant1	5775	30~5650	5643.26	-38.87	≤ -27	PASS
			5925~40000	24300.29	-32.31	≤ -27	PASS

Test Graphs

11A_Ant1_5745_30~5650



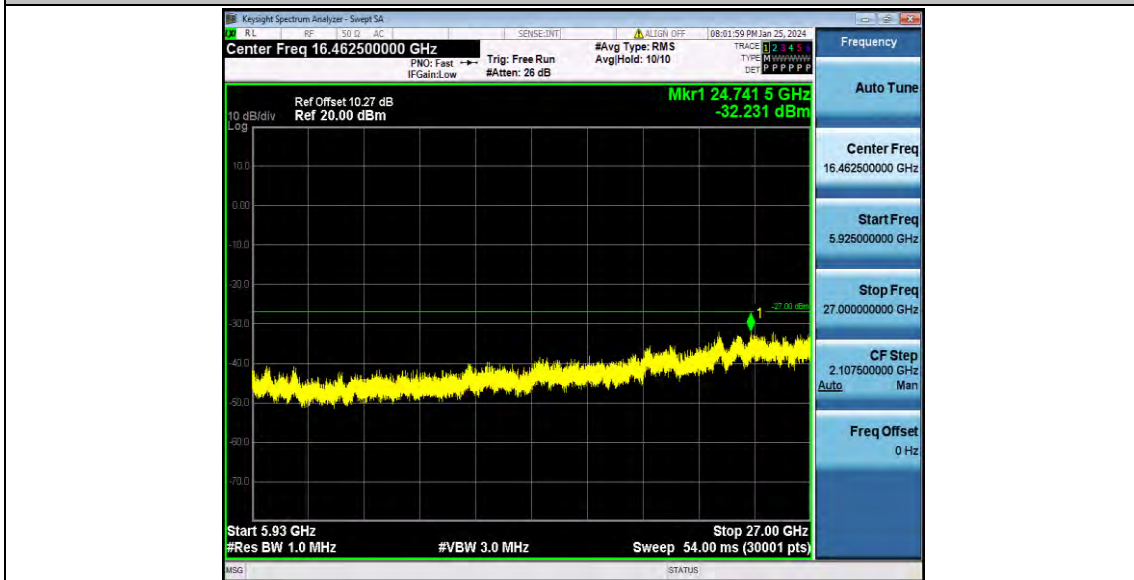
11A_Ant1_5745_5925~40000



11A_Ant1_5785_30~5650



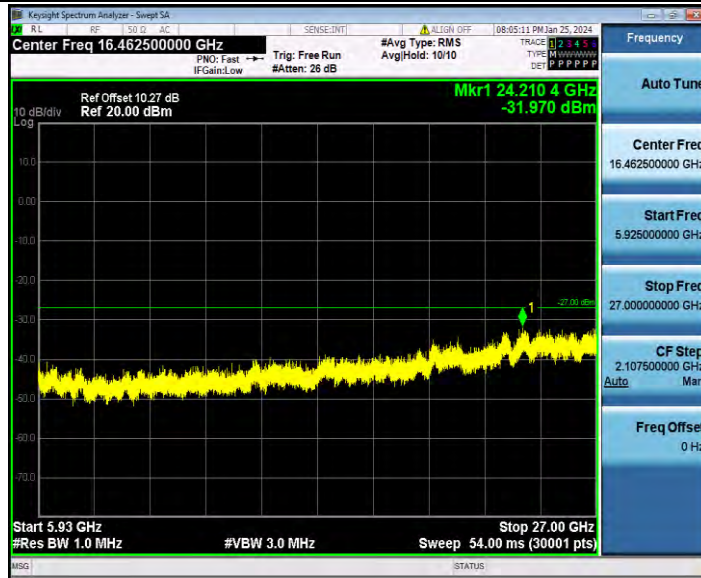
11A_Ant1_5785_5925~40000



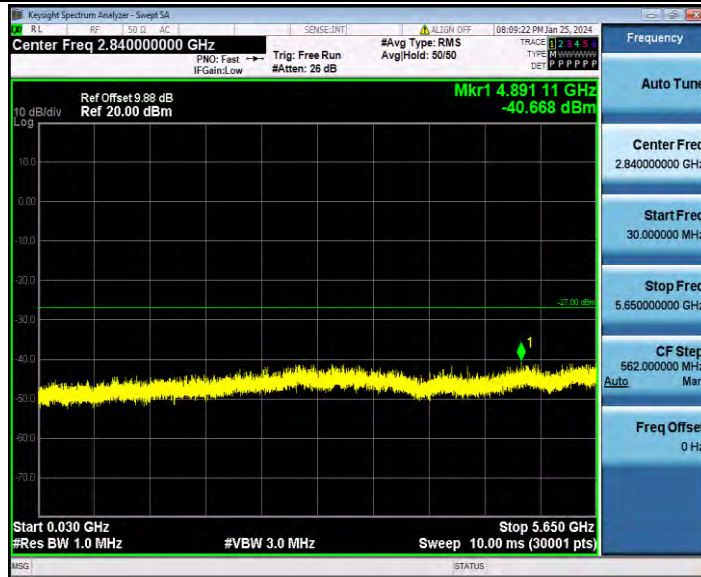
11A_Ant1_5825_30~5650



11A_Ant1_5825_5925~40000



11N20SISO_Ant1_5745_30~5650



11N20SISO_Ant1_5745_5925~40000



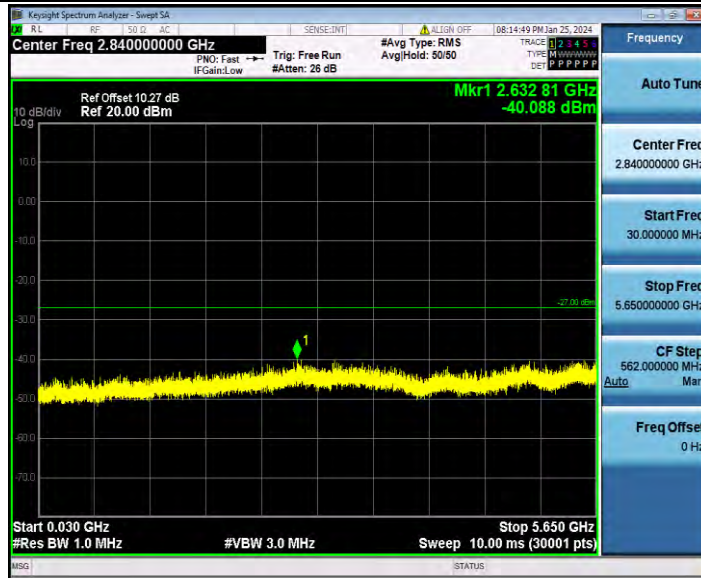
11N20SISO_Ant1_5785_30~5650



11N20SISO_Ant1_5785_5925~40000



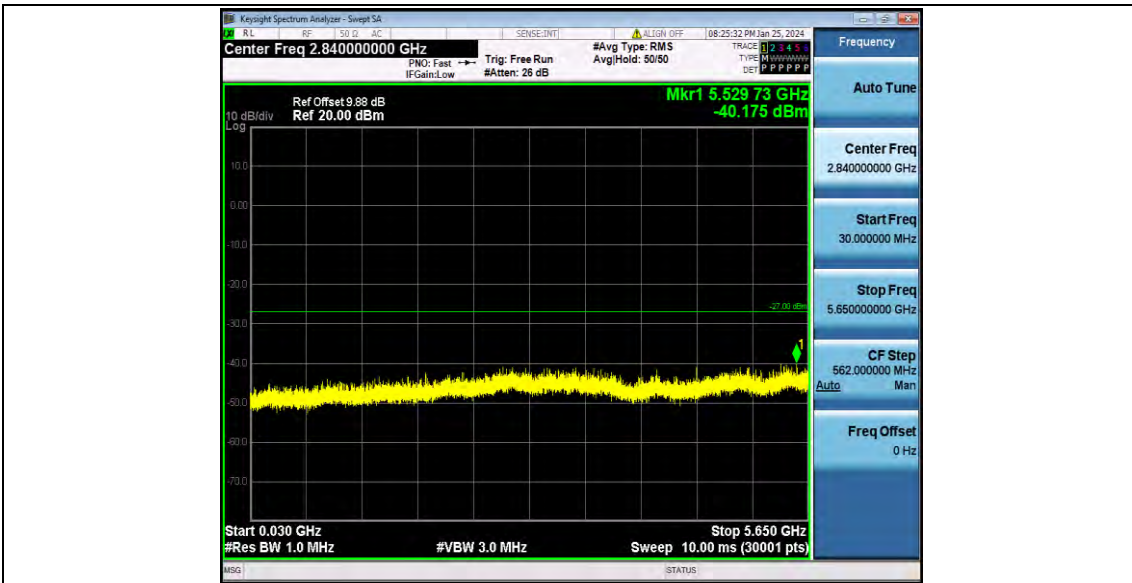
11N20SISO_Ant1_5825_30~5650



11N20SISO_Ant1_5825_5925~40000



11N40SISO_Ant1_5755_30~5650



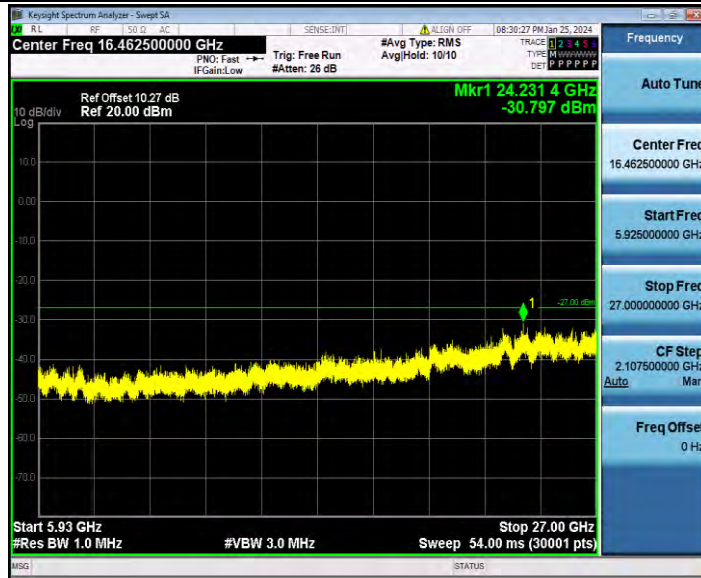
11N40SISO_Ant1_5755_5925~40000



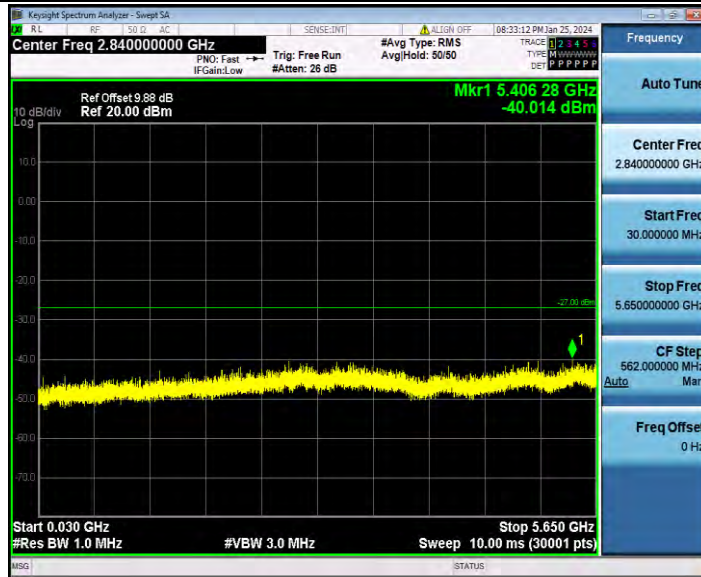
11N40SISO_Ant1_5795_30~5650



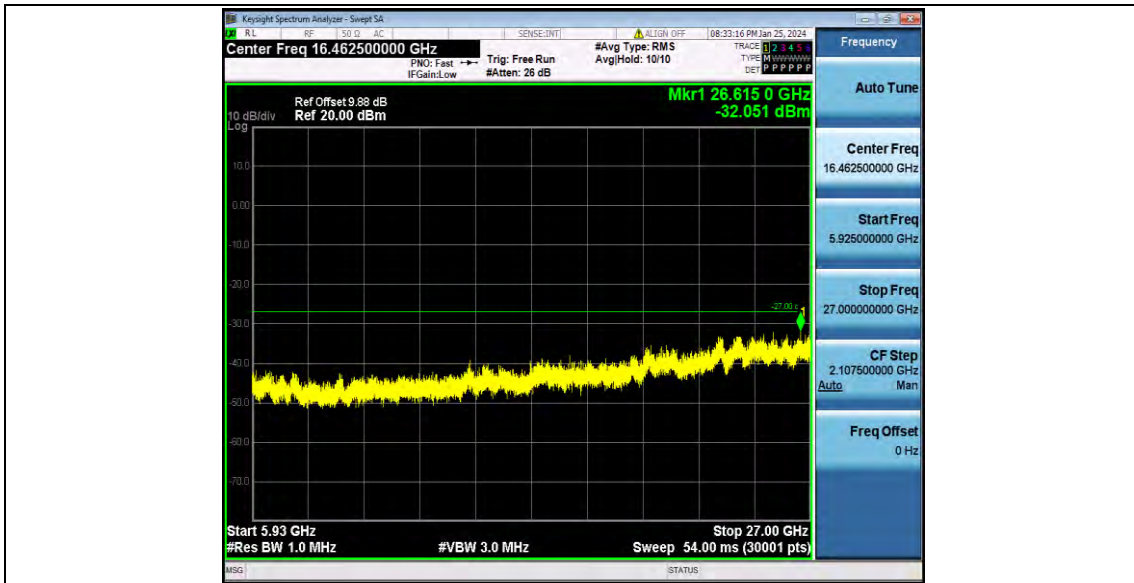
11N40SISO_Ant1_5795_5925~40000



11AC20SISO_Ant1_5745_30~5650



11AC20SISO_Ant1_5745_5925~40000



11AC20SISO_Ant1_5785_30~5650



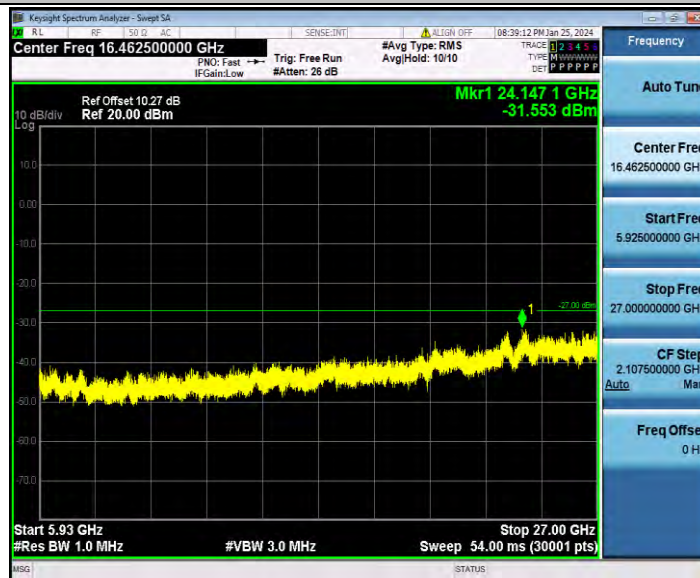
11AC20SISO_Ant1_5785_5925~40000



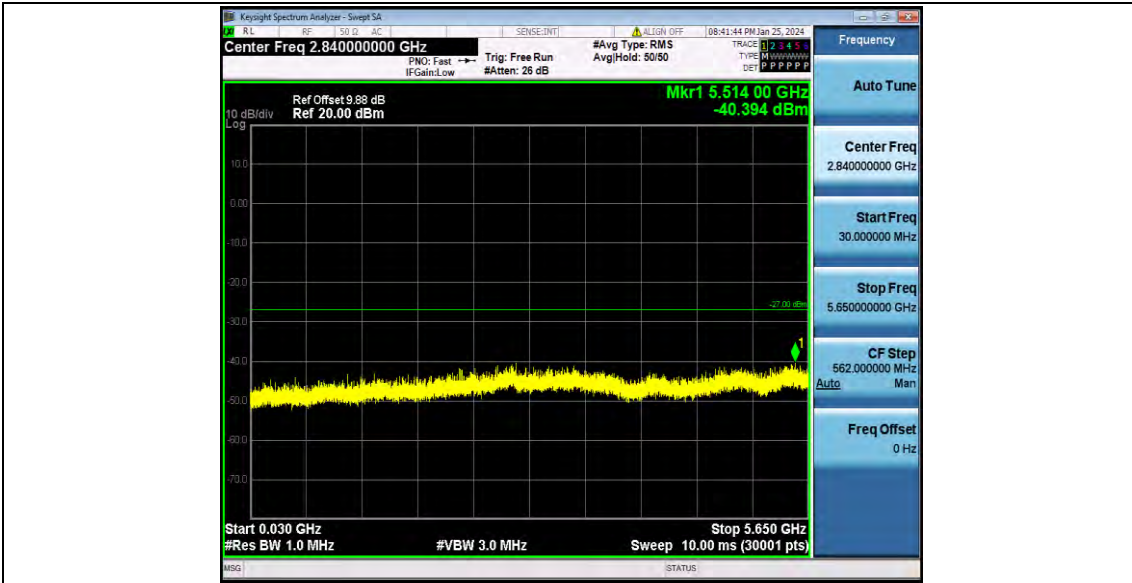
11AC20SISO_Ant1_5825_30~5650



11AC20SISO_Ant1_5825_5925~40000



11AC40SISO_Ant1_5755_30~5650



11AC40SISO_Ant1_5755_5925~4000



11AC40SISO_Ant1_5795_30~5650



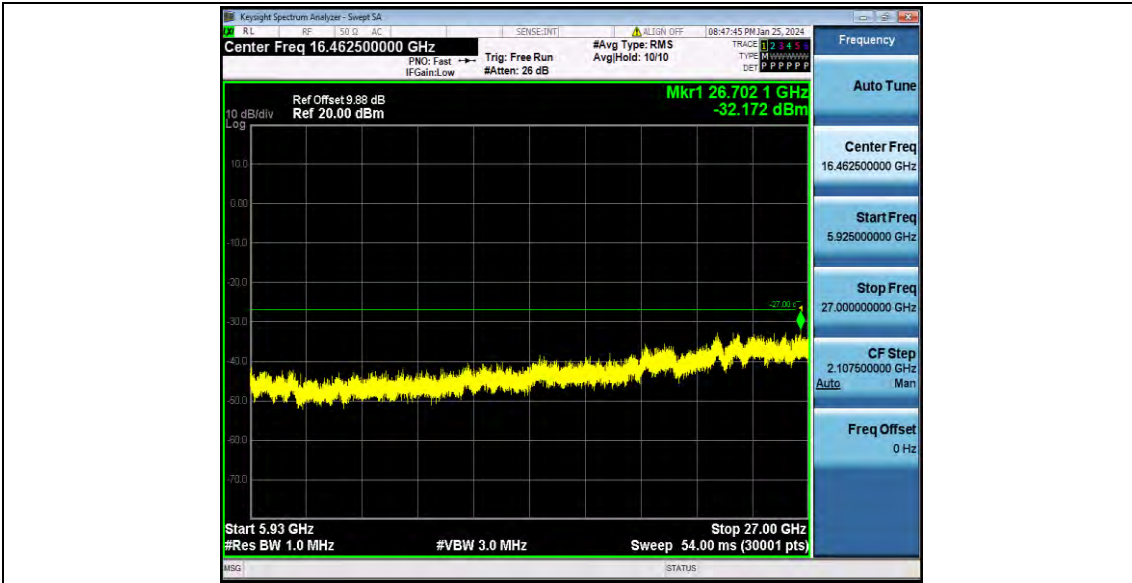
11AC40SISO_Ant1_5795_5925~40000



11AC80SISO_Ant1_5775_30~5650



11AC80SISO_Ant1_5775_5925~40000



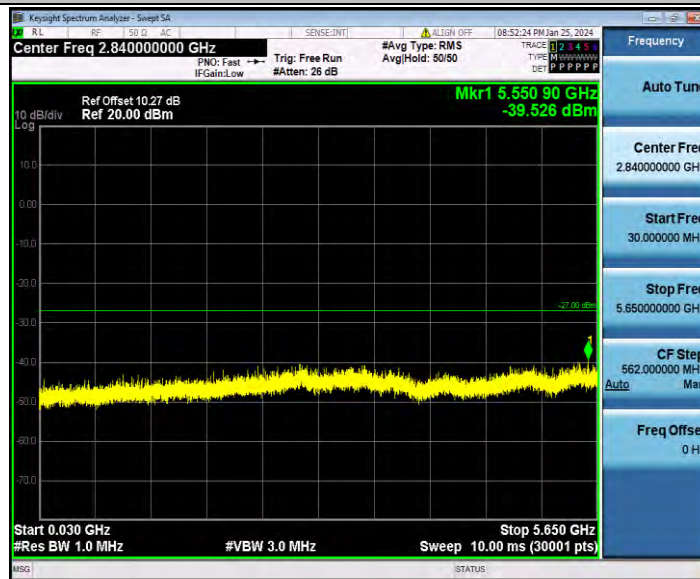
11AX20SISO_Ant1_5745_30~5650



11AX20SISO_Ant1_5745_5925~40000



11AX20SISO_Ant1_5785_30~5650



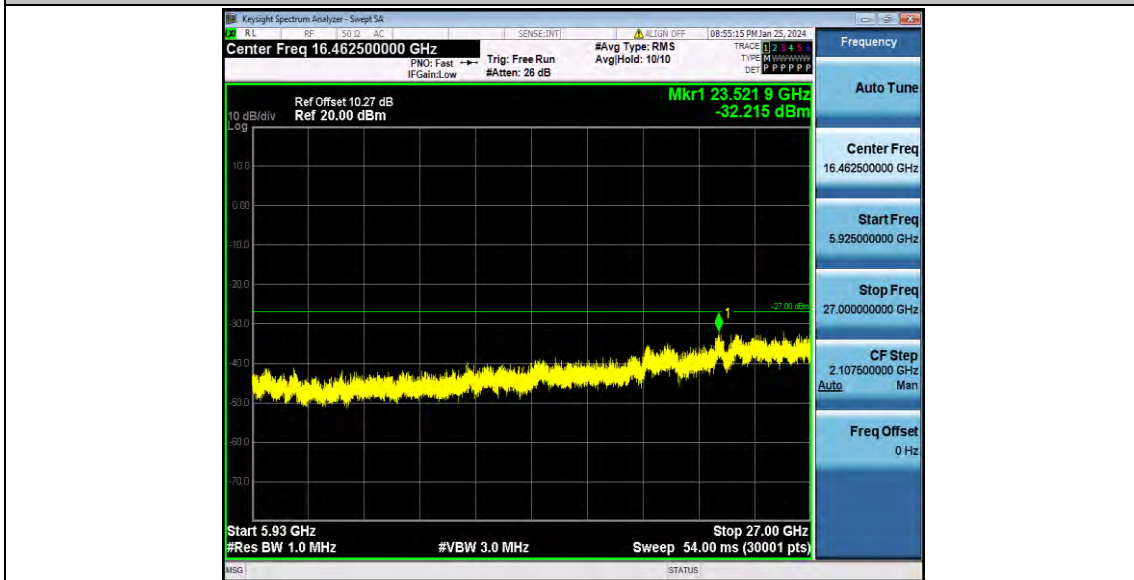
11AX20SISO_Ant1_5785_5925~40000



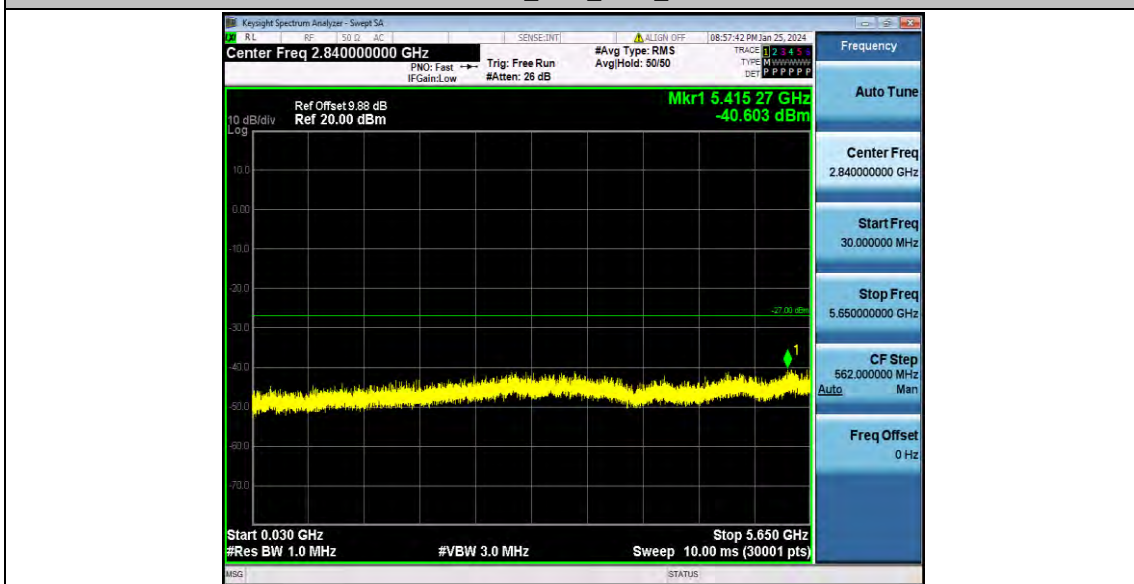
11AX20SISO_Ant1_5825_30~5650



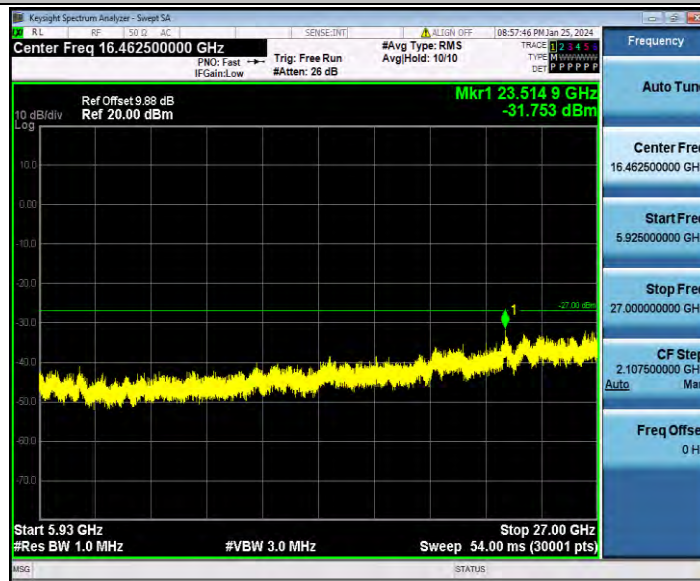
11AX20SISO_Ant1_5825_5925~4000



11AX40SISO_Ant1_5755_30~5650



11AX40SISO_Ant1_5755_5925~40000



11AX40SISO_Ant1_5795_30~5650



11AX40SISO_Ant1_5795_5925~40000



11AX80SISO_Ant1_5775_30~5650

