

Appendix E.4: Maximum conducted output power

Test Result

Test Mode	Antenna	Freq (MHz)	Channel Power [dBm]	Duty Cycle [%]	DC Factor [dBm]	Result [dBm]	Limit [dBm]	Verdict
11A	Ant0	5260	13.02	97.90	0.09	13.11	≤23.98	PASS
		5280	12.61	97.89	0.09	12.70	≤23.98	PASS
		5320	13.68	97.20	0.12	13.80	≤23.98	PASS
11N20SI SO	Ant0	5260	13.00	97.89	0.09	13.09	≤23.98	PASS
		5280	12.49	97.89	0.09	12.58	≤23.98	PASS
		5320	13.82	97.90	0.09	13.91	≤23.98	PASS
11N40SI SO	Ant0	5270	7.86	95.65	0.19	8.05	≤23.98	PASS
		5310	8.88	95.65	0.19	9.07	≤23.98	PASS
11AC20S ISO	Ant0	5260	11.62	97.76	0.10	11.72	≤23.98	PASS
		5280	10.15	97.78	0.10	10.25	≤23.98	PASS
		5320	11.36	97.76	0.10	11.46	≤23.98	PASS
11AC40S ISO	Ant0	5270	7.92	95.59	0.20	8.12	≤23.98	PASS
		5310	8.83	95.59	0.20	9.03	≤23.98	PASS
11AC80S ISO	Ant0	5290	6.50	91.67	0.38	6.88	≤23.98	PASS
11AX20SI SO	Ant0	5260	10.77	96.19	0.17	10.94	≤23.98	PASS
		5280	10.25	97.14	0.13	10.38	≤23.98	PASS
		5320	11.52	96.19	0.17	11.69	≤23.98	PASS
11AX40SI SO	Ant0	5270	10.10	94.74	0.23	10.33	≤23.98	PASS
		5310	11.08	92.98	0.32	11.40	≤23.98	PASS
11AX80SI SO	Ant0	5290	7.32	50.45	2.97	10.29	≤23.98	PASS

Note:

1. The Duty Cycle Factor is compensated in the graph.
2. The Duty Cycle Factor and RBW Factor is compensated in the data.

Appendix E.5: Maximum power spectral density

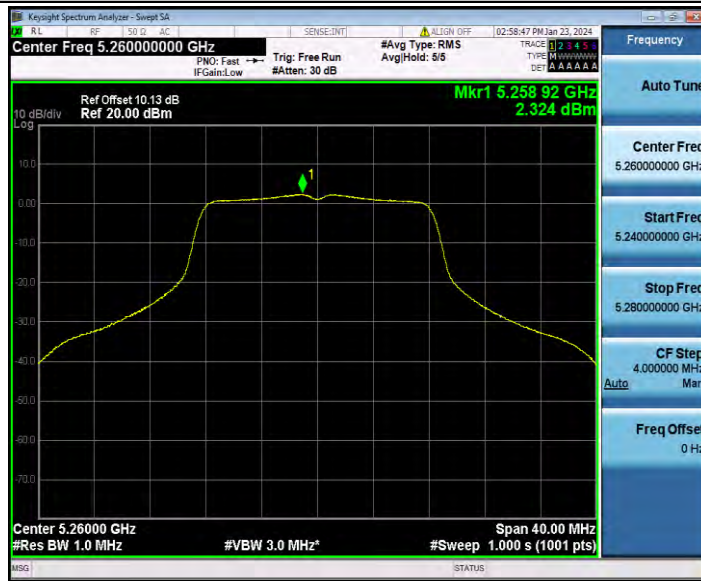
Test Result

TestMode	Antenna	Freq(MHz)	Result [dBm/MHz]	Limit[dBm/MHz]	Verdict
11A	Ant0	5260	2.32	≤11.00	PASS
		5280	1.81	≤11.00	PASS
		5320	3.07	≤11.00	PASS
11N20SISO	Ant0	5260	2.29	≤11.00	PASS
		5280	1.76	≤11.00	PASS
		5320	2.92	≤11.00	PASS
11N40SISO	Ant0	5270	-5.08	≤11.00	PASS
		5310	-4.21	≤11.00	PASS
11AC20SISO	Ant0	5260	0.58	≤11.00	PASS
		5280	-0.85	≤11.00	PASS
		5320	0.47	≤11.00	PASS
11AC40SISO	Ant0	5270	-5.11	≤11.00	PASS
		5310	-4.19	≤11.00	PASS
11AC80SISO	Ant0	5290	-10.04	≤11.00	PASS
11AX20SISO	Ant0	5260	-0.66	≤11.00	PASS
		5280	-1.16	≤11.00	PASS
		5320	0.14	≤11.00	PASS
11AX40SISO	Ant0	5270	-3.21	≤11.00	PASS
		5310	-2.22	≤11.00	PASS
11AX80SISO	Ant0	5290	-6.83	≤11.00	PASS

Note: 1.The Result and Limit Unit is dBm/500 kHz in the band 5.725–5.85 GHz.
2.The Duty Cycle Factor and RBW Factor is compensated in the graph.

Test Graphs

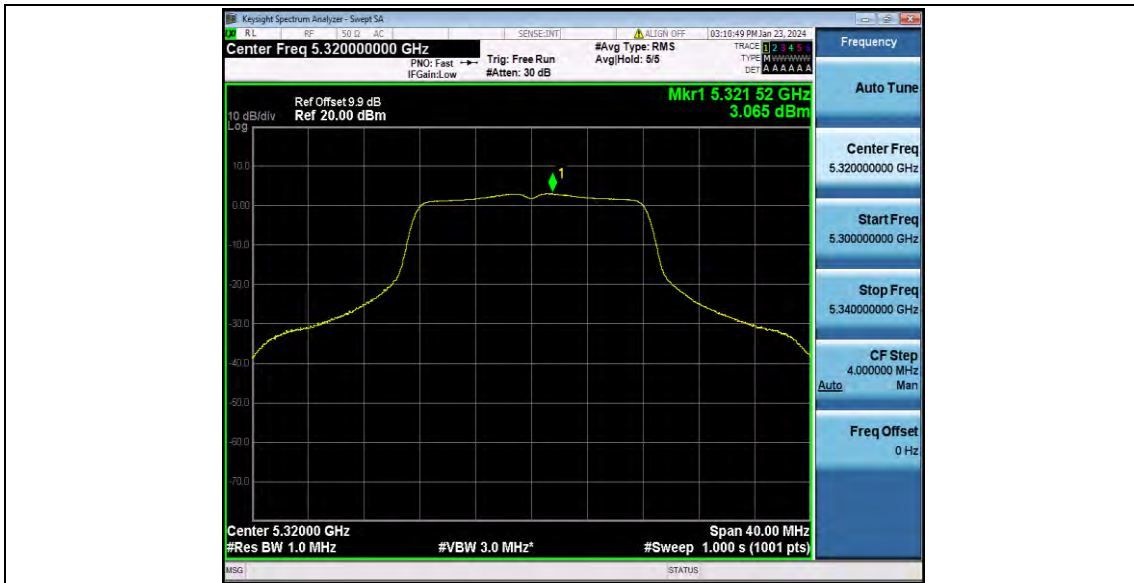
11A_Ant0_5260



11A_Ant0_5280



11A_Ant0_5320



11N20SISO_Ant0_5260



11N20SISO_Ant0_5280



11N20SISO_Ant0_5320



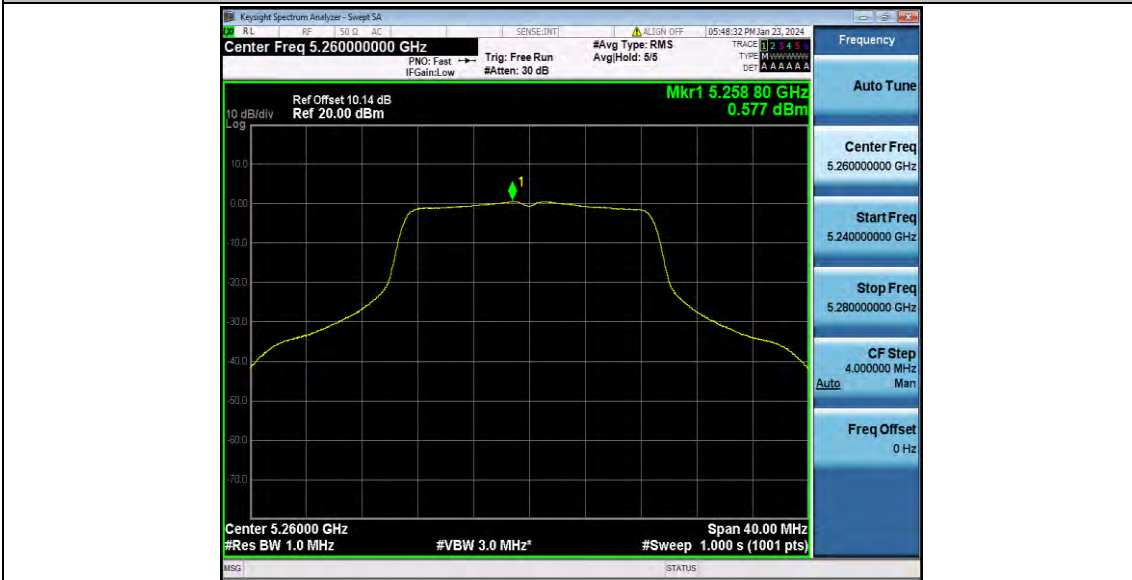
11N40SISO_Ant0_5270



11N40SISO_Ant0_5310



11AC20SISO_Ant0_5260



11AC20SISO_Ant0_5280



11AC20SISO_Ant0_5320



11AC40SISO_Ant0_5270



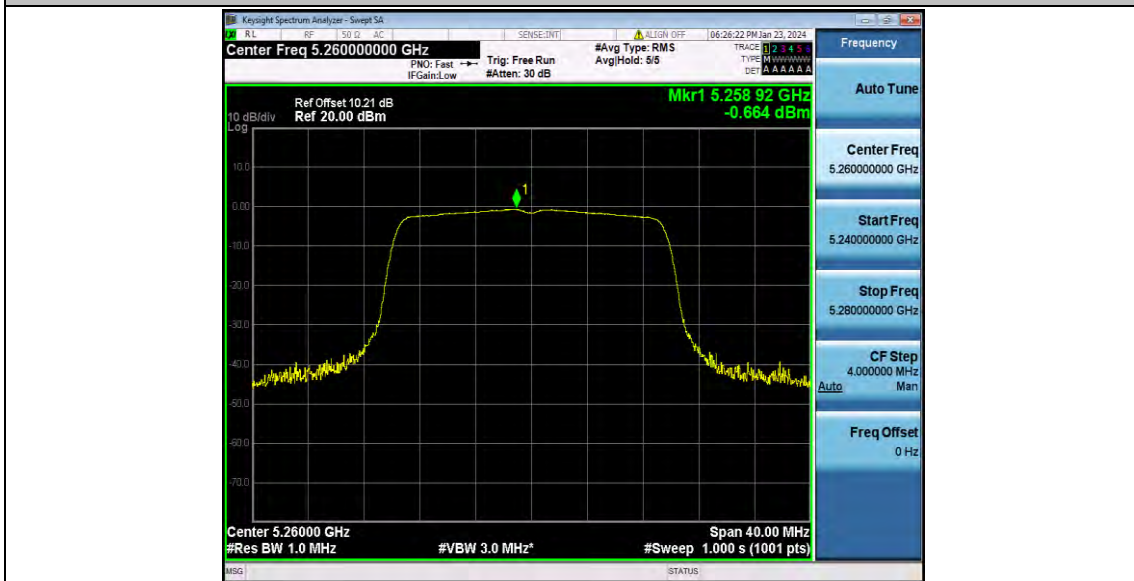
11AC40SISO_Ant0_5310



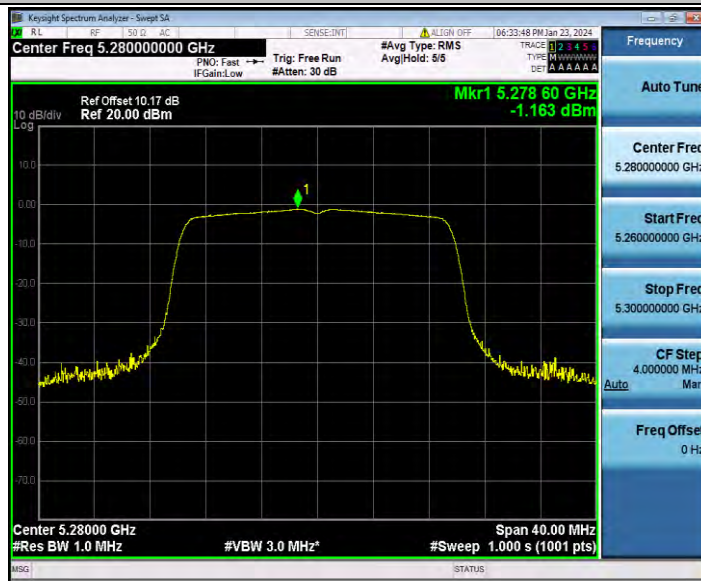
11AC80SISO_Ant0_5290



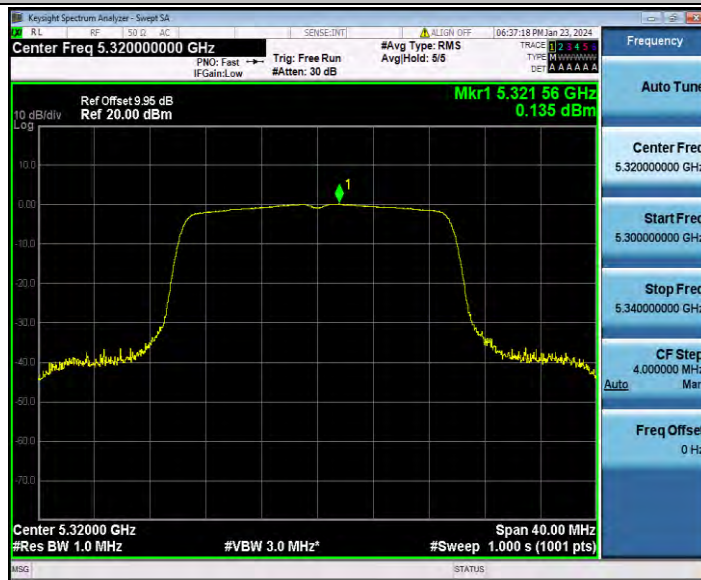
11AX20SISO_Ant0_5260



11AX20SISO_Ant0_5280



11AX20SISO_Ant0_5320



11AX40SISO_Ant0_5270



11AX40SISO_Ant0_5310



11AX80SISO_Ant0_5290

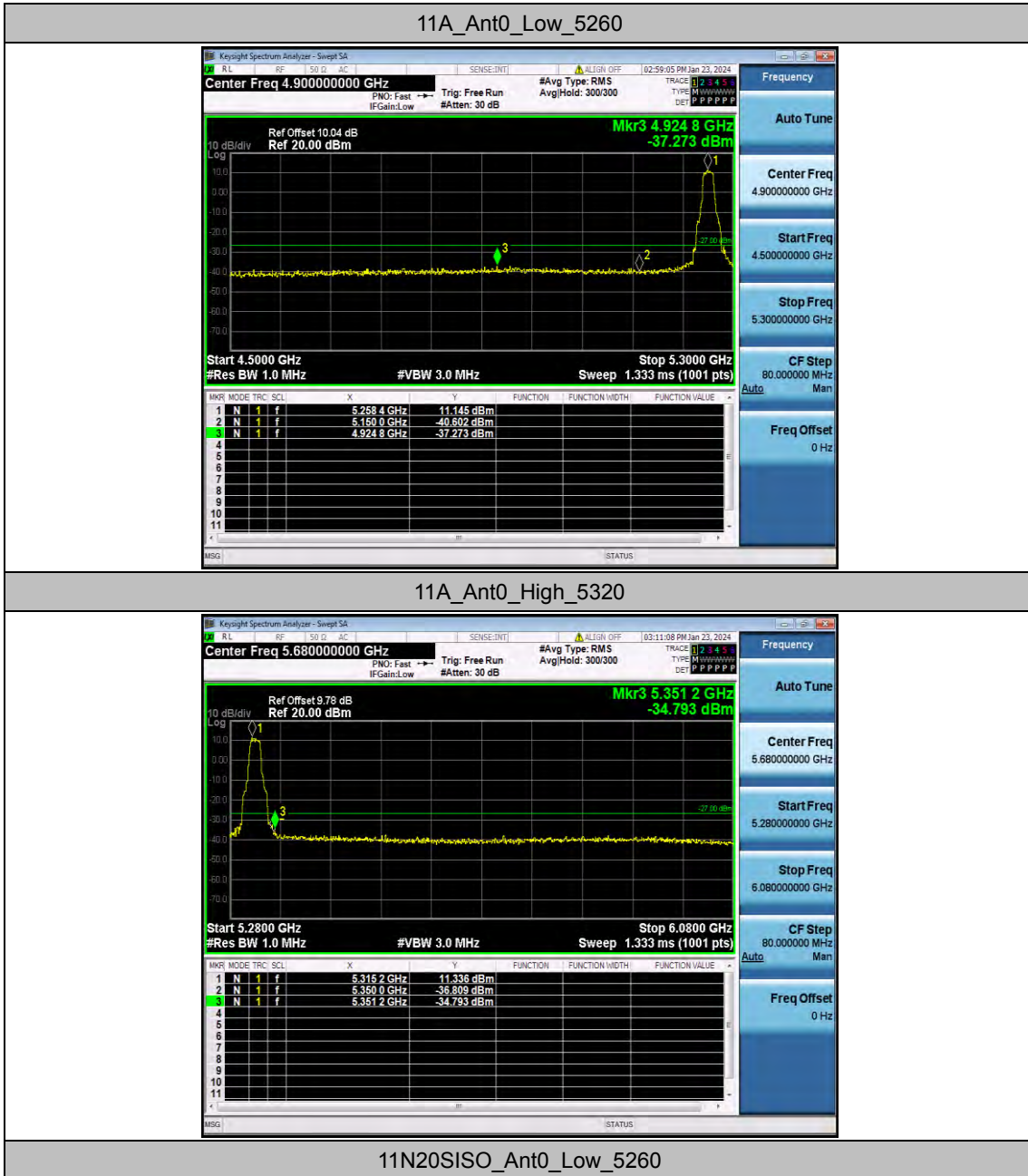


Appendix E.6: Band edge measurements

Test Result B2

TestMode	Antenna	ChName	Freq(MHz)	Result[dBm]	Limit[dBm]	Verdict
11A	Ant0	Low	5260	-37.27	≤-27	PASS
		High	5320	-34.79	≤-27	PASS
11N20SISO	Ant0	Low	5260	-37.31	≤-27	PASS
		High	5320	-36.98	≤-27	PASS
11N40SISO	Ant0	Low	5270	-37.44	≤-27	PASS
		High	5310	-37.41	≤-27	PASS
11AC20SISO	Ant0	Low	5260	-36.44	≤-27	PASS
		High	5320	-36.59	≤-27	PASS
11AC40SISO	Ant0	Low	5270	-36.71	≤-27	PASS
		High	5310	-37.81	≤-27	PASS
11AC80SISO	Ant0	Low	5290	-37.73	≤-27	PASS
		High	5290	-37.13	≤-27	PASS
11AX20SISO	Ant0	Low	5260	-37.58	≤-27	PASS
		High	5320	-37.15	≤-27	PASS
11AX40SISO	Ant0	Low	5270	-37.26	≤-27	PASS
		High	5310	-36.36	≤-27	PASS
11AX80SISO	Ant0	Low	5290	-37.79	≤-27	PASS
		High	5290	-31.57	≤-27	PASS

Test Graphs B2

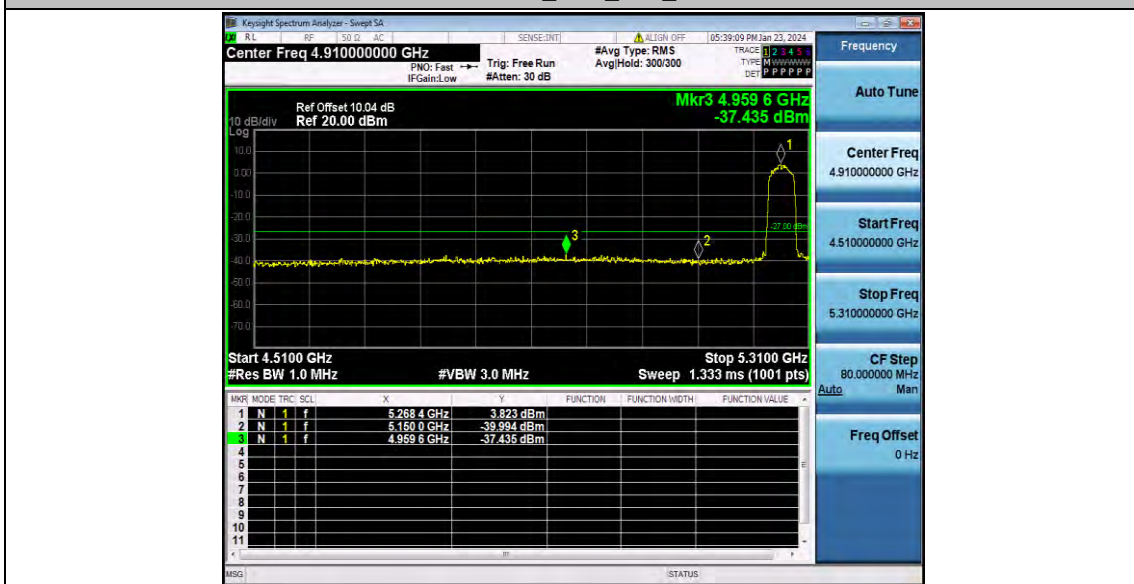




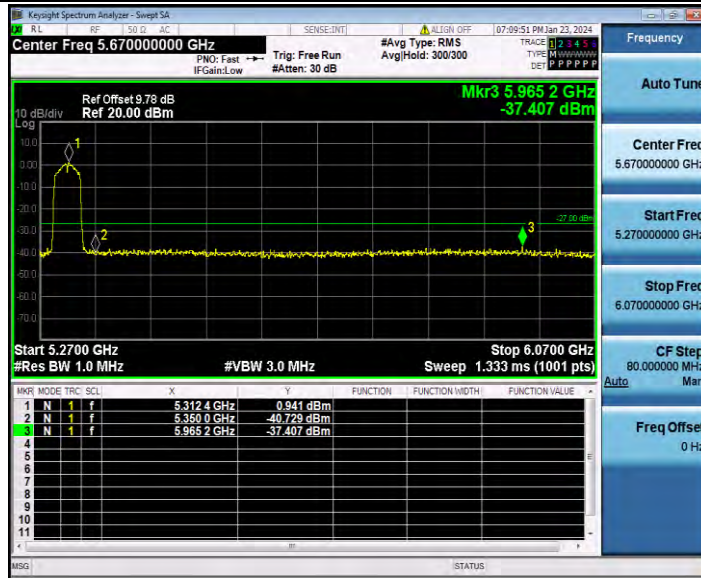
11N20SISO_Ant0_High_5320



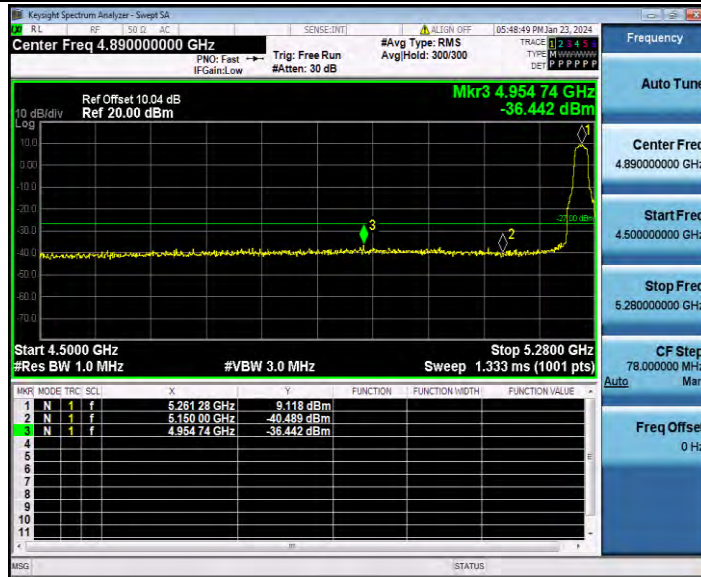
11N40SISO_Ant0_Low_5270



11N40SISO_Ant0_High_5310



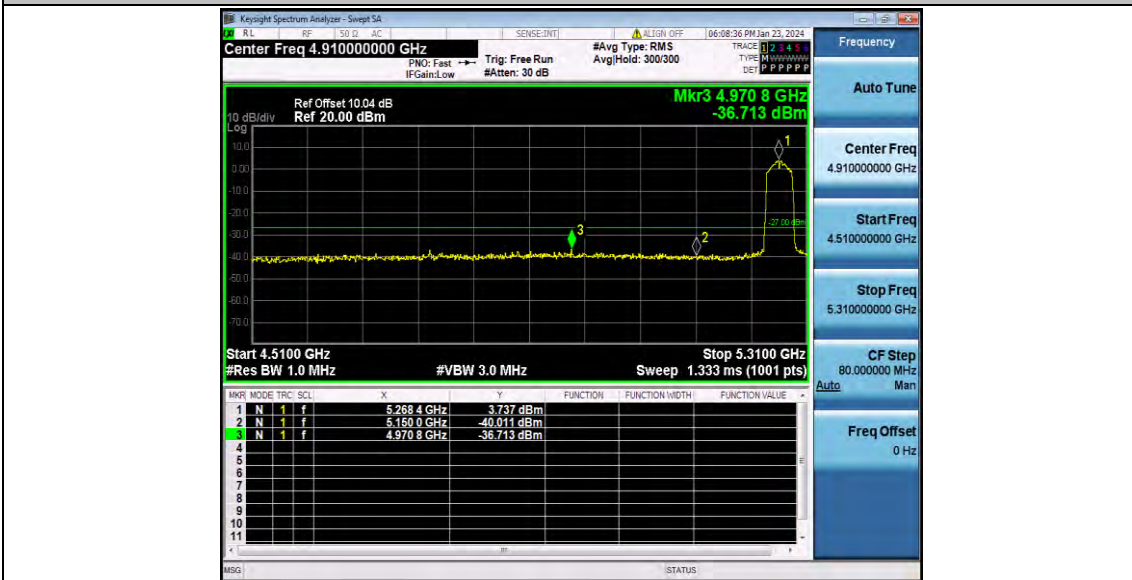
11AC20SISO_Ant0_Low_5260



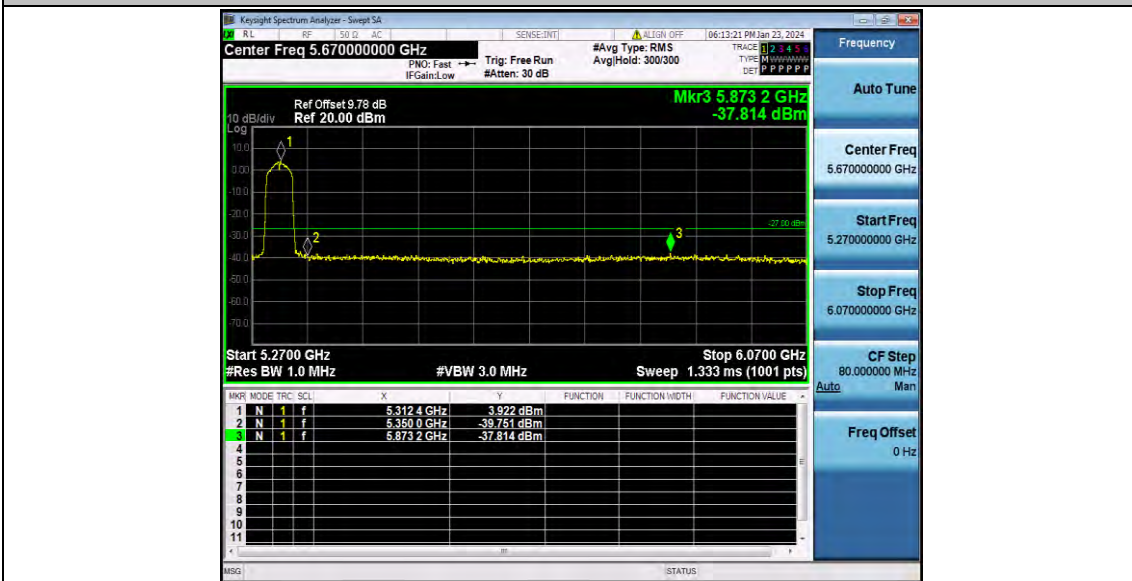
11AC20SISO_Ant0_High_5320



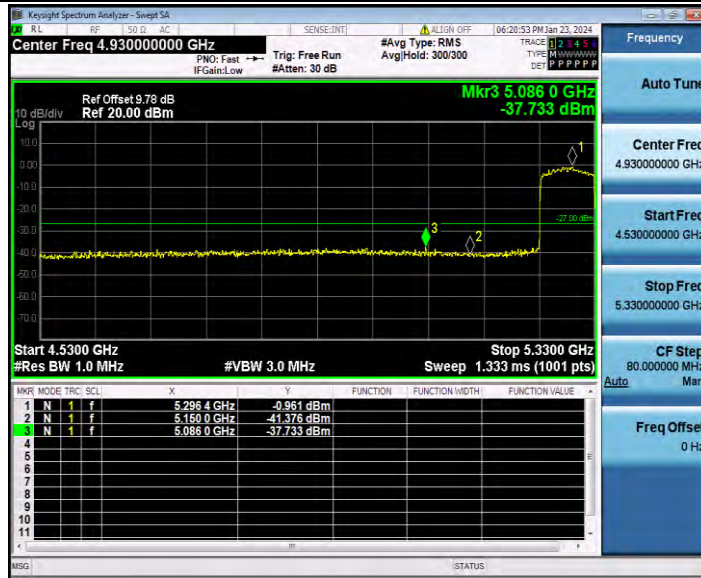
11AC40SISO_Ant0_Low_5270



11AC40SISO_Ant0_High_5310



11AC80SISO_Ant0_Low_5290



11AC80SISO_Ant0_High_5290



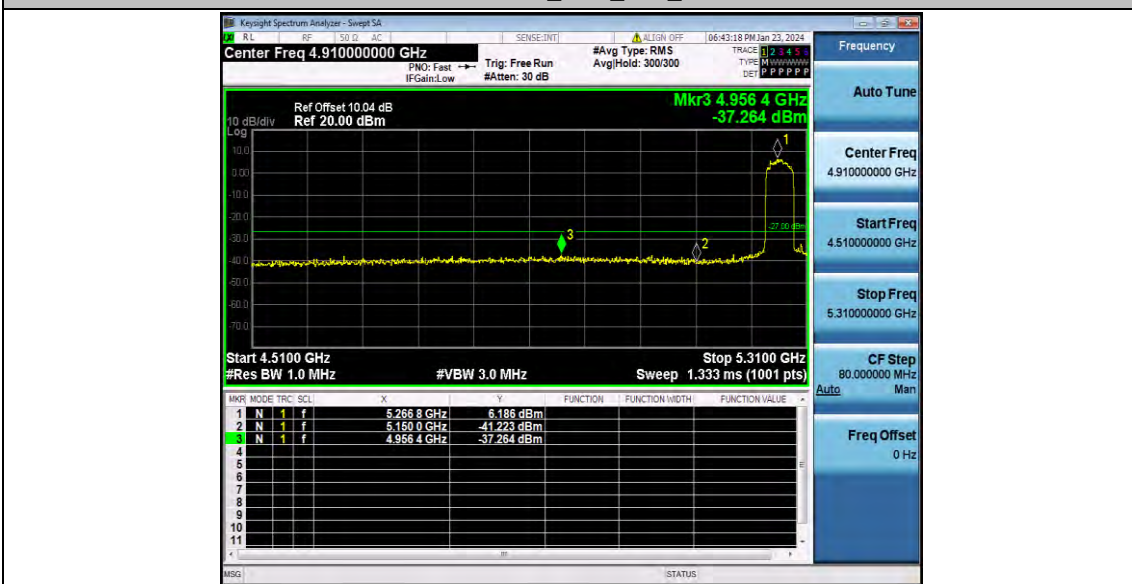
11AX20SISO_Ant0_Low_5260



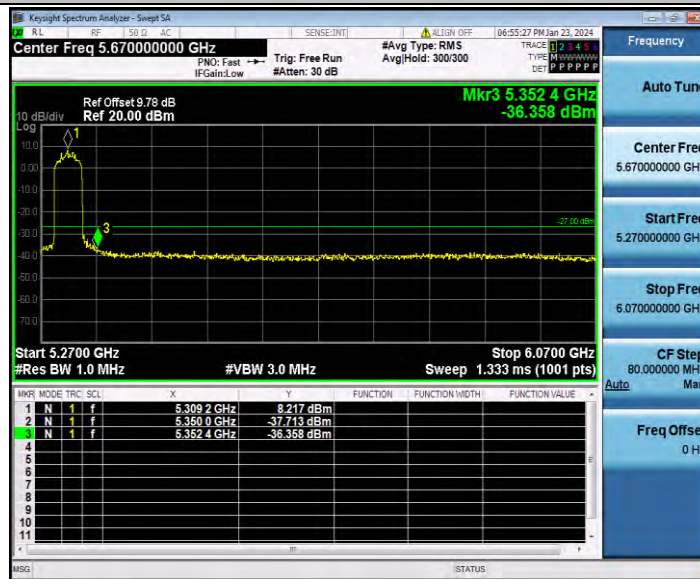
11AX20SISO_Ant0_High_5320



11AX40SISO_Ant0_Low_5270



11AX40SISO_Ant0_High_5310



11AX80SISO_Ant0_Low_5290



11AX80SISO_Ant0_High_5290



Appendix E.7: Conducted Spurious Emission

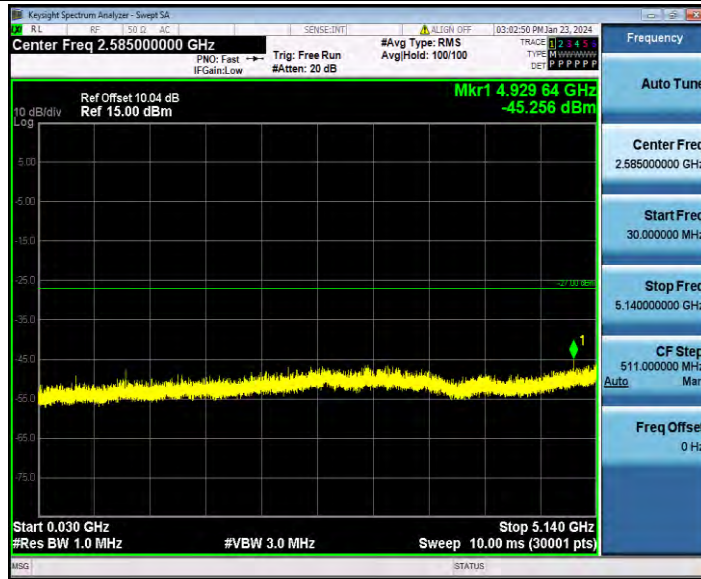
Test Result

TestMode	Antenna	Freq(MHz)	FreqRange [MHz]	Max. Fre [MHz]	Max. Level [dBm]	Limit [dBm]	Verdict
11A	Ant0	5260	30~5140	4929.64	-45.26	≤-27	PASS
			5360~40000	15781.1	-33.08	≤-27	PASS
		5280	30~5140	1748.32	-37.31	≤-27	PASS
			5360~40000	10562.26	-31.26	≤-27	PASS
		5320	30~5140	2703.72	-46.46	≤-27	PASS
			5360~40000	10639.44	-32.44	≤-27	PASS
11N20SISO	Ant0	5260	30~5140	5134.89	-45.76	≤-27	PASS
			5360~40000	15774.61	-32.68	≤-27	PASS
		5280	30~5140	3054.78	-46.16	≤-27	PASS
			5360~40000	10557.93	-32.28	≤-27	PASS
		5320	30~5140	2438.34	-42.51	≤-27	PASS
			5360~40000	10641.6	-32.42	≤-27	PASS
11N40SISO	Ant0	5270	30~5140	4931.17	-46.35	≤-27	PASS
			5360~40000	24226.47	-37.2	≤-27	PASS
		5310	30~5140	4948.03	-46.12	≤-27	PASS
			5360~40000	23562.85	-37.9	≤-27	PASS
11AC20SISO	Ant0	5260	30~5140	5087.2	-45.76	≤-27	PASS
			5360~40000	10520.42	-34.31	≤-27	PASS
		5280	30~5140	4783.83	-45.74	≤-27	PASS
			5360~40000	10555.04	-34.55	≤-27	PASS
		5320	30~5140	3055.8	-46.6	≤-27	PASS
			5360~40000	10640.88	-28.13	≤-27	PASS
11AC40SISO	Ant0	5270	30~5140	3067.72	-46.02	≤-27	PASS
			5360~40000	24816.52	-37.39	≤-27	PASS
		5310	30~5140	3042.69	-46.67	≤-27	PASS
			5360~40000	10622.13	-36.97	≤-27	PASS
11AC80SISO	Ant0	5290	30~5140	2438.17	-42.29	≤-27	PASS
			5360~40000	26512.38	-37.9	≤-27	PASS
11AX20SISO	Ant0	5260	30~5140	4807.17	-45.43	≤-27	PASS
			5360~40000	15781.82	-37.08	≤-27	PASS
		5280	30~5140	2684.47	-46.07	≤-27	PASS
			5360~40000	10552.88	-34.92	≤-27	PASS
		5320	30~5140	5103.04	-46.32	≤-27	PASS
			5360~40000	10641.6	-29.09	≤-27	PASS
11AX40SISO	Ant0	5270	30~5140	4908.18	-46.12	≤-27	PASS
			5360~40000	23585.21	-37.29	≤-27	PASS

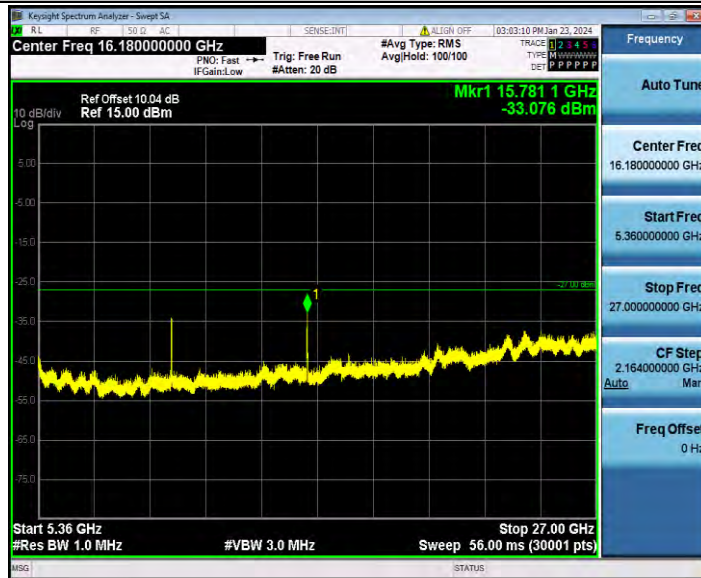
		5310	30~5140	3186.62	-46.64	≤ -27	PASS
			5360~40000	10630.78	-33.49	≤ -27	PASS
11AX80SISO	Ant0	5290	30~5140	3337.19	-46	≤ -27	PASS
			5360~40000	5386.69	-35.54	≤ -27	PASS

Test Graphs

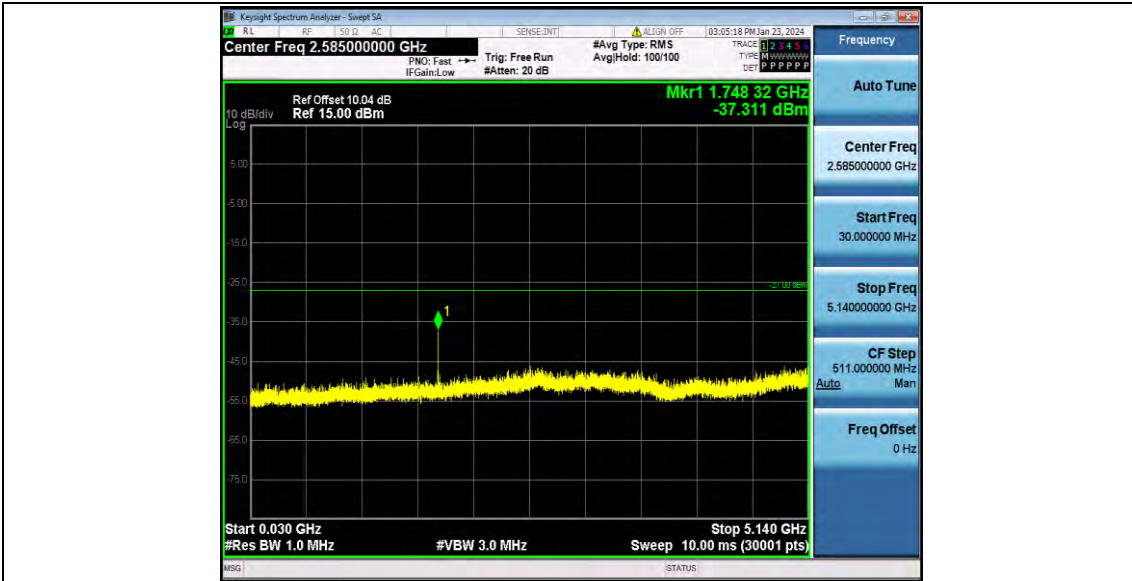
11A_Ant0_5260_30~5140



11A_Ant0_5260_5360~40000



11A_Ant0_5280_30~5140



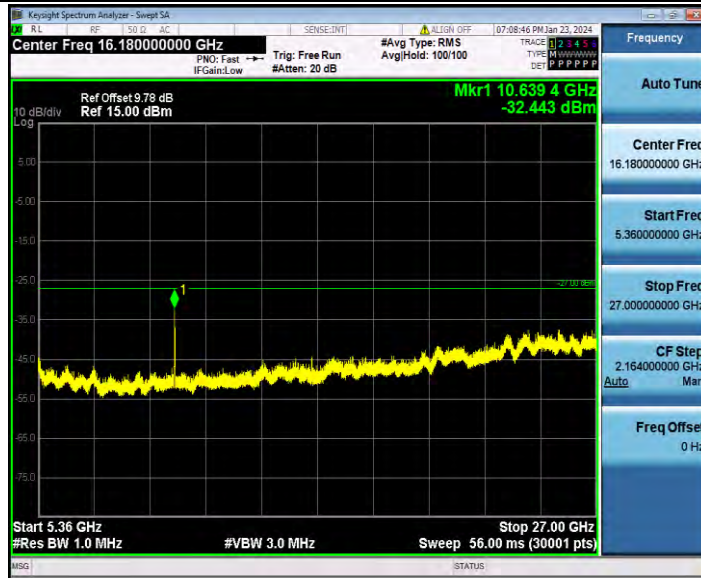
11A_Ant0_5280_5360~40000



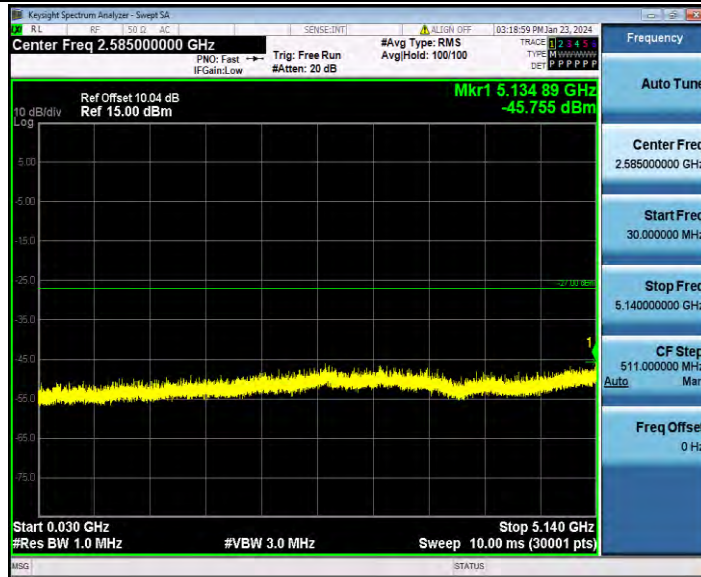
11A_Ant0_5320_30~5140



11A_Ant0_5320_5360~40000



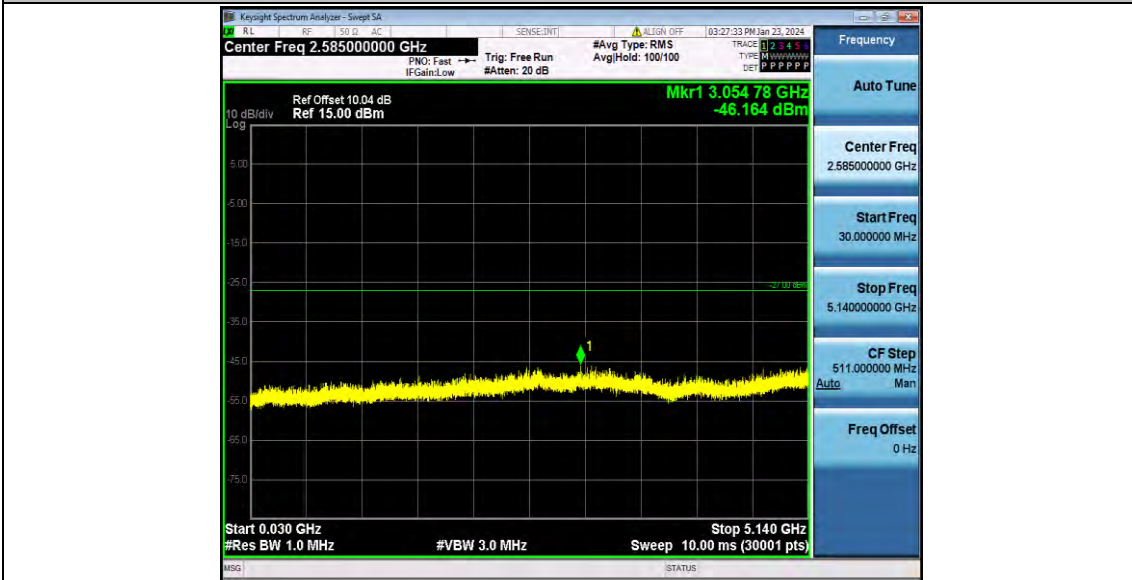
11N20SISO_Ant0_5260_30~5140



11N20SISO_Ant0_5260_5360~40000



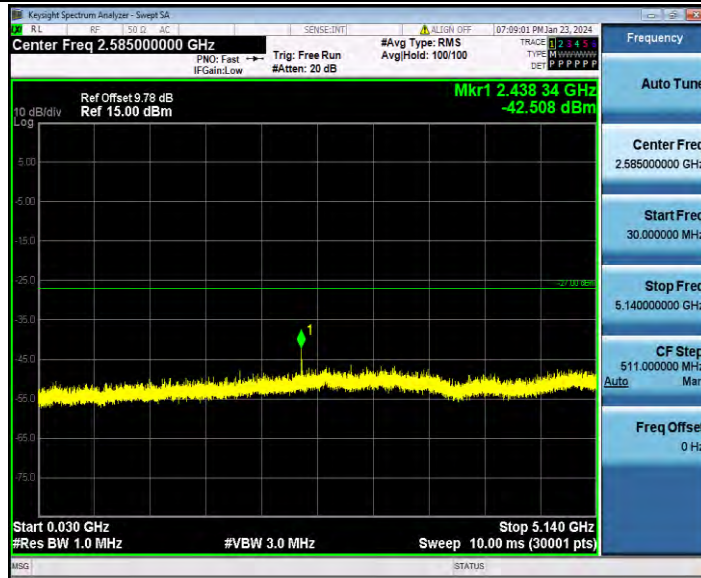
11N20SISO_Ant0_5280_30~5140



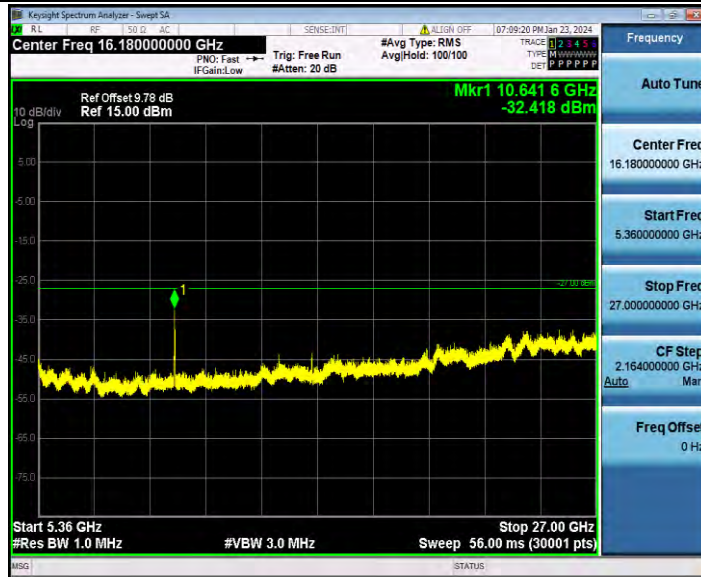
11N20SISO_Ant0_5280_5360~40000



11N20SISO_Ant0_5320_30~5140



11N20SISO_Ant0_5320_5360~40000



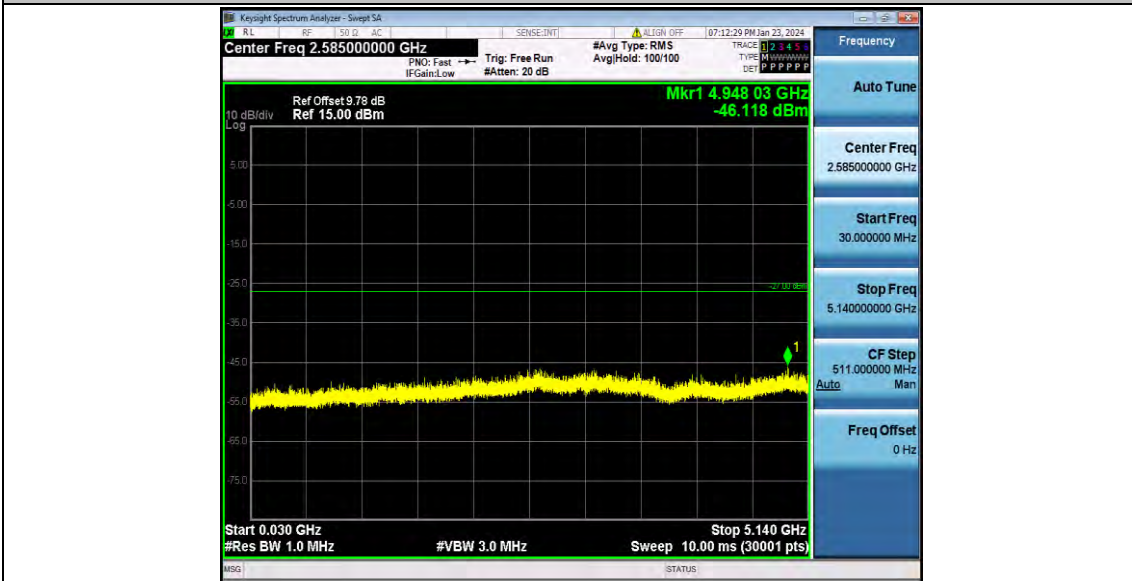
11N40SISO_Ant0_5270_30~5140



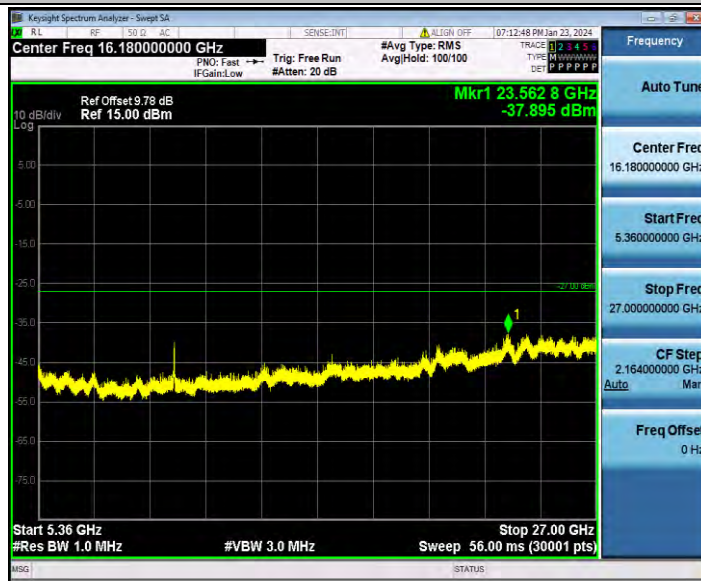
11N40SISO_Ant0_5270_5360~40000



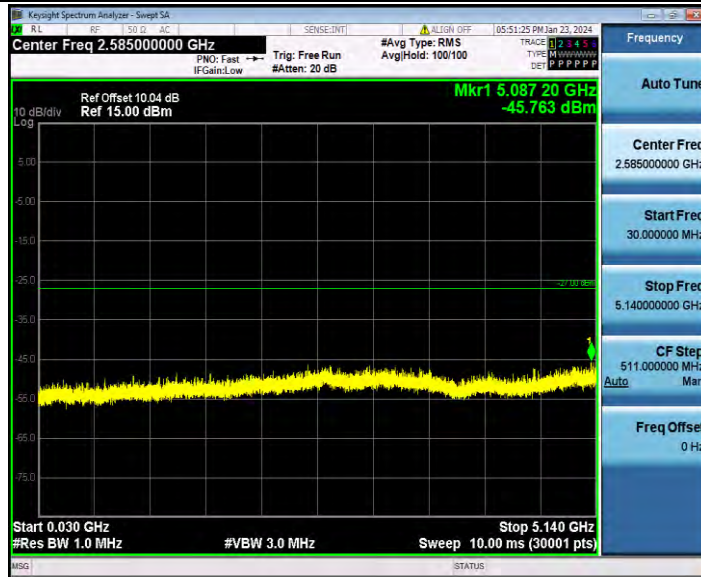
11N40SISO_Ant0_5310_30~5140



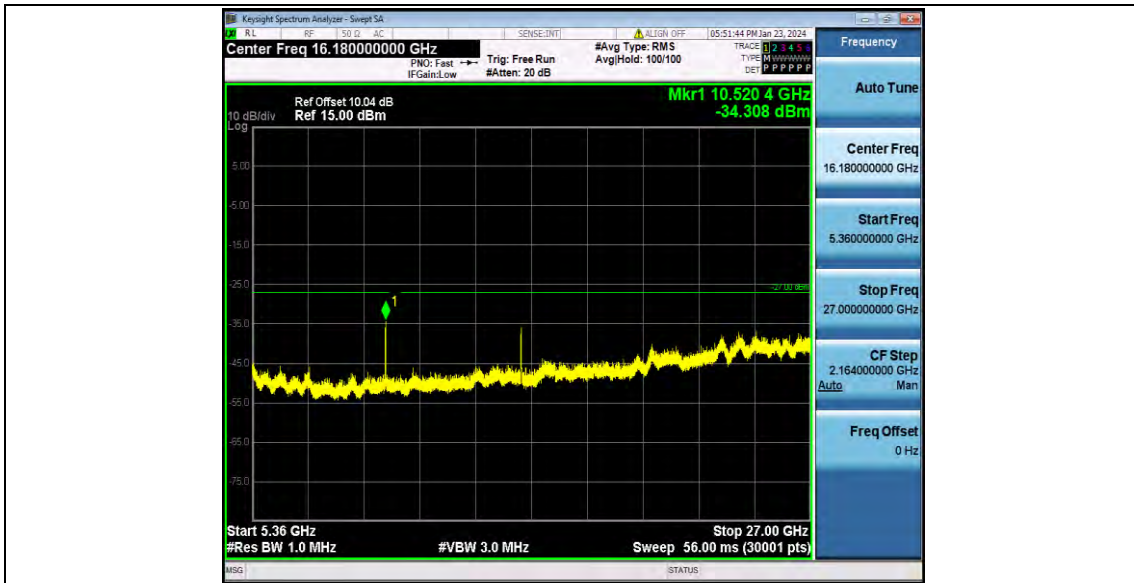
11N40SISO_Ant0_5310_5360~40000



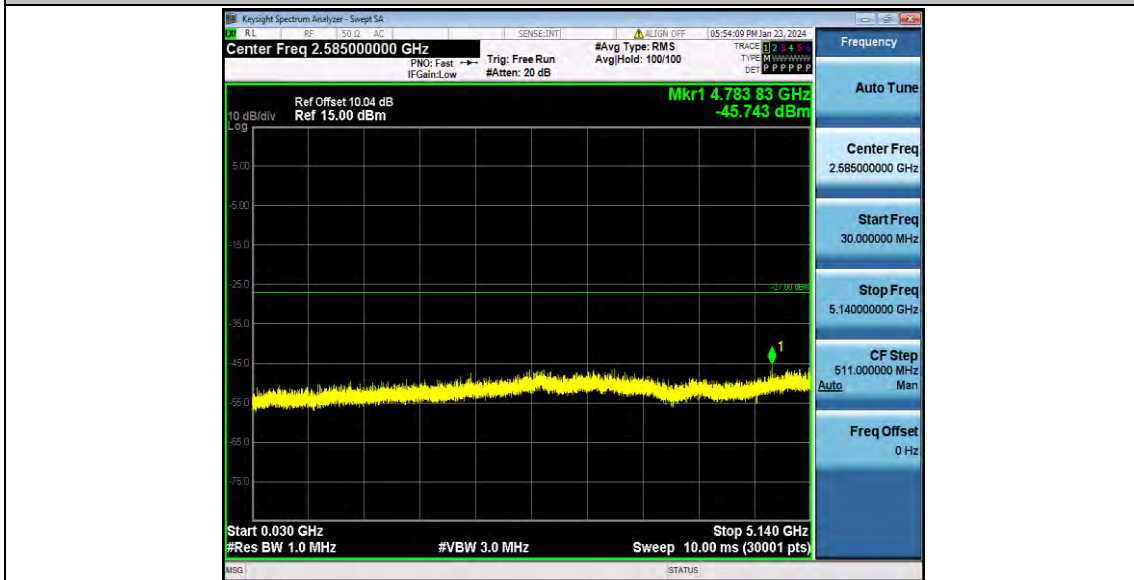
11AC20SISO_Ant0_5260_30~5140



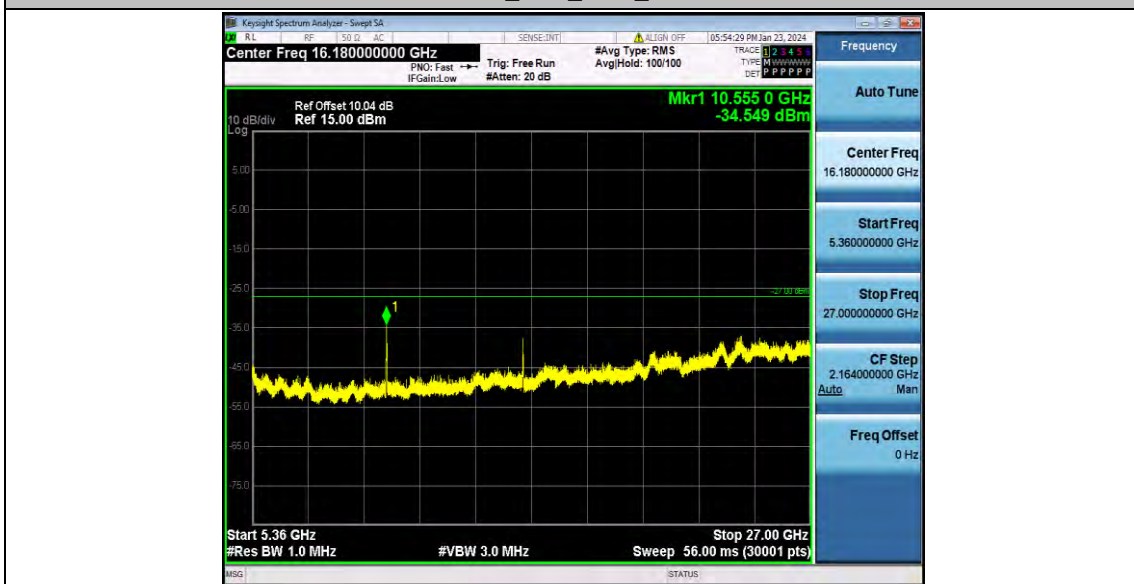
11AC20SISO_Ant0_5260_5360~40000



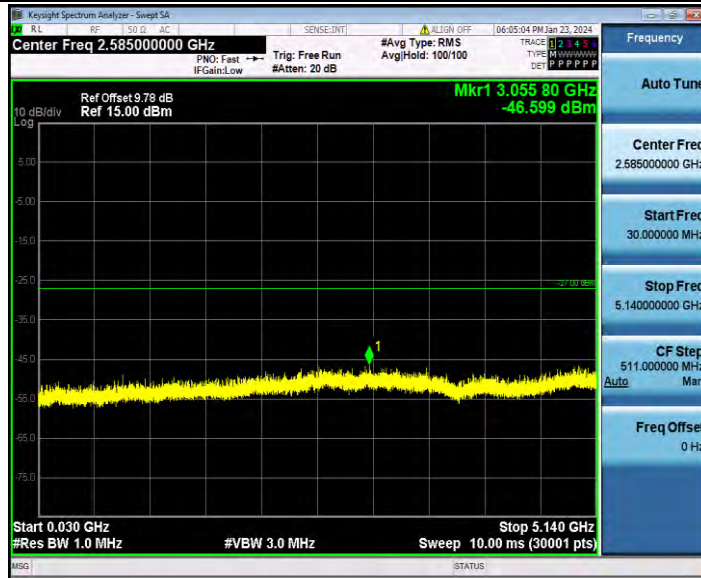
11AC20SISO_Ant0_5280_30~5140



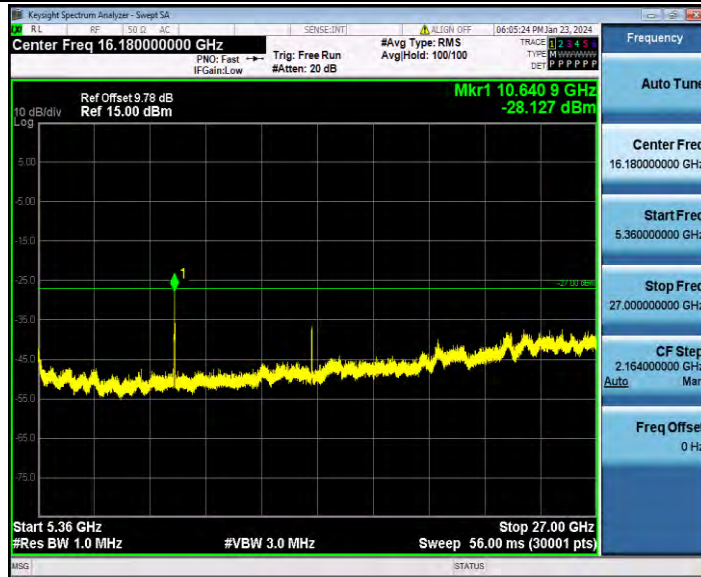
11AC20SISO_Ant0_5280_5360~40000



11AC20SISO_Ant0_5320_30~5140



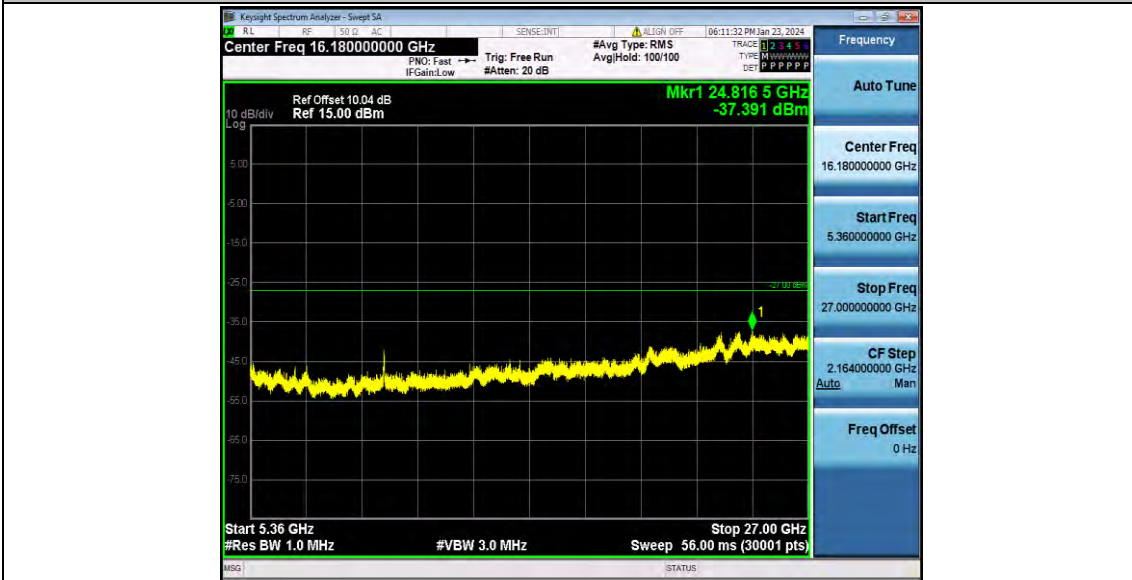
11AC20SISO_Ant0_5320_5360~40000



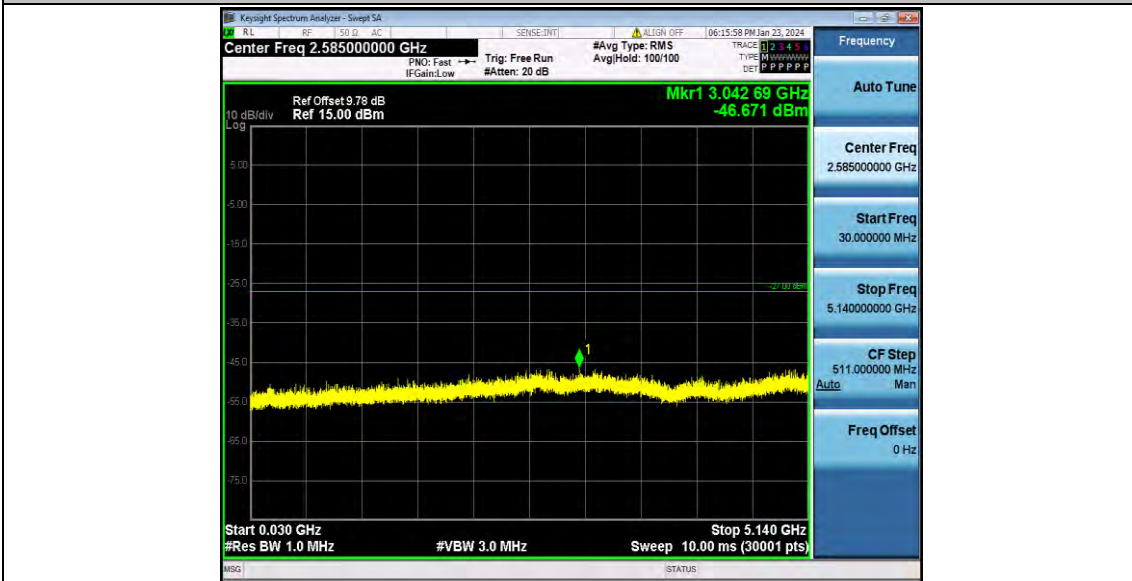
11AC40SISO_Ant0_5270_30~5140



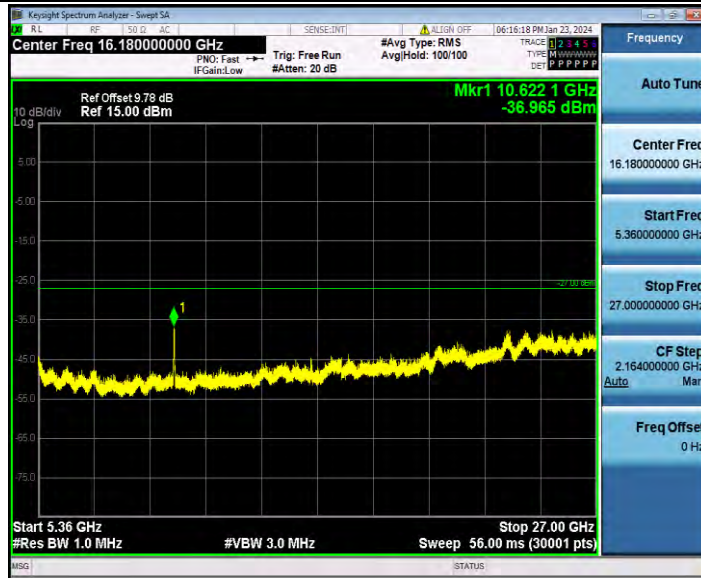
11AC40SISO_Ant0_5270_5360~4000



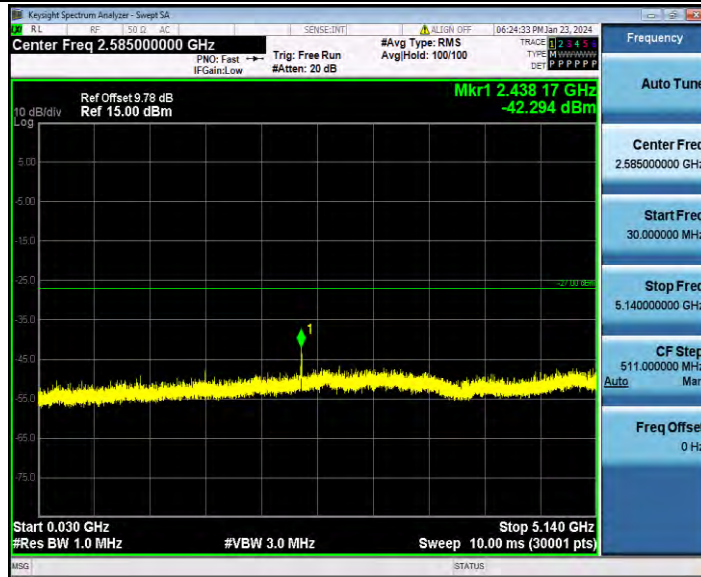
11AC40SISO_Ant0_5310_30~5140



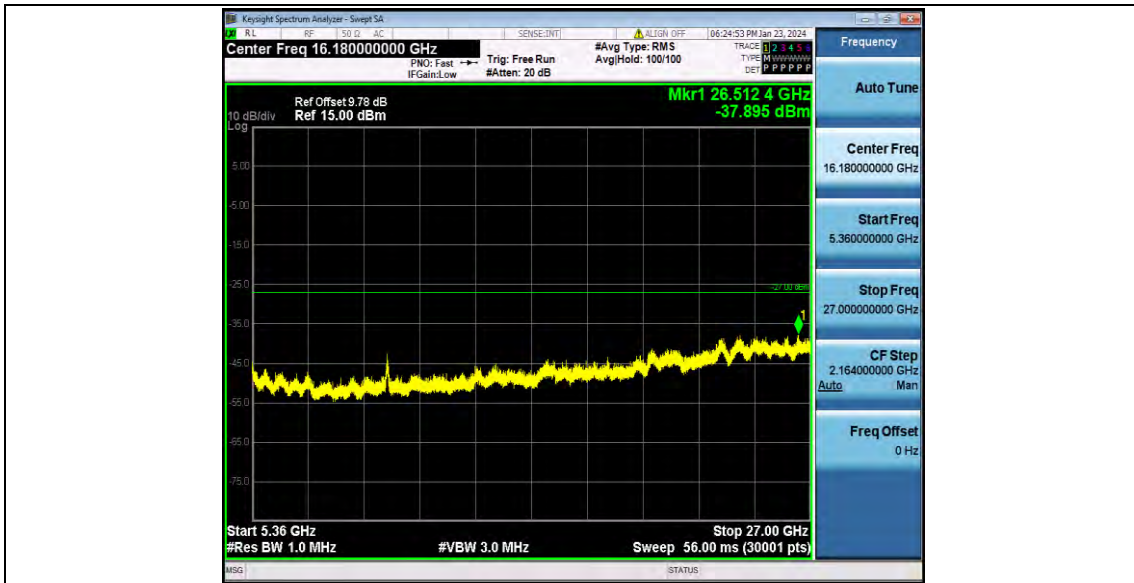
11AC40SISO_Ant0_5310_5360~40000



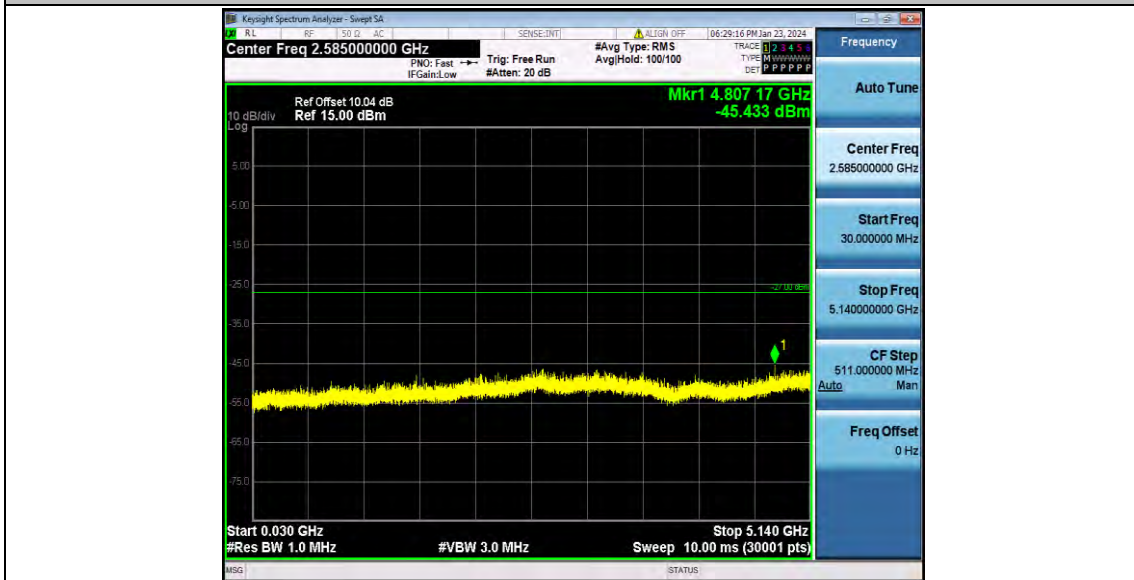
11AC80SISO_Ant0_5290_30~5140



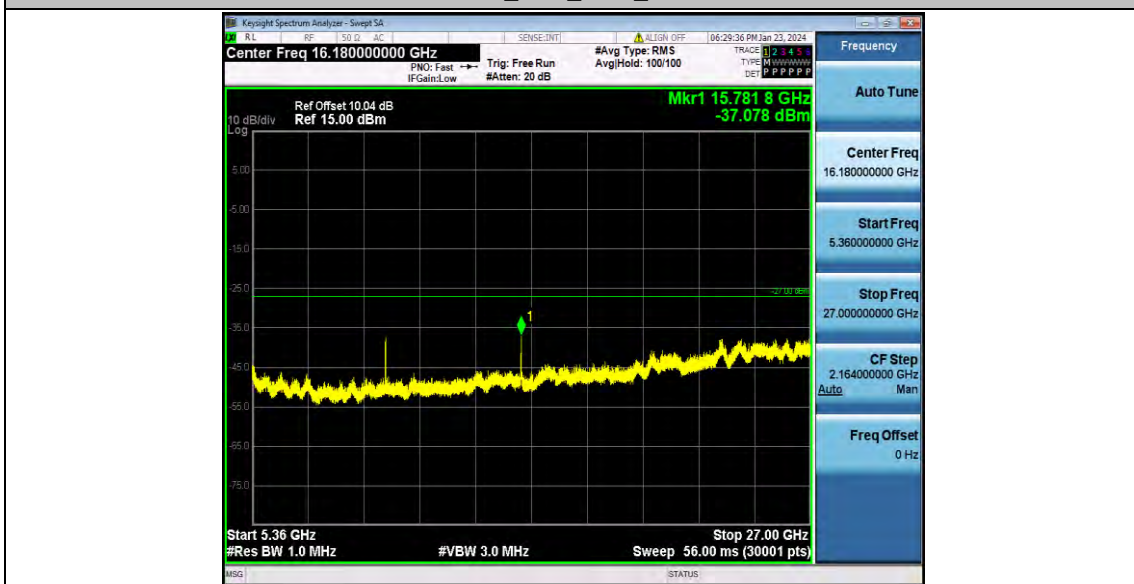
11AC80SISO_Ant0_5290_5360~40000



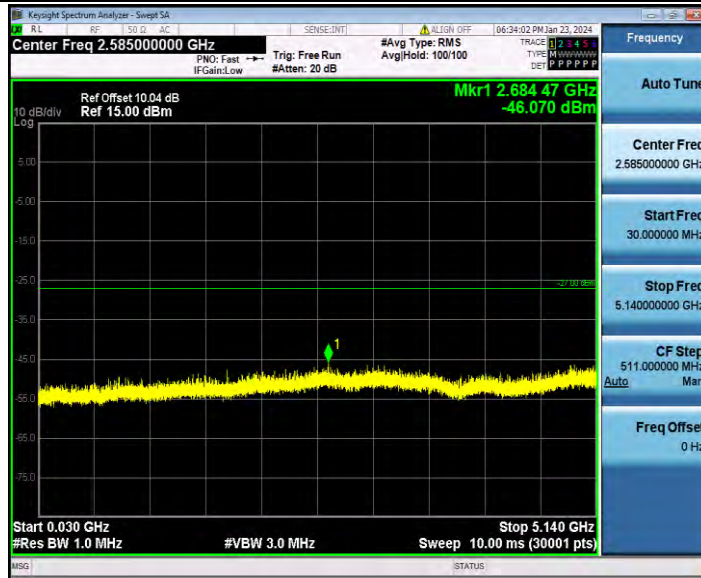
11AX20SISO_Ant0_5260_30~5140



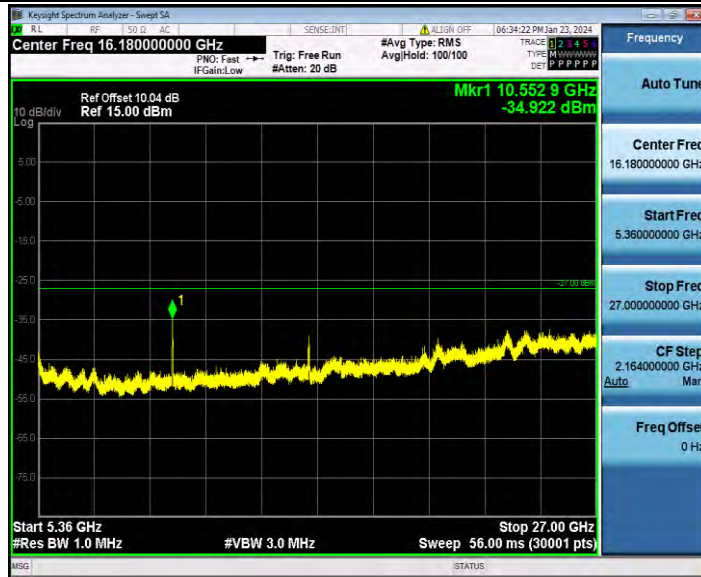
11AX20SISO_Ant0_5260_5360~40000



11AX20SISO_Ant0_5280_30~5140



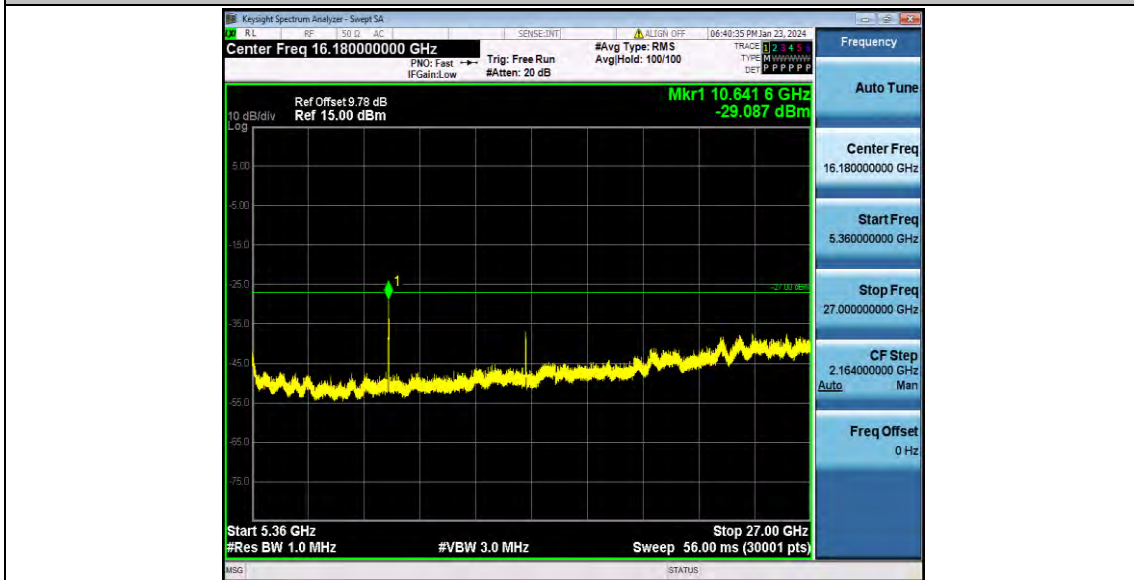
11AX20SISO_Ant0_5280_5360~40000



11AX20SISO_Ant0_5320_30~5140



11AX20SISO_Ant0_5320_5360~40000



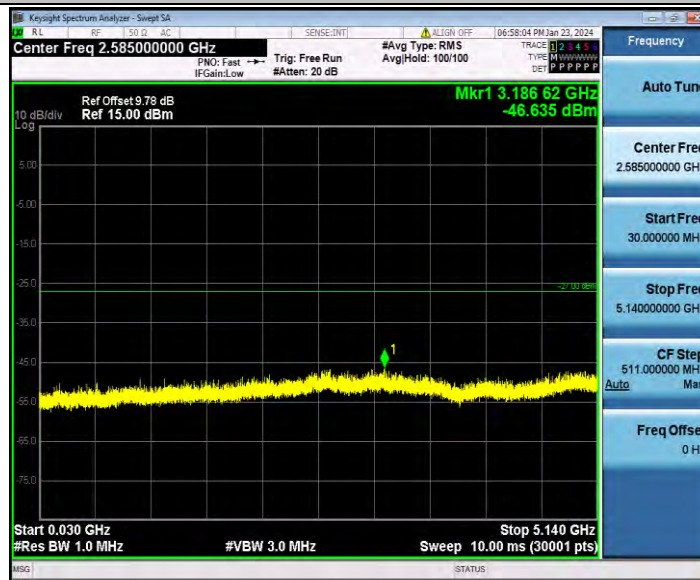
11AX40SISO_Ant0_5270_30~5140



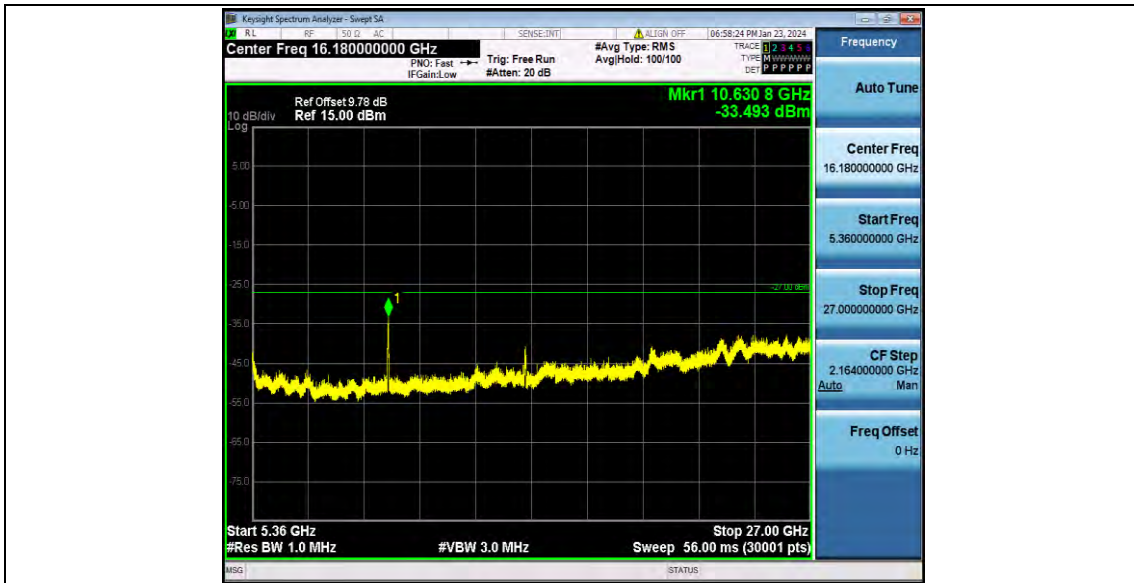
11AX40SISO_Ant0_5270_5360~40000



11AX40SISO_Ant0_5310_30~5140



11AX40SISO_Ant0_5310_5360~40000



11AX80SISO_Ant0_5290_30~5140

