

## Appendix G.4: Maximum conducted output power

### Test Result Channel Power

Test Mode	Antenna	Frequency[MHz]	Channel Power [dBm]	Duty Cycle [%]	DC Factor [dBm]	Result [dBm]	Limit [dBm]	Verdict
11A	Ant1	5745	10.50	68.81	1.62	12.12	≤30.00	PASS
		5785	11.17	67.15	1.73	12.90	≤30.00	PASS
		5825	11.45	68.81	1.62	13.07	≤30.00	PASS
11N20SISO	Ant1	5745	9.10	67.36	1.72	10.82	≤30.00	PASS
		5785	9.74	67.36	1.72	11.46	≤30.00	PASS
		5825	10.08	67.36	1.72	11.80	≤30.00	PASS
11N40SISO	Ant1	5755	6.93	50.78	2.94	9.87	≤30.00	PASS
		5795	7.45	50.78	2.94	10.39	≤30.00	PASS
11AC20SISO	Ant1	5745	8.75	67.18	1.73	10.48	≤30.00	PASS
		5785	9.78	66.84	1.75	11.53	≤30.00	PASS
		5825	9.96	66.84	1.75	11.71	≤30.00	PASS
11AC40SISO	Ant1	5755	7.17	50.39	2.98	10.15	≤30.00	PASS
		5795	7.46	50.78	2.94	10.40	≤30.00	PASS
11AC80SISO	Ant1	5775	4.77	33.68	4.73	9.50	≤30.00	PASS
11AX20SISO	Ant1	5745	9.71	66.16	1.79	11.50	≤30.00	PASS
		5785	10.31	66.84	1.75	12.06	≤30.00	PASS
		5825	10.46	67.18	1.73	12.19	≤30.00	PASS
11AX40SISO	Ant1	5755	7.73	50.39	2.98	10.71	≤30.00	PASS
		5795	7.95	50.78	2.94	10.89	≤30.00	PASS
11AX80SISO	Ant1	5775	5.04	33.68	4.73	9.77	≤30.00	PASS

Note: The Duty Cycle Factor is compensated in the graph.

## Appendix G.5: Maximum power spectral density

### Test Result

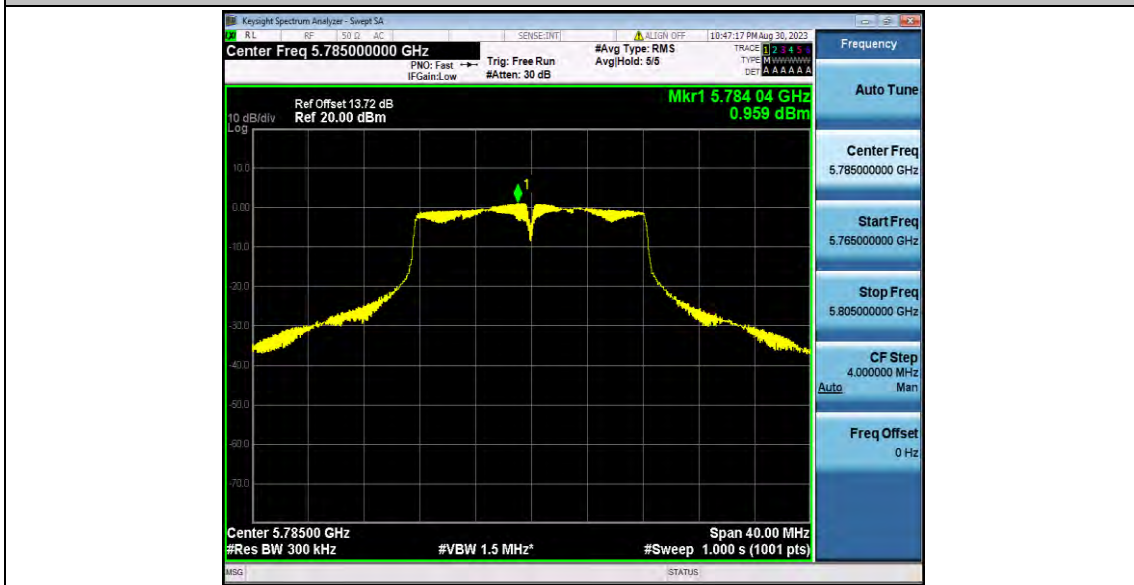
Test Mode	Antenna	Frequency[MHz]	Result [dBm/MHz]	Limit[dBm/MHz]	Verdict
11A	Ant1	5745	0.14	≤30.00	PASS
		5785	0.96	≤30.00	PASS
		5825	0.97	≤30.00	PASS
11N20SISO	Ant1	5745	-1.33	≤30.00	PASS
		5785	-0.56	≤30.00	PASS
		5825	-0.66	≤30.00	PASS
11N40SISO	Ant1	5755	-4.86	≤30.00	PASS
		5795	-4.56	≤30.00	PASS
11AC20SISO	Ant1	5745	-1.23	≤30.00	PASS
		5785	-0.83	≤30.00	PASS
		5825	-0.63	≤30.00	PASS
11AC40SISO	Ant1	5755	-4.5	≤30.00	PASS
		5795	-4.49	≤30.00	PASS
11AC80SISO	Ant1	5775	-8.34	≤30.00	PASS
11AX20SISO	Ant1	5745	-0.59	≤30.00	PASS
		5785	-0.28	≤30.00	PASS
		5825	-0.24	≤30.00	PASS
11AX40SISO	Ant1	5755	-4.1	≤30.00	PASS
		5795	-3.82	≤30.00	PASS
11AX80SISO	Ant1	5775	-7.74	≤30.00	PASS

Note: 1.The Result and Limit Unit is dBm/500 kHz in the band 5.725–5.85 GHz.  
2.The Duty Cycle Factor and RBW Factor is compensated in the graph.

## Test Graphs



11A\_Ant1\_5745



11A\_Ant1\_5785



11A\_Ant1\_5825



11N20SISO\_Ant1\_5745



11N20SISO\_Ant1\_5785



11N20SISO\_Ant1\_5825



11N40SISO\_Ant1\_5755



11N40SISO\_Ant1\_5795



11AC20SISO\_Ant1\_5745



11AC20SISO\_Ant1\_5785



11AC20SISO\_Ant1\_5825



11AC40SISO\_Ant1\_5755



11AC40SISO\_Ant1\_5795

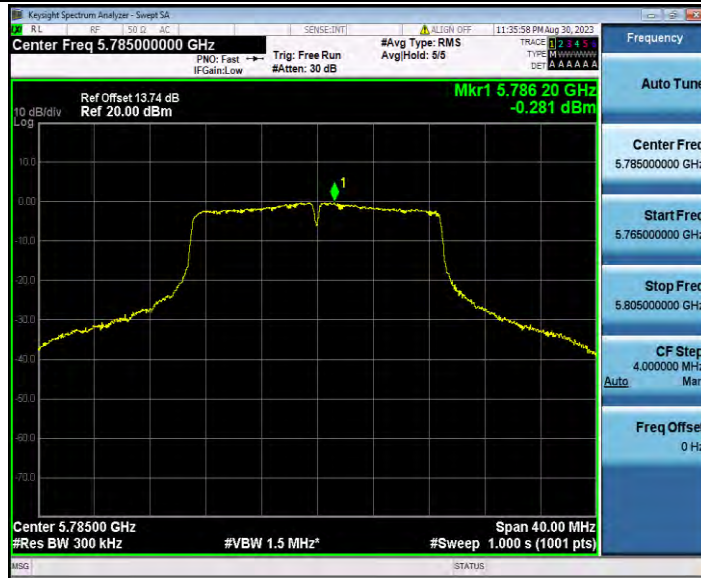


11AC80SISO\_Ant1\_5775





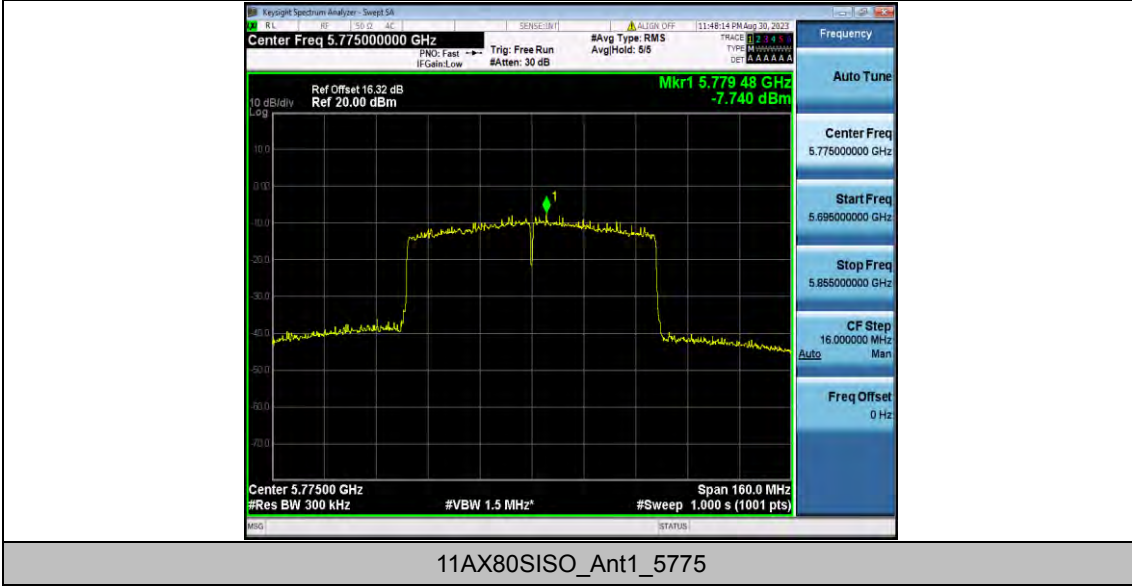
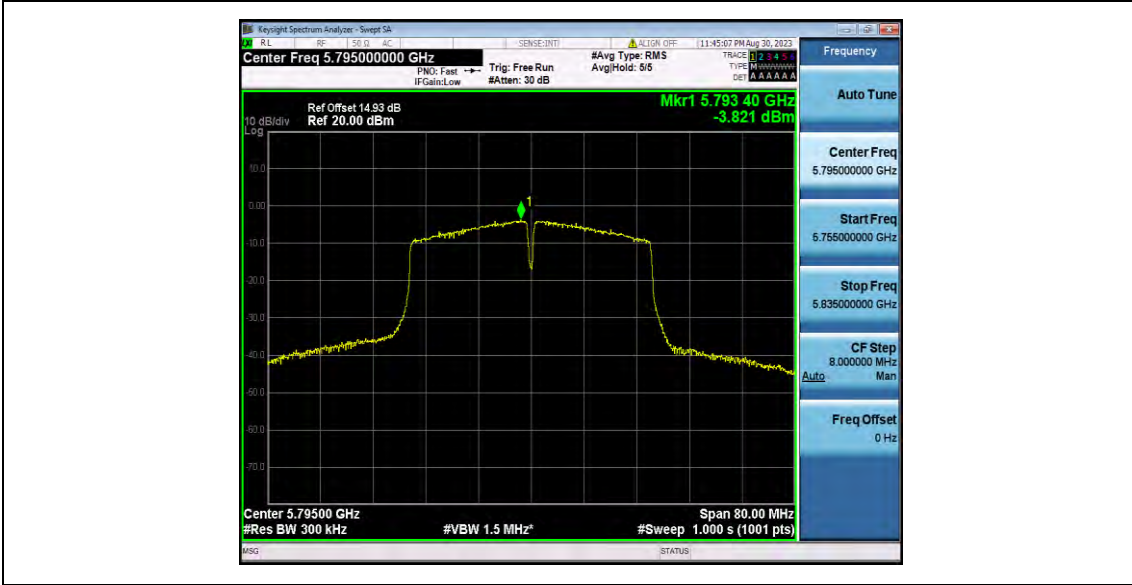
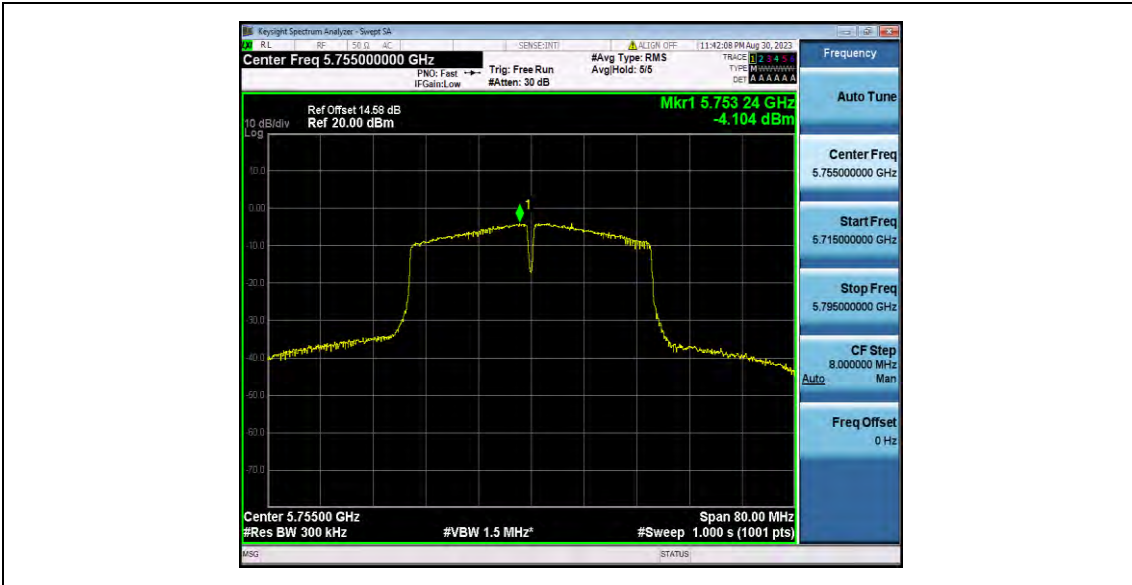
11AX20SISO\_Ant1\_5745



11AX20SISO\_Ant1\_5785



11AX20SISO\_Ant1\_5825



## Appendix G.6: Band edge measurements

### Test Result B4

TestMode	Antenna	ChName	Frequency[M Hz]	FreqRange [MHz]	Result [dBm]	Limit [dBm]	Verdict
11A	Ant1	Low	5745	5650~5700	-33.24	≤5.21	PASS
				5700~5720	-25.2	≤14.24	PASS
				5720~5725	-19.82	≤26.83	PASS
				5760~5650	-38.97	≤-27	PASS
		High	5825	5850~5855	-27.95	≤17.03	PASS
				5855~5875	-33.31	≤10.06	PASS
				5875~5925	-37.78	≤-6.88	PASS
5925~5935	-38.45	≤-27	PASS				
11N20SIS O	Ant1	Low	5745	5650~5700	-33.66	≤9.89	PASS
				5700~5720	-26.32	≤15.53	PASS
				5720~5725	-22.29	≤25.26	PASS
				5760~5650	-39.16	≤-27	PASS
		High	5825	5850~5855	-31.65	≤17.33	PASS
				5855~5875	-34.55	≤10.06	PASS
				5875~5925	-37.24	≤-26.06	PASS
5925~5935	-39.07	≤-27	PASS				
11N40SIS O	Ant1	Low	5755	5650~5700	-31.51	≤7.76	PASS
				5700~5720	-25.04	≤14.14	PASS
				5720~5725	-20.91	≤18.81	PASS
				5780~5650	-38.69	≤-27	PASS
		High	5795	5850~5855	-37.41	≤15.66	PASS
				5855~5875	-38.1	≤14.66	PASS
				5875~5925	-37.93	≤-9.34	PASS
5925~5935	-38.91	≤-27	PASS				
11AC20SI SO	Ant1	Low	5745	5650~5700	-35.86	≤9.38	PASS
				5700~5720	-27.36	≤15.43	PASS
				5720~5725	-22.3	≤23.94	PASS
				5760~5650	-39.47	≤-27	PASS
		High	5825	5850~5855	-32.3	≤17.64	PASS
				5855~5875	-35.16	≤11.38	PASS
				5875~5925	-37.18	≤-25.46	PASS
5925~5935	-38.88	≤-27	PASS				
11AC40SI SO	Ant1	Low	5755	5650~5700	-31.06	≤9.16	PASS
				5700~5720	-23.56	≤14.52	PASS
				5720~5725	-24.42	≤26.20	PASS

				5780~5650	-39.43	≤-27	PASS
		High	5795	5850~5855	-38.35	≤26.57	PASS
				5855~5875	-37.57	≤15.35	PASS
				5875~5925	-38.82	≤-10.93	PASS
				5925~5935	-38.88	≤-27	PASS
11AC80SI SO	Ant1	Low	5775	5650~5700	-27.59	≤7.15	PASS
				5700~5720	-26.61	≤11.44	PASS
				5720~5725	-25.04	≤18.83	PASS
				5800~5650	-35.66	≤-27	PASS
		High	5775	5850~5855	-32.92	≤20.86	PASS
				5855~5875	-33.31	≤13.86	PASS
				5875~5925	-37.5	≤-23.40	PASS
				5925~5935	-39.64	≤-27	PASS
11AX20SI SO	Ant1	Low	5745	5650~5700	-33.43	≤8.28	PASS
				5700~5720	-25.11	≤15.08	PASS
				5720~5725	-19.96	≤23.94	PASS
				5760~5650	-39.74	≤-27	PASS
		High	5825	5850~5855	-34.2	≤19.80	PASS
				5855~5875	-35.85	≤10.44	PASS
				5875~5925	-37.19	≤-14.97	PASS
				5925~5935	-38.27	≤-27	PASS
11AX40SI SO	Ant1	Low	5755	5650~5700	-31.01	≤8.86	PASS
				5700~5720	-22.64	≤14.52	PASS
				5720~5725	-22.3	≤25.59	PASS
				5780~5650	-39.56	≤-27	PASS
		High	5795	5850~5855	-37.89	≤16.79	PASS
				5855~5875	-37.39	≤12.72	PASS
				5875~5925	-37.58	≤-22.16	PASS
				5925~5935	-38.17	≤-27	PASS
11AX80SI SO	Ant1	Low	5775	5650~5700	-26.19	≤5.32	PASS
				5700~5720	-24.74	≤12.87	PASS
				5720~5725	-23.48	≤18.47	PASS
				5800~5650	-36.47	≤-27	PASS
		High	5775	5850~5855	-32.61	≤22.54	PASS
				5855~5875	-32.61	≤11.63	PASS
				5875~5925	-35.69	≤-26.68	PASS
				5925~5935	-39.42	≤-27	PASS

### Test Graphs B4



11A\_Ant1\_Low\_5745



11A\_Ant1\_High\_5825



11N20SISO\_Ant1\_Low\_5745



11N20SISO\_Ant1\_High\_5825



11N40SISO\_Ant1\_Low\_5755



11N40SISO\_Ant1\_High\_5795



11AC20SISO\_Ant1\_Low\_5745



11AC20SISO\_Ant1\_High\_5825

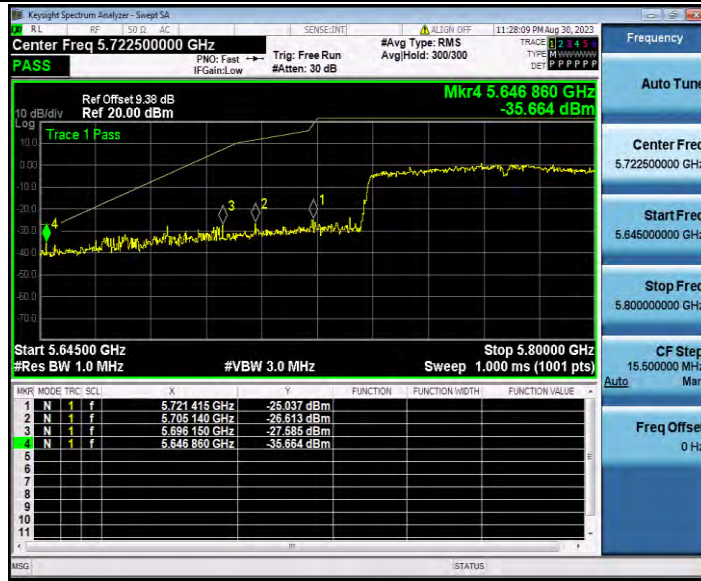


11AC40SISO\_Ant1\_Low\_5755





11AC40SISO\_Ant1\_High\_5795



11AC80SISO\_Ant1\_Low\_5775



11AC80SISO\_Ant1\_High\_5775



11AX20SISO\_Ant1\_Low\_5745



11AX20SISO\_Ant1\_High\_5825



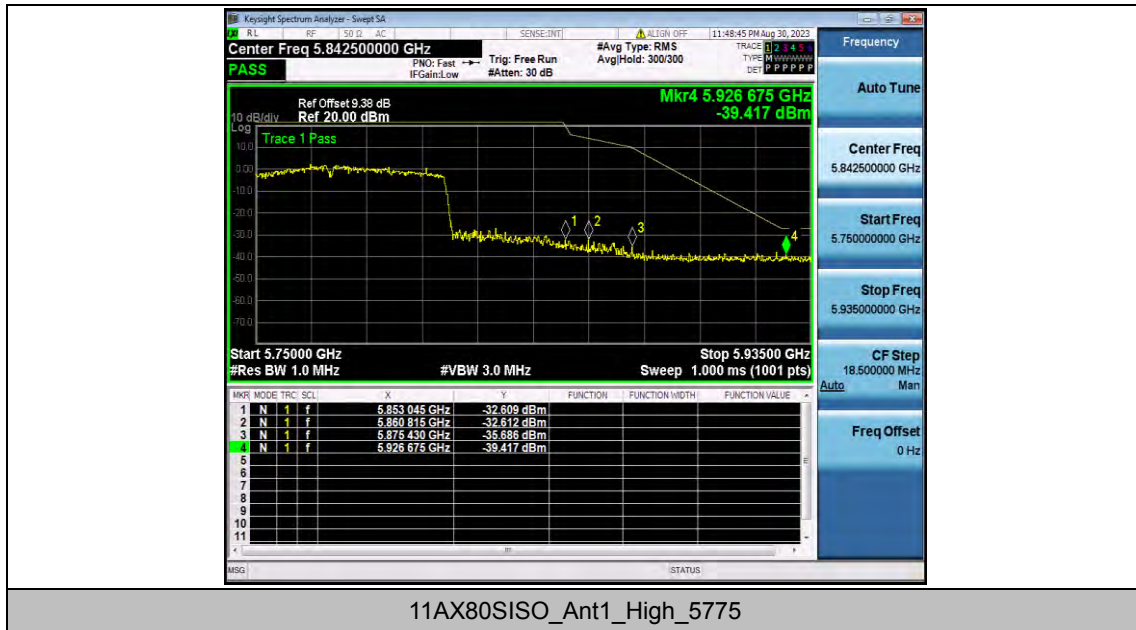
11AX40SISO\_Ant1\_Low\_5755



11AX40SISO\_Ant1\_High\_5795



11AX80SISO\_Ant1\_Low\_5775



11AX80SISO\_Ant1\_High\_5775

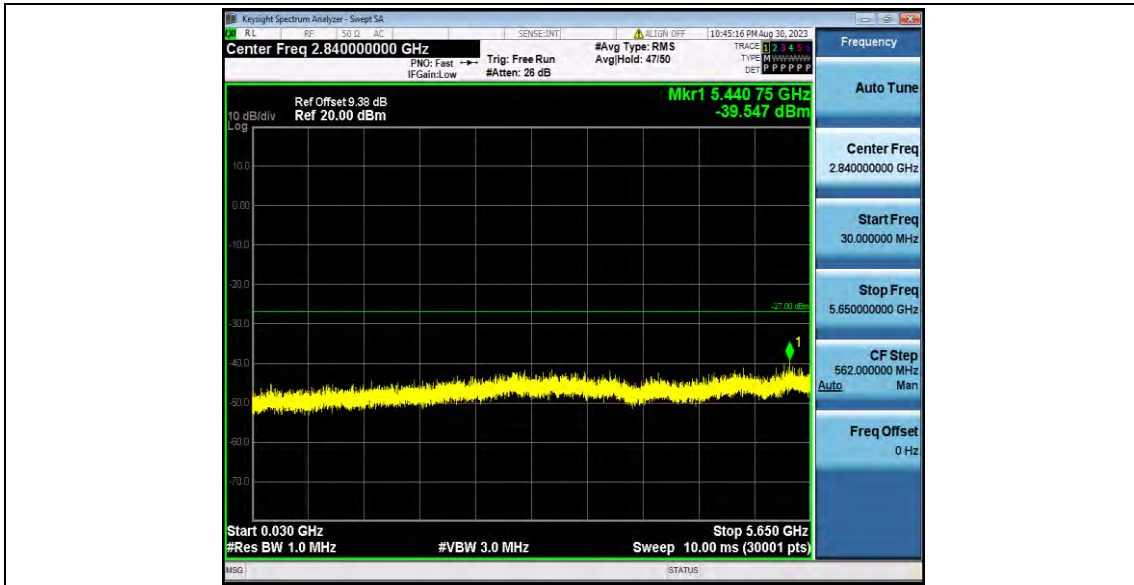
## Appendix G.7: Conducted Spurious Emission

### Test Result

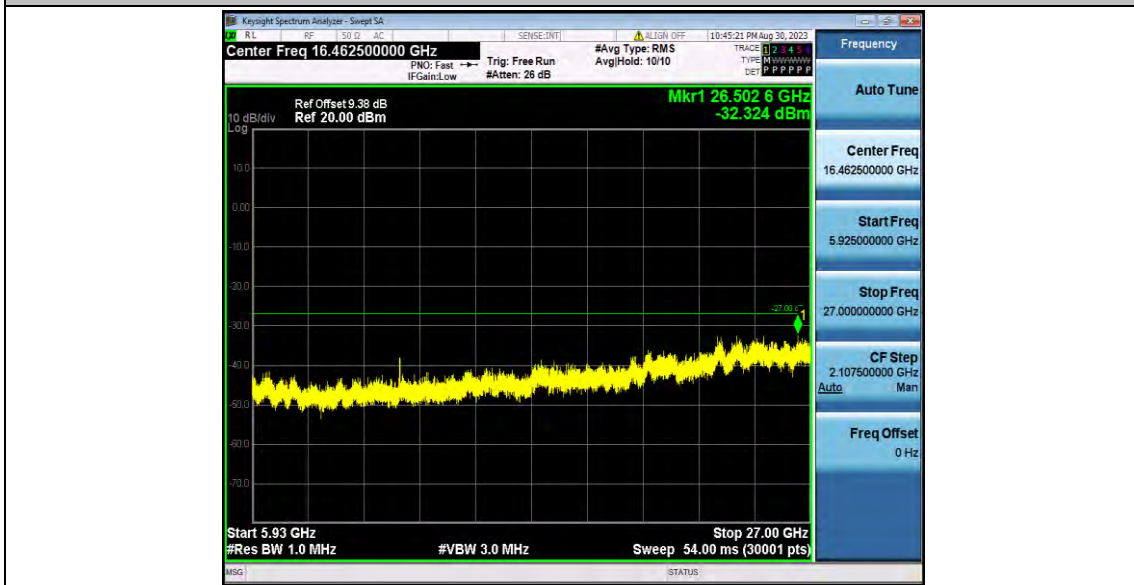
Test Mode	Antenna	Frequency[MHz]	FreqRange [MHz]	Max. Fre [MHz]	Max. Level [dBm]	Limit [dBm]	Verdict
11A	Ant1	5745	30~5650	5440.75	-39.55	≤-27	PASS
			5925~40000	26502.63	-32.32	≤-27	PASS
		5785	30~5650	4947.5	-40.25	≤-27	PASS
			5925~40000	24159.09	-32.29	≤-27	PASS
		5825	30~5650	2649.29	-41.04	≤-27	PASS
			5925~40000	24903.04	-32.29	≤-27	PASS
11N20SISO	Ant1	5745	30~5650	5425.57	-40.37	≤-27	PASS
			5925~40000	26118.36	-32.26	≤-27	PASS
		5785	30~5650	5491.14	-40.25	≤-27	PASS
			5925~40000	26578.5	-32.12	≤-27	PASS
		5825	30~5650	4958.74	-40.85	≤-27	PASS
			5925~40000	24260.25	-31.54	≤-27	PASS
11N40SISO	Ant1	5755	30~5650	5446.18	-39.6	≤-27	PASS
			5925~40000	24765.35	-32.77	≤-27	PASS
		5795	30~5650	5636.32	-40.49	≤-27	PASS
			5925~40000	24312.94	-31.98	≤-27	PASS
11AC20SISO	Ant1	5745	30~5650	5414.33	-40.11	≤-27	PASS
			5925~40000	24249.01	-32.63	≤-27	PASS
		5785	30~5650	5476.9	-39.89	≤-27	PASS
			5925~40000	24962.75	-31.66	≤-27	PASS
		5825	30~5650	5463.98	-39.99	≤-27	PASS
			5925~40000	25675.09	-32.55	≤-27	PASS
11AC40SISO	Ant1	5755	30~5650	5465.48	-40.09	≤-27	PASS
			5925~40000	25270.45	-32.44	≤-27	PASS
		5795	30~5650	5444.31	-40.34	≤-27	PASS
			5925~40000	24185.79	-31.72	≤-27	PASS
11AC80SISO	Ant1	5775	30~5650	5638.01	-40.66	≤-27	PASS
			5925~40000	23566.88	-32.44	≤-27	PASS
11AX20SISO	Ant1	5745	30~5650	5439.25	-41.1	≤-27	PASS
			5925~40000	24137.31	-32.89	≤-27	PASS
		5785	30~5650	5386.8	-39.82	≤-27	PASS
			5925~40000	24896.72	-32.36	≤-27	PASS
		5825	30~5650	4976.16	-40.37	≤-27	PASS
			5925~40000	24301.7	-31.99	≤-27	PASS
11AX40SISO	Ant1	5755	30~5650	5644.38	-38.71	≤-27	PASS
			5925~40000	24258.14	-32.79	≤-27	PASS

		5795	30~5650	5474.84	-39.67	≤-27	PASS
			5925~40000	24230.04	-32.09	≤-27	PASS
11AX80SISO	Ant1	5775	30~5650	5631.27	-36.76	≤-27	PASS
			5925~40000	24222.32	-32.55	≤-27	PASS

## Test Graphs



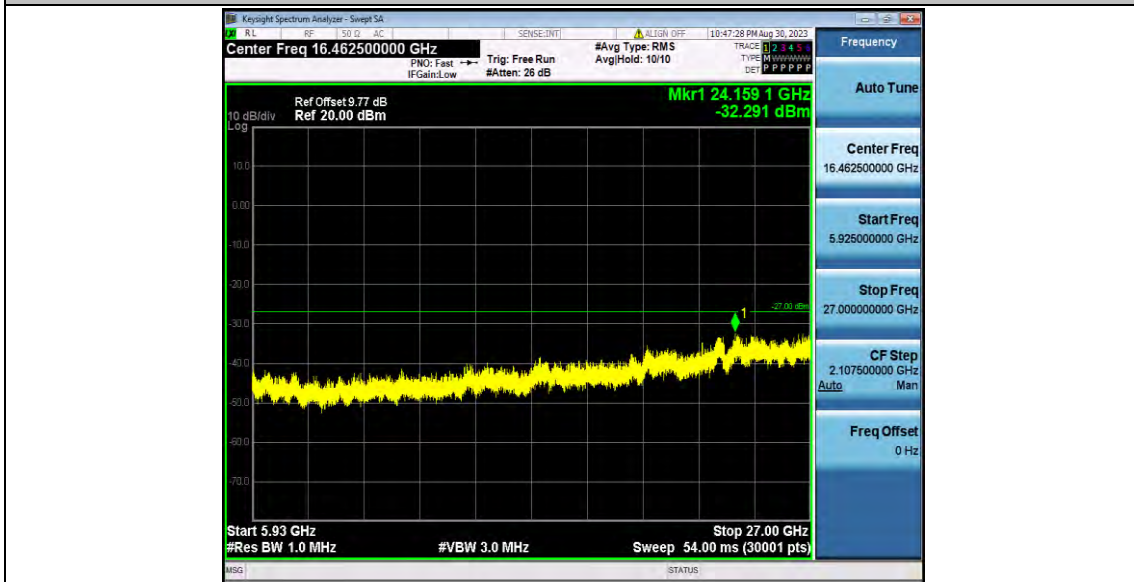
11A\_Ant1\_5745\_30~5650



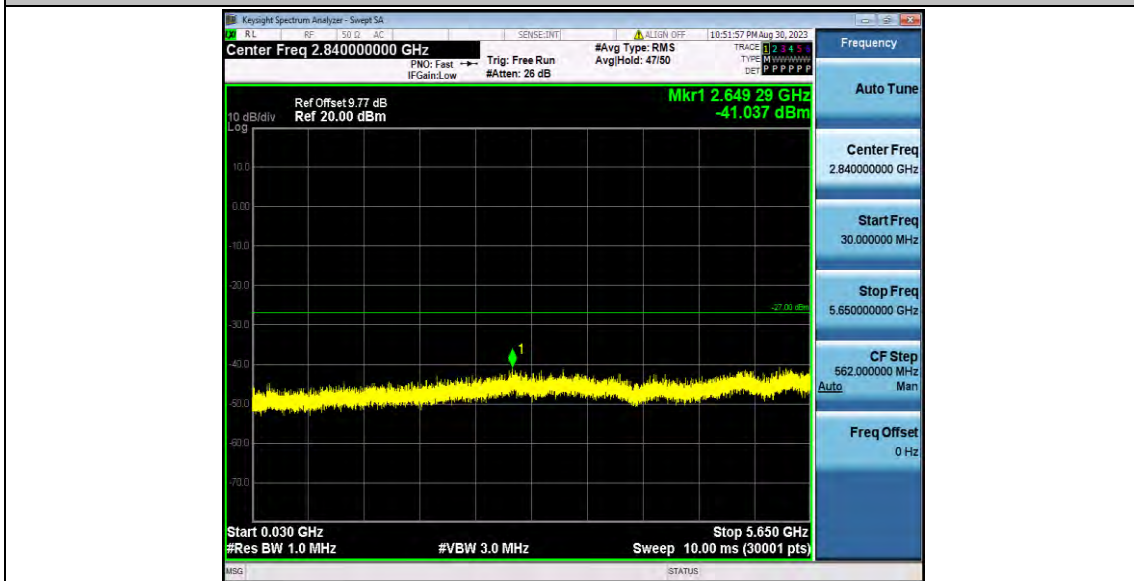
11A\_Ant1\_5745\_5925~40000



11A\_Ant1\_5785\_30~5650

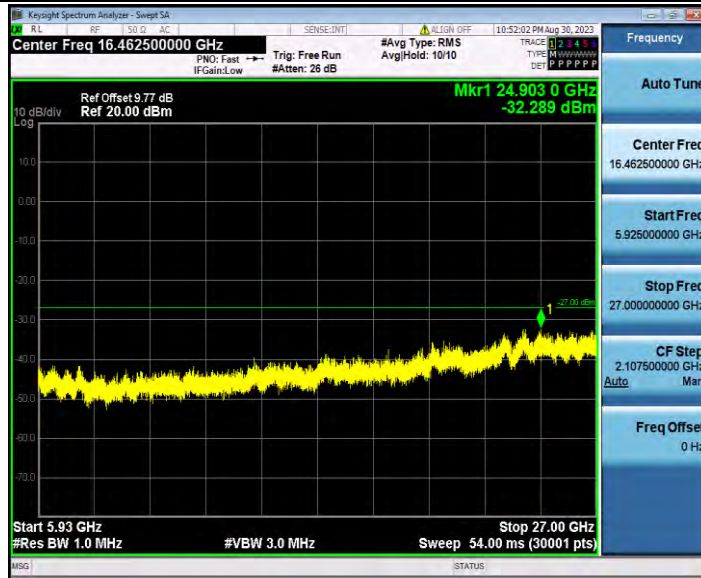


11A\_Ant1\_5785\_5925~40000

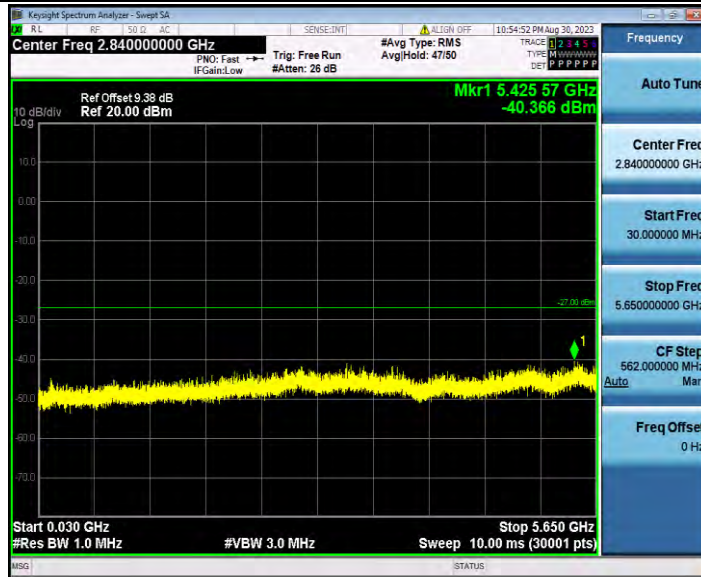




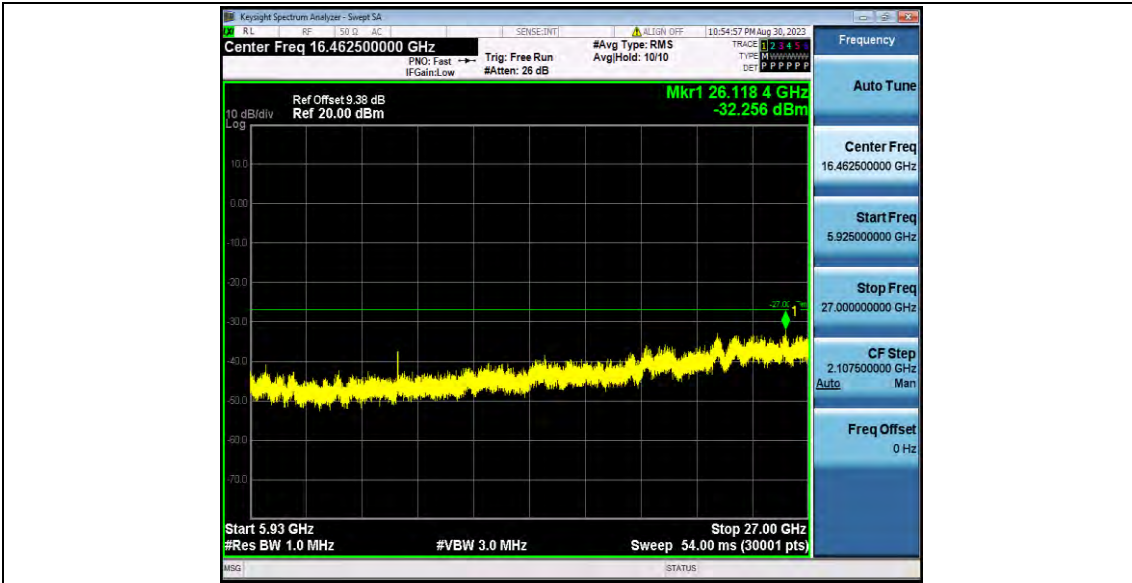
11A\_Ant1\_5825\_30~5650



11A\_Ant1\_5825\_5925~40000



11N20SISO\_Ant1\_5745\_30~5650



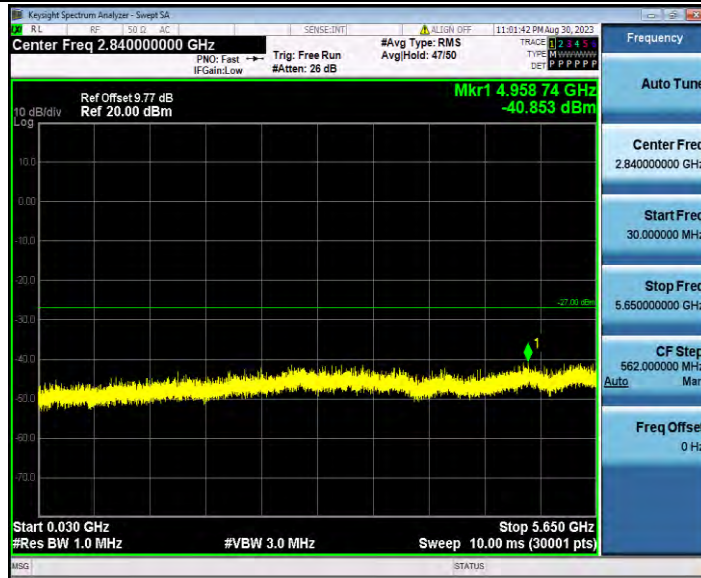
11N20SISO\_Ant1\_5745\_5925~40000



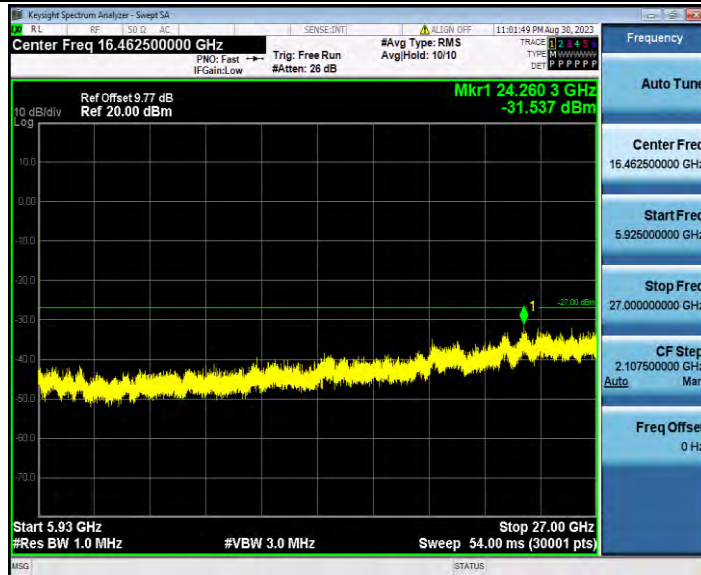
11N20SISO\_Ant1\_5785\_30~5650



11N20SISO\_Ant1\_5785\_5925~40000



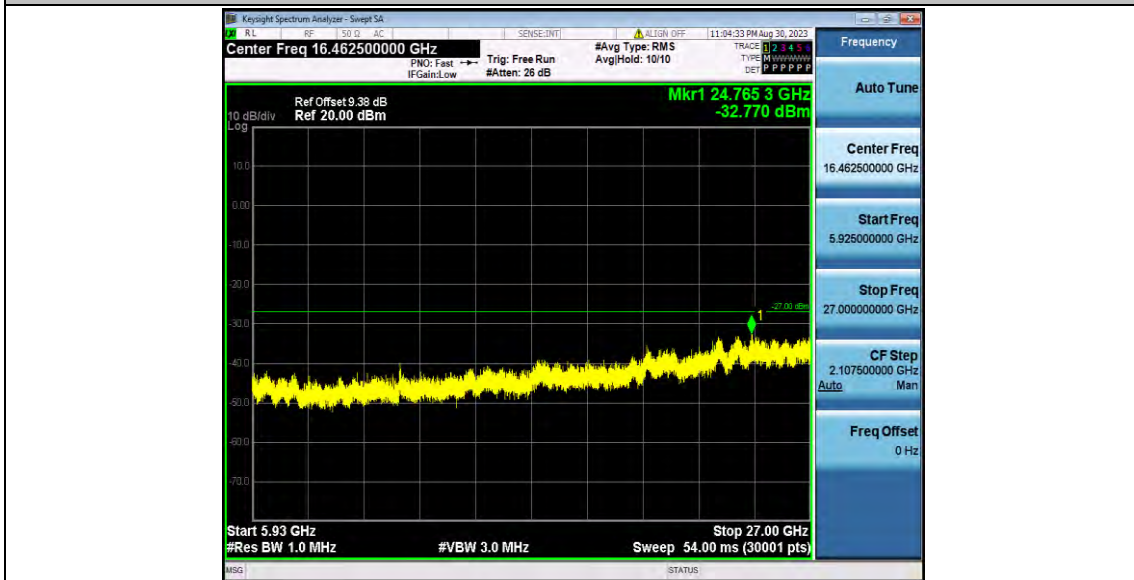
11N20SISO\_Ant1\_5825\_30~5650



11N20SISO\_Ant1\_5825\_5925~40000



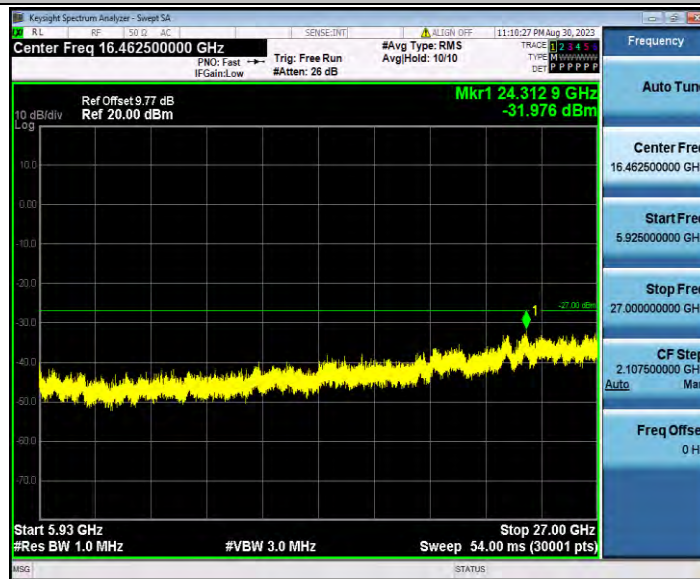
11N40SISO\_Ant1\_5755\_30~5650



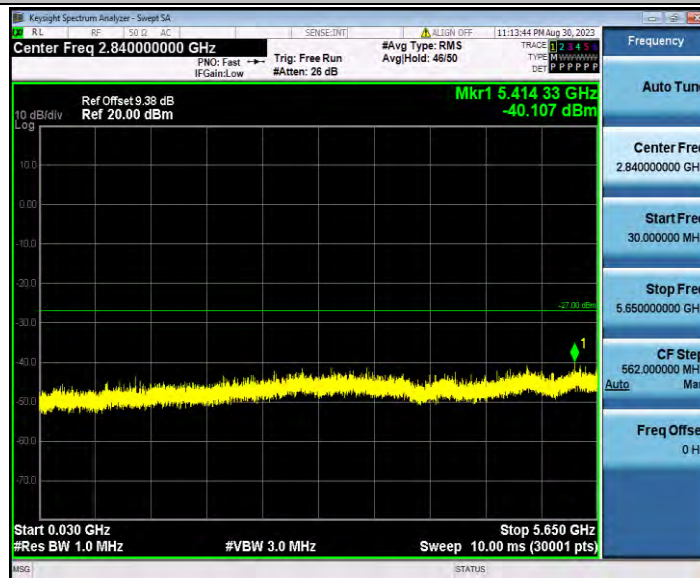
11N40SISO\_Ant1\_5755\_5925~40000



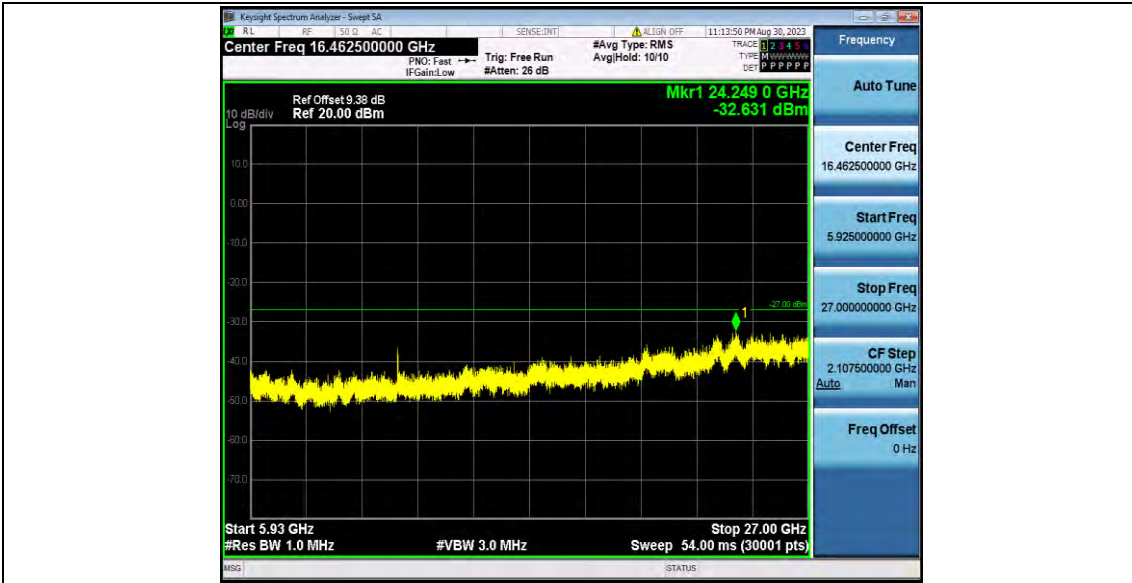
11N40SISO\_Ant1\_5795\_30~5650



11N40SISO\_Ant1\_5795\_5925~40000



11AC20SISO\_Ant1\_5745\_30~5650



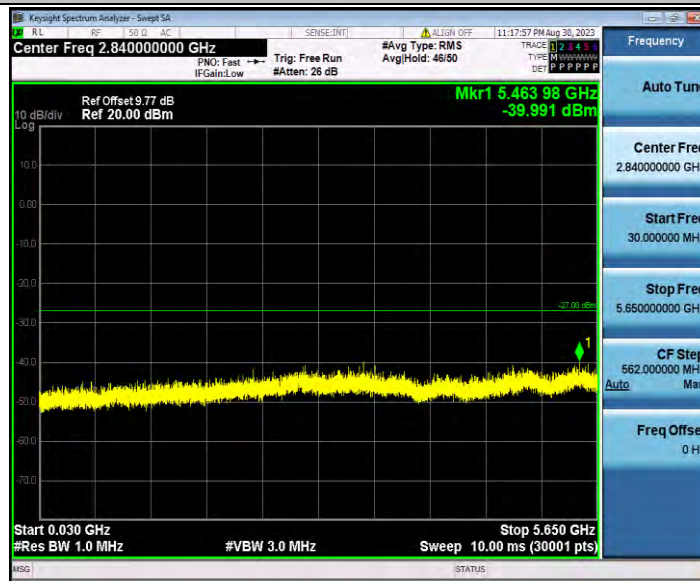
11AC20SISO\_Ant1\_5745\_5925~4000



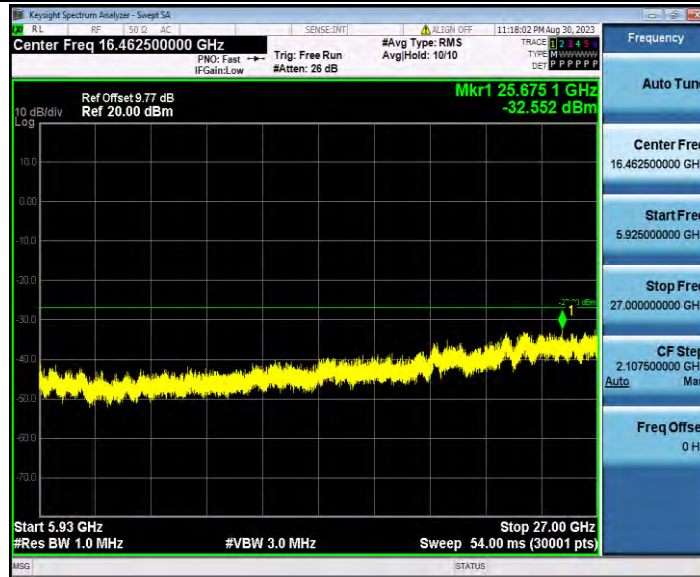
11AC20SISO\_Ant1\_5785\_30~5650



11AC20SISO\_Ant1\_5785\_5925~40000



11AC20SISO\_Ant1\_5825\_30~5650



11AC20SISO\_Ant1\_5825\_5925~40000



11AC40SISO\_Ant1\_5755\_30~5650

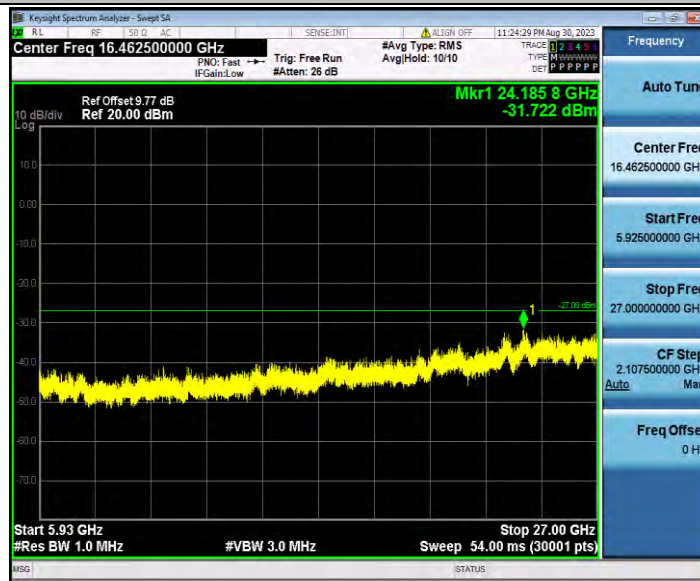


11AC40SISO\_Ant1\_5755\_5925~40000





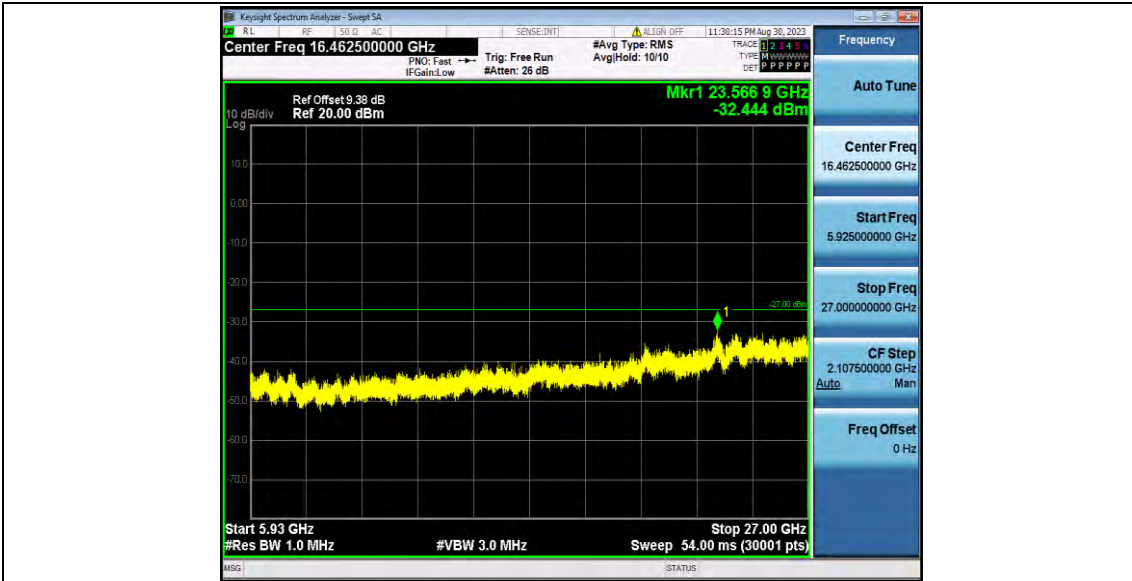
11AC40SISO\_Ant1\_5795\_30~5650



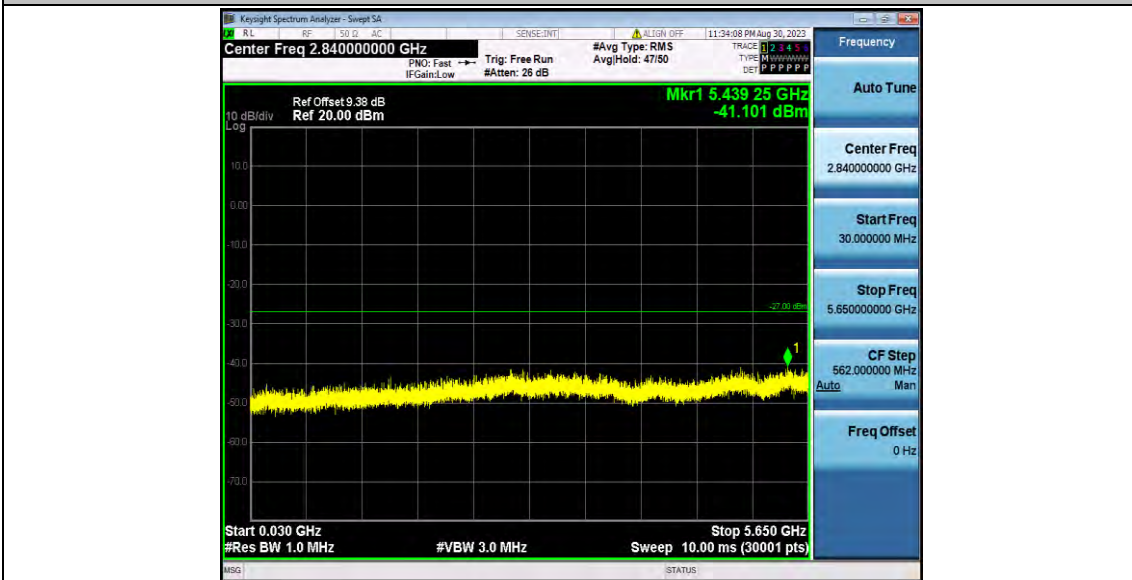
11AC40SISO\_Ant1\_5795\_5925~40000



11AC80SISO\_Ant1\_5775\_30~5650



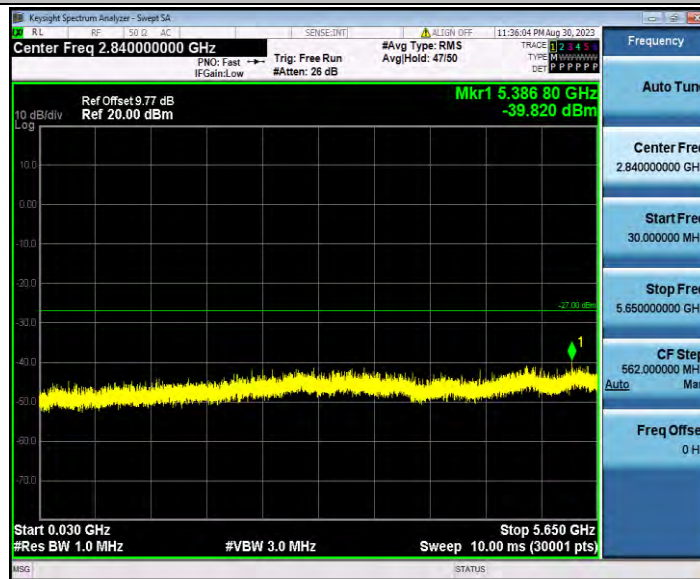
11AC80SISO\_Ant1\_5775\_5925~4000



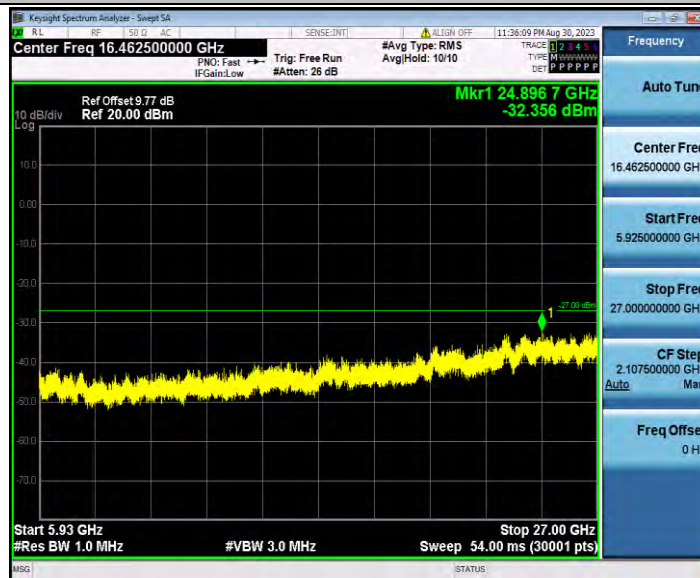
11AX20SISO\_Ant1\_5745\_30~5650



11AX20SISO\_Ant1\_5745\_5925~40000



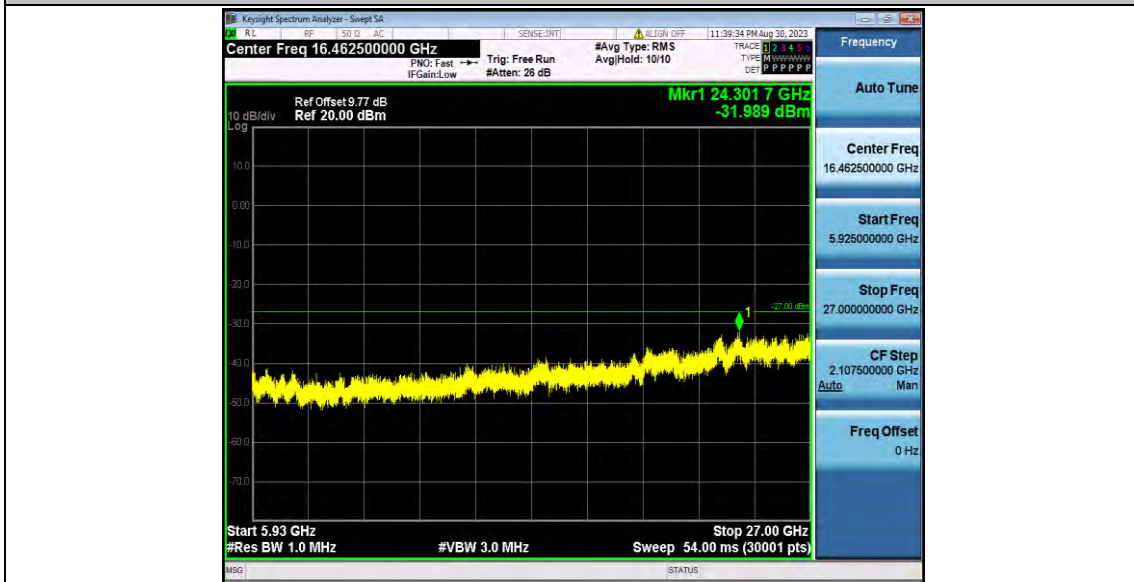
11AX20SISO\_Ant1\_5785\_30~5650



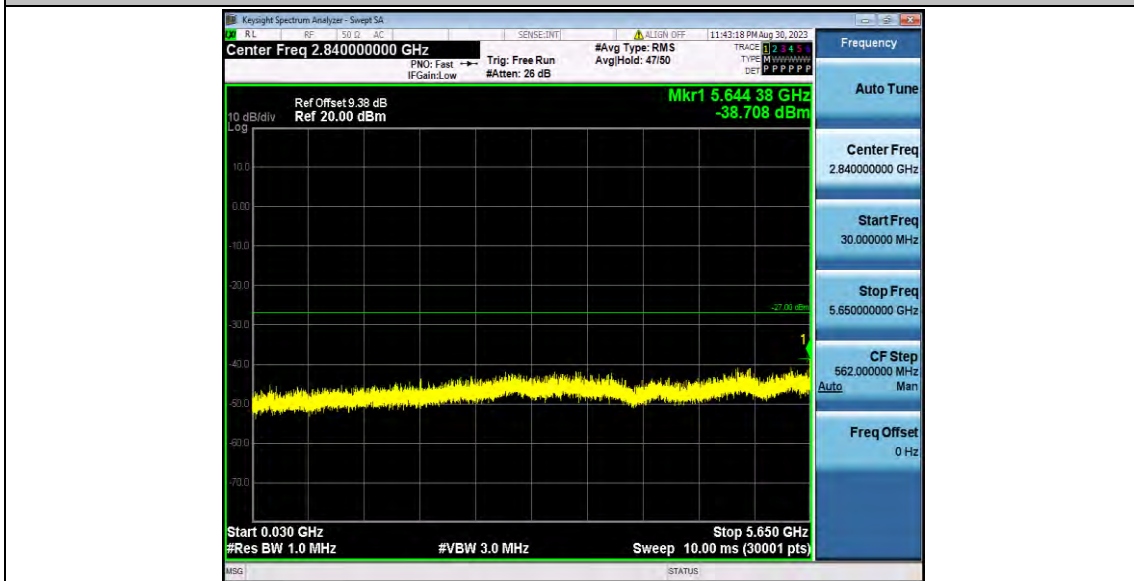
11AX20SISO\_Ant1\_5785\_5925~40000



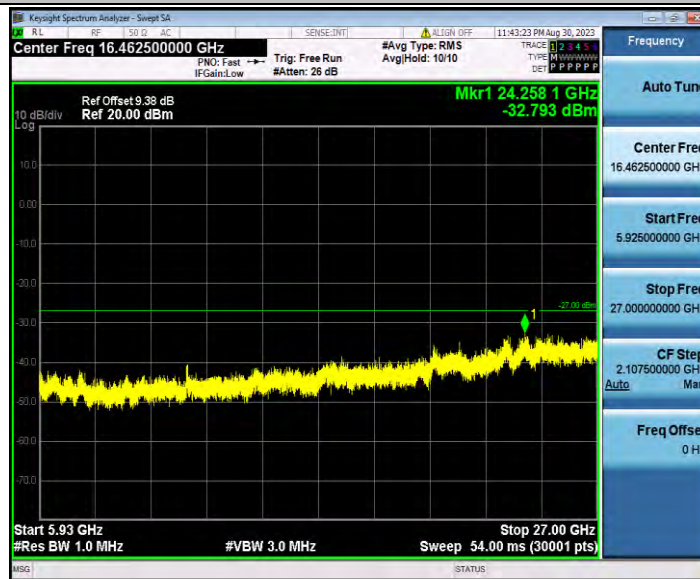
11AX20SISO\_Ant1\_5825\_30~5650



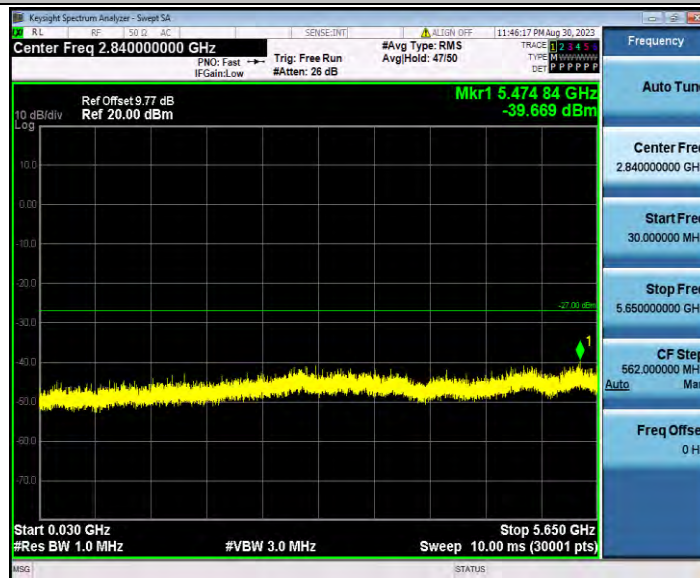
11AX20SISO\_Ant1\_5825\_5925~40000



11AX40SISO\_Ant1\_5755\_30~5650



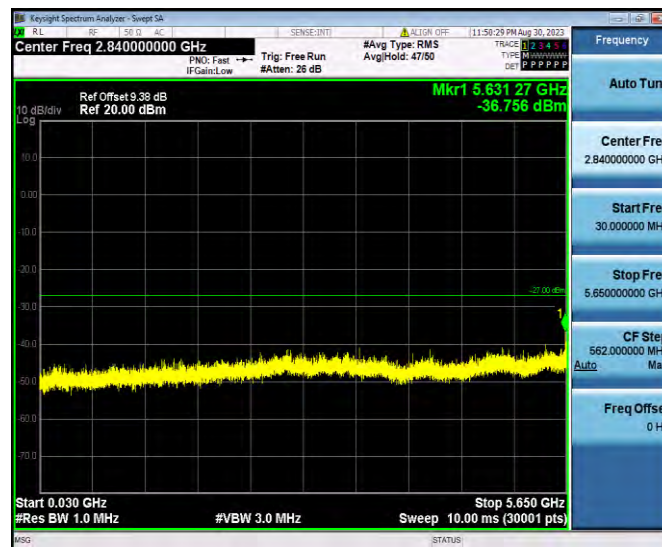
11AX40SISO\_Ant1\_5755\_5925~40000



11AX40SISO\_Ant1\_5795\_30~5650



11AX40SISO\_Ant1\_5795\_5925~4000



11AX80SISO\_Ant1\_5775\_30~5650



11AX80SISO\_Ant1\_5775\_5925~4000