

## Appendix E.4: Maximum conducted output power

### Test Result Channel Power

Test Mode	Antenna	Frequency[MHz]	Channel Power [dBm]	Duty Cycle [%]	DC Factor [dBm]	Result [dBm]	Limit [dBm]	Verdict
11A	Ant1	5260	11.15	68.97	1.61	12.76	≤23.98	PASS
		5280	10.95	69.31	1.59	12.54	≤23.98	PASS
		5320	11.03	68.81	1.62	12.65	≤23.98	PASS
11N20SISO	Ant1	5260	9.29	67.19	1.73	11.02	≤23.98	PASS
		5280	9.10	67.19	1.73	10.83	≤23.98	PASS
		5320	9.98	67.36	1.72	11.70	≤23.98	PASS
11N40SISO	Ant1	5270	7.12	50.78	2.94	10.06	≤23.98	PASS
		5310	7.78	50.39	2.98	10.76	≤23.98	PASS
11AC20SISO	Ant1	5260	9.22	67.18	1.73	10.95	≤23.98	PASS
		5280	9.24	66.84	1.75	10.99	≤23.98	PASS
		5320	9.65	66.84	1.75	11.40	≤23.98	PASS
11AC40SISO	Ant1	5270	7.31	50.78	2.94	10.25	≤23.98	PASS
		5310	7.60	50.77	2.94	10.54	≤23.98	PASS
11AC80SISO	Ant1	5290	6.34	34.74	4.59	10.93	≤23.98	PASS
11AX20SISO	Ant1	5260	9.99	66.84	1.75	11.74	≤23.98	PASS
		5280	10.06	67.18	1.73	11.79	≤23.98	PASS
		5320	9.90	66.84	1.75	11.65	≤23.98	PASS
11AX40SISO	Ant1	5270	8.41	51.16	2.91	11.32	≤23.98	PASS
		5310	7.96	50.39	2.98	10.94	≤23.98	PASS
11AX80SISO	Ant1	5290	4.85	34.74	4.59	9.44	≤23.98	PASS

Note: The Duty Cycle Factor is compensated in the graph.

## Appendix E.5: Maximum power spectral density

### Test Result

Test Mode	Antenna	Frequency[MHz]	Result [dBm/MHz]	Limit[dBm/MHz]	Verdict
11A	Ant1	5260	3.32	≤11.00	PASS
		5280	3.07	≤11.00	PASS
		5320	3.17	≤11.00	PASS
11N20SISO	Ant1	5260	1.48	≤11.00	PASS
		5280	1.34	≤11.00	PASS
		5320	1.98	≤11.00	PASS
11N40SISO	Ant1	5270	-2.1	≤11.00	PASS
		5310	-1.47	≤11.00	PASS
11AC20SISO	Ant1	5260	1.64	≤11.00	PASS
		5280	1.4	≤11.00	PASS
		5320	2.11	≤11.00	PASS
11AC40SISO	Ant1	5270	-1.45	≤11.00	PASS
		5310	-1.43	≤11.00	PASS
11AC80SISO	Ant1	5290	-3.57	≤11.00	PASS
11AX20SISO	Ant1	5260	2.1	≤11.00	PASS
		5280	2.22	≤11.00	PASS
		5320	2.34	≤11.00	PASS
11AX40SISO	Ant1	5270	-0.1	≤11.00	PASS
		5310	-0.93	≤11.00	PASS
11AX80SISO	Ant1	5290	-5.26	≤11.00	PASS

Note: 1.The Result and Limit Unit is dBm/500 kHz in the band 5.725–5.85 GHz.

2.The Duty Cycle Factor and RBW Factor is compensated in the graph.

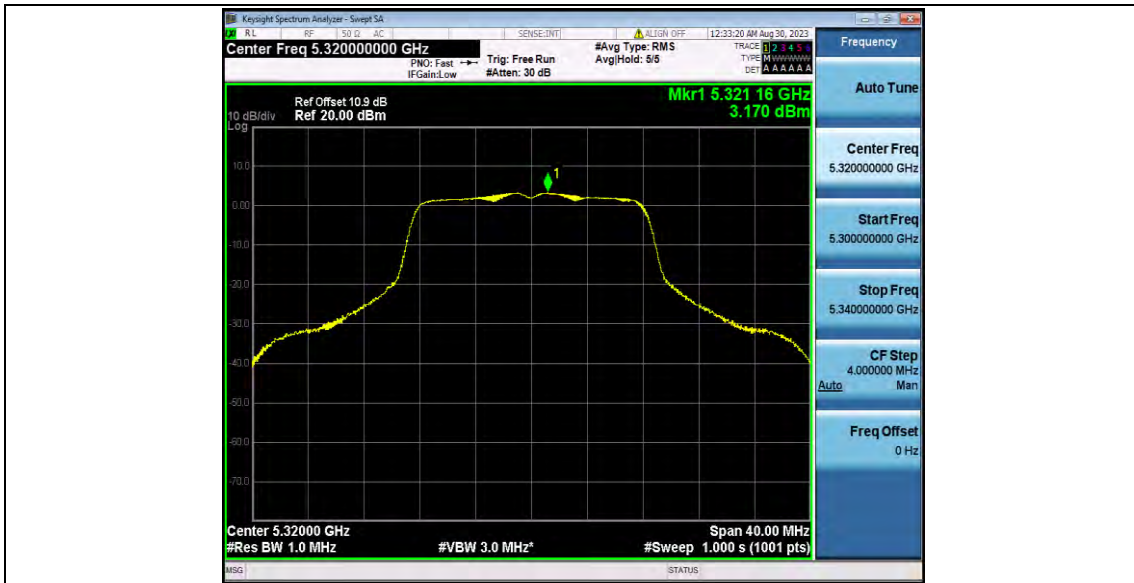
## Test Graphs



11A\_Ant1\_5260



11A\_Ant1\_5280



11A\_Ant1\_5320



11N20SISO\_Ant1\_5260



11N20SISO\_Ant1\_5280



11N20SISO\_Ant1\_5320



11N40SISO\_Ant1\_5270



11N40SISO\_Ant1\_5310



11AC20SISO\_Ant1\_5260





11AC20SISO\_Ant1\_5280



11AC20SISO\_Ant1\_5320



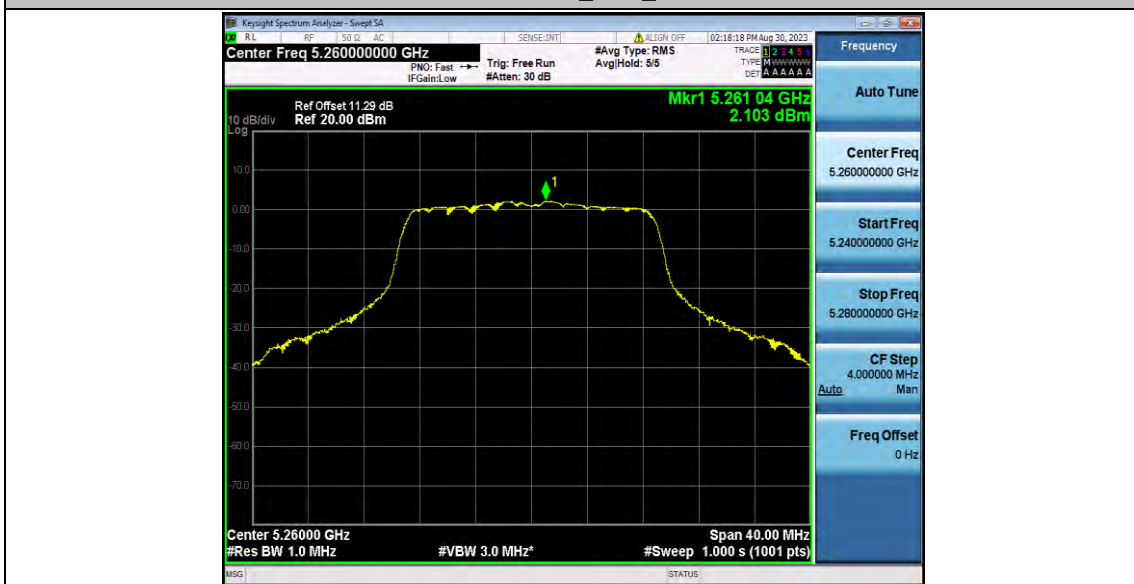
11AC40SISO\_Ant1\_5270



11AC40SISO\_Ant1\_5310

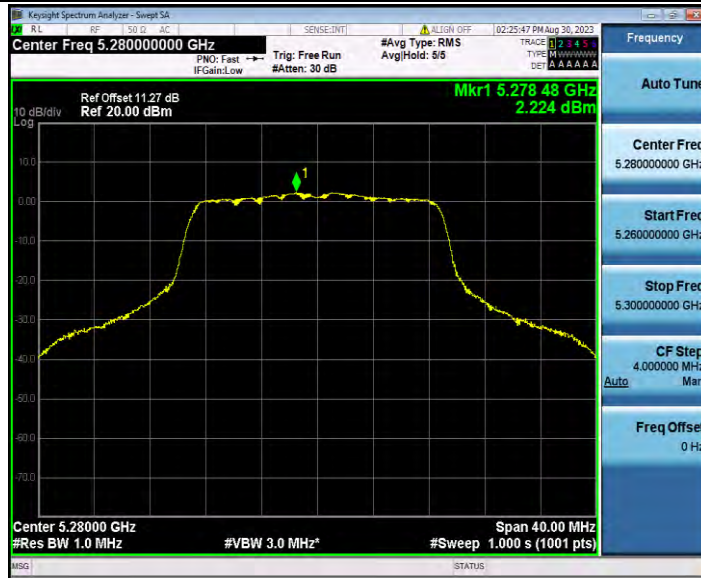


11AC80SISO\_Ant1\_5290





11AX20SISO\_Ant1\_5260



11AX20SISO\_Ant1\_5280



11AX20SISO\_Ant1\_5320



11AX40SISO\_Ant1\_5270



11AX40SISO\_Ant1\_5310



11AX80SISO\_Ant1\_5290

## Appendix E.6: Band edge measurements

### Test Result B2

Test Mode	Antenna	ChName	Frequency[MHz]	Result[dBm]	Limit[dBm]	Verdict
11A	Ant1	Low	5260	-38.04	≤-27	PASS
		High	5320	-34.02	≤-27	PASS
11N20SISO	Ant1	Low	5260	-36.24	≤-27	PASS
		High	5320	-38.41	≤-27	PASS
11N40SISO	Ant1	Low	5270	-37.05	≤-27	PASS
		High	5310	-37.06	≤-27	PASS
11AC20SISO	Ant1	Low	5260	-37.53	≤-27	PASS
		High	5320	-38.25	≤-27	PASS
11AC40SISO	Ant1	Low	5270	-37.24	≤-27	PASS
		High	5310	-37.51	≤-27	PASS
11AC80SISO	Ant1	Low	5290	-38.17	≤-27	PASS
		High	5290	-31.34	≤-27	PASS
11AX20SISO	Ant1	Low	5260	-38.52	≤-27	PASS
		High	5320	-37.15	≤-27	PASS
11AX40SISO	Ant1	Low	5270	-37.79	≤-27	PASS
		High	5310	-35.03	≤-27	PASS
11AX80SISO	Ant1	Low	5290	-37.15	≤-27	PASS
		High	5290	-32.54	≤-27	PASS

## Test Graphs B2



11A\_Ant1\_Low\_5260



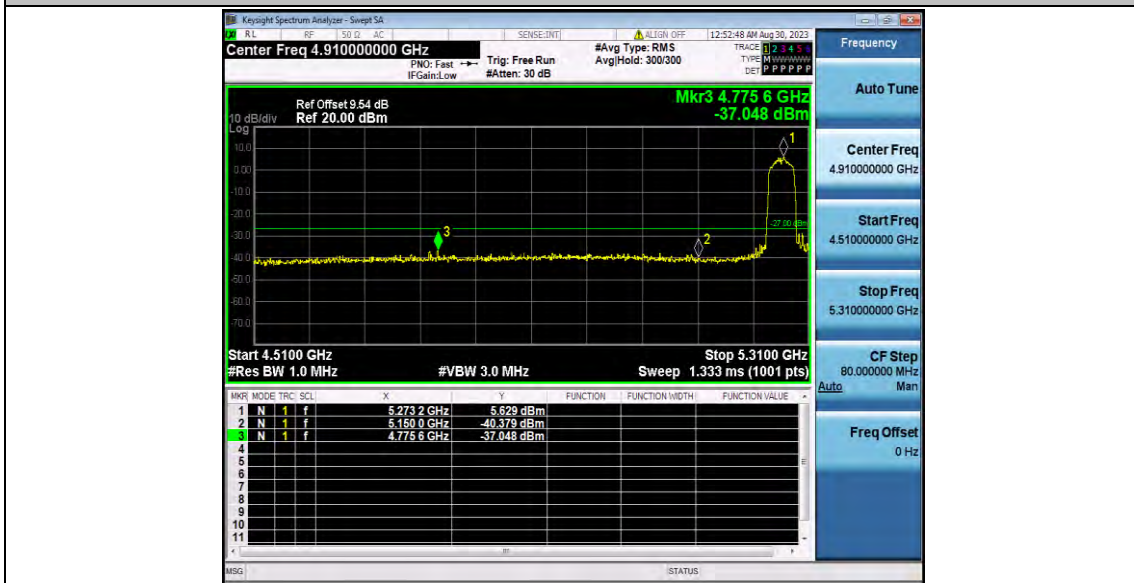
11A\_Ant1\_High\_5320



11N20SISO\_Ant1\_Low\_5260

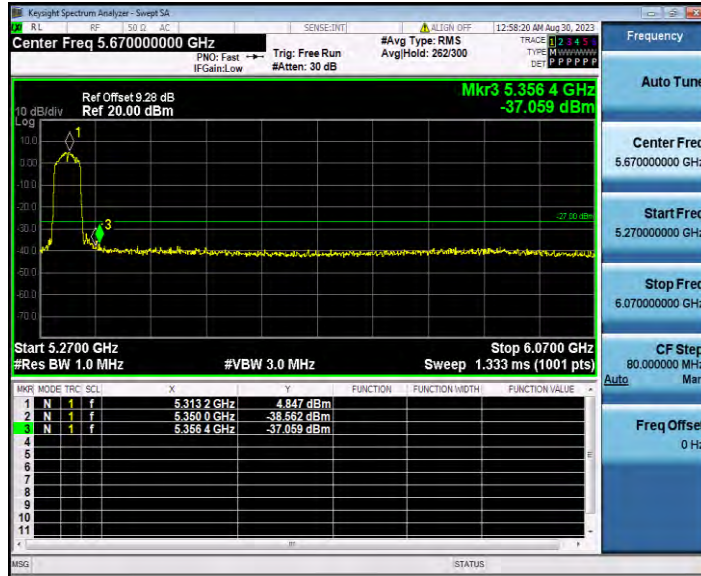


11N20SISO\_Ant1\_High\_5320

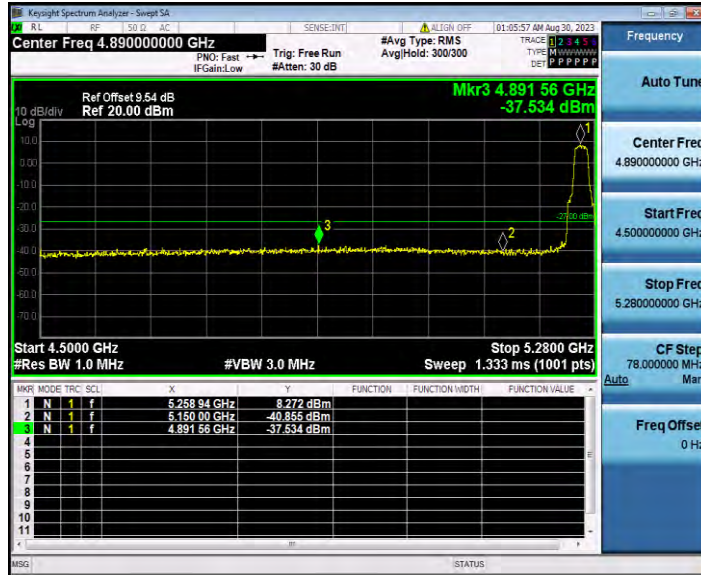




11N40SISO\_Ant1\_Low\_5270



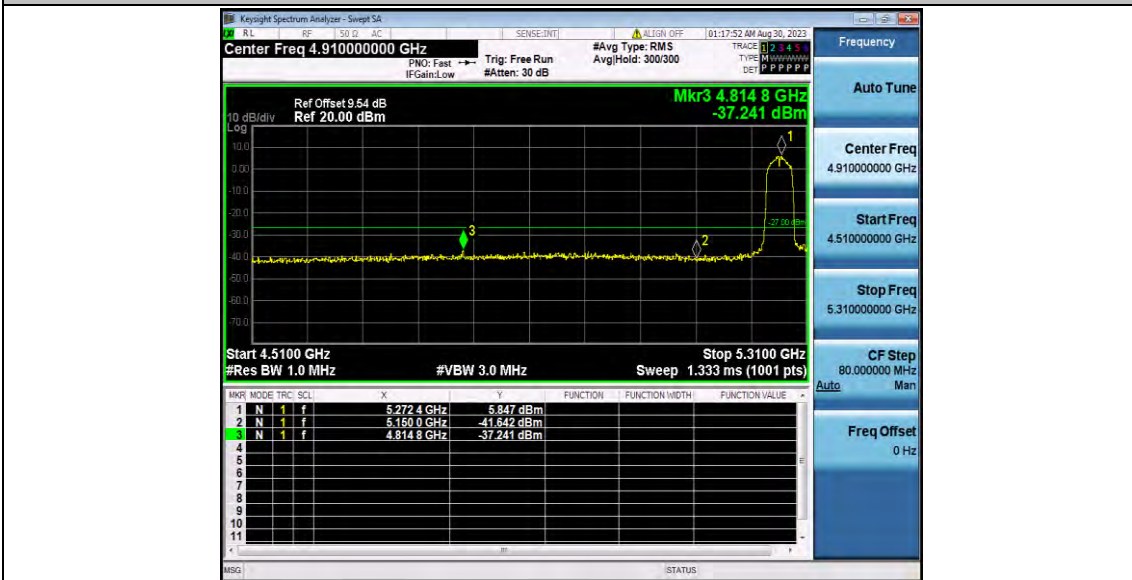
11N40SISO\_Ant1\_High\_5310



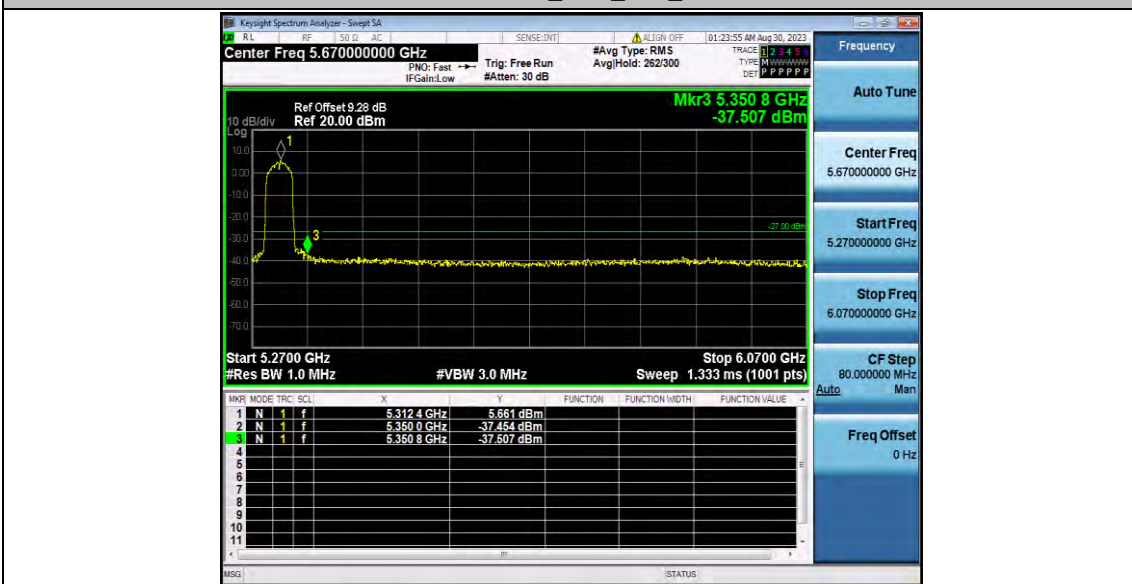
11AC20SISO\_Ant1\_Low\_5260



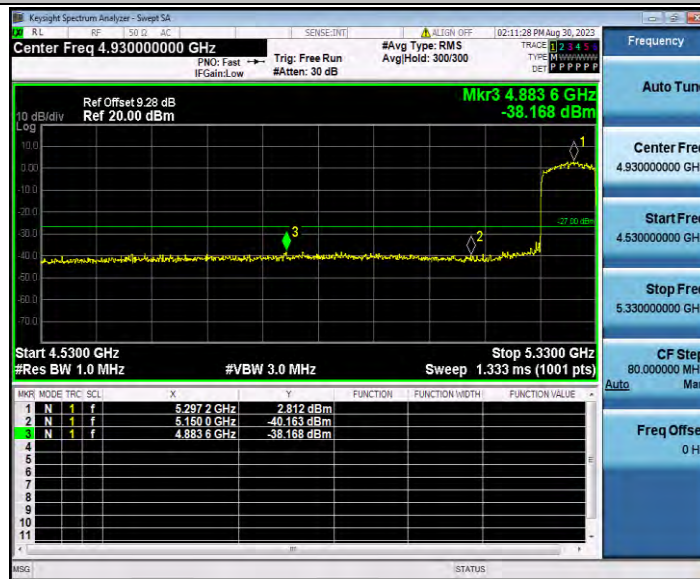
11AC20SISO\_Ant1\_High\_5320



11AC40SISO\_Ant1\_Low\_5270



11AC40SISO\_Ant1\_High\_5310

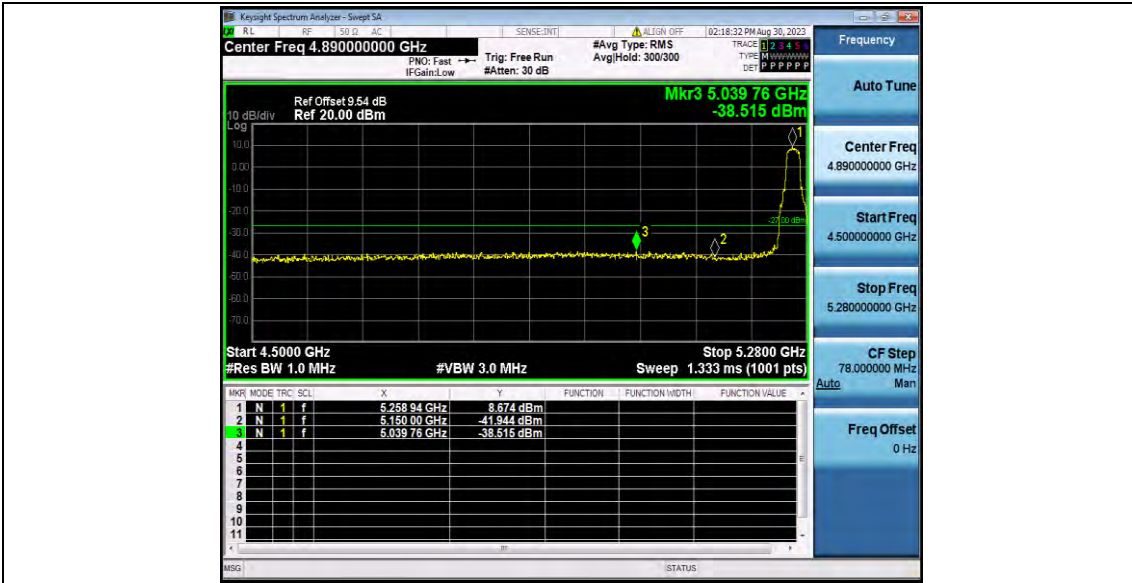


11AC80SISO\_Ant1\_Low\_5290



11AC80SISO\_Ant1\_High\_5290





11AX20SISO\_Ant1\_Low\_5260



11AX20SISO\_Ant1\_High\_5320



11AX40SISO\_Ant1\_Low\_5270

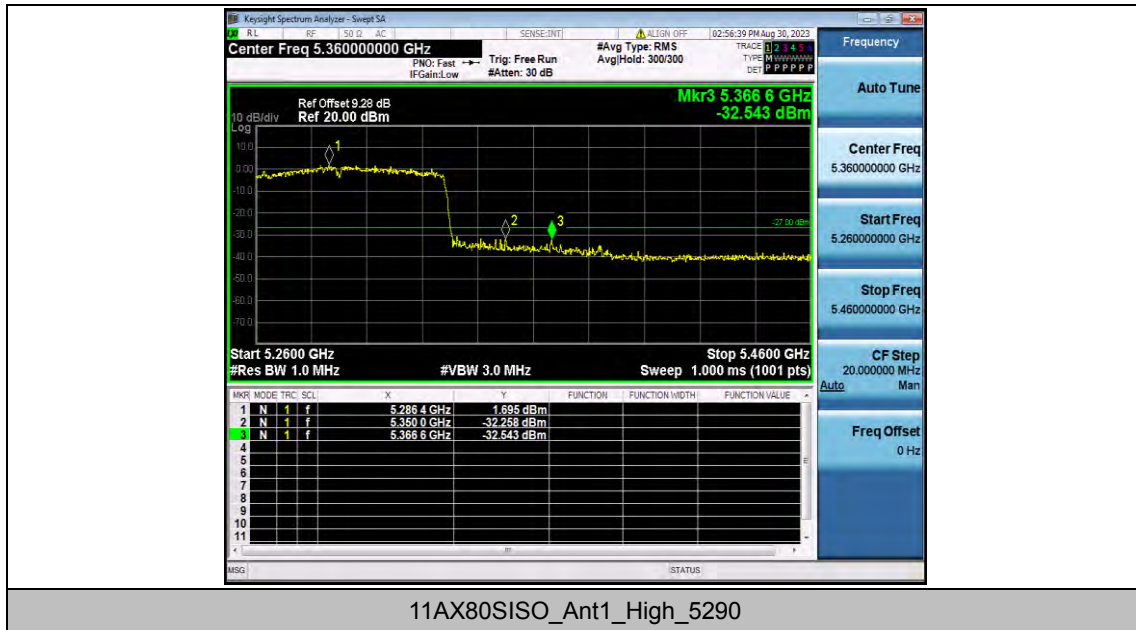


11AX40SISO\_Ant1\_High\_5310



11AX80SISO\_Ant1\_Low\_5290





11AX80SISO\_Ant1\_High\_5290

## Appendix E.7: Conducted Spurious Emission

### Test Result

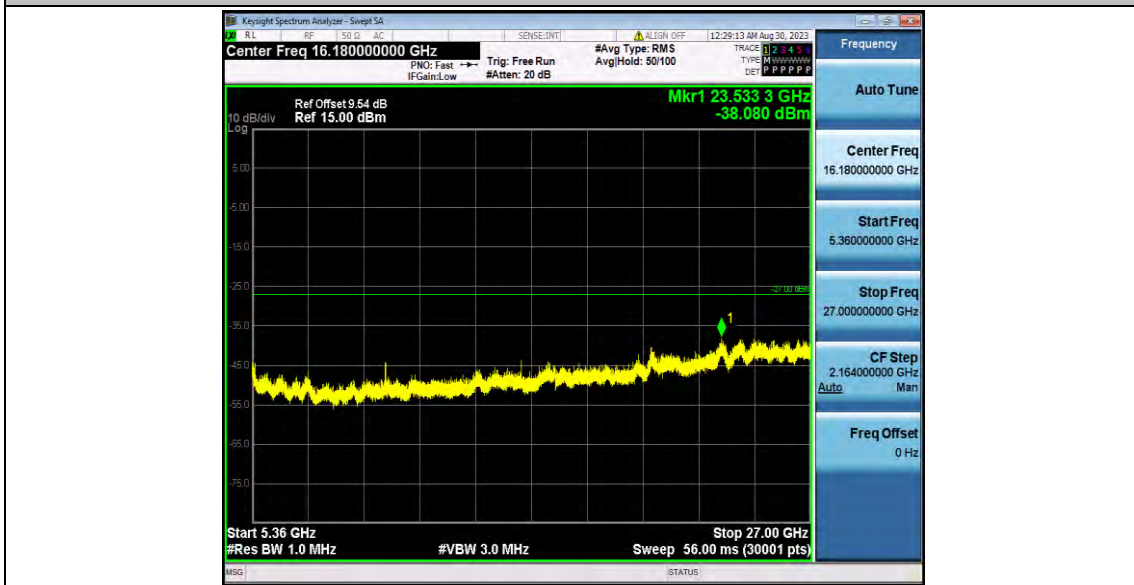
Test Mode	Antenna	Frequency[MHz]	FreqRange [MHz]	Max. Fre [MHz]	Max. Level [dBm]	Limit [dBm]	Verdict
11A	Ant1	5260	30~5140	5106.1	-47.17	≤-27	PASS
			5360~40000	23533.27	-38.08	≤-27	PASS
		5280	30~5140	5044.78	-47.01	≤-27	PASS
			5360~40000	25229.85	-37.98	≤-27	PASS
		5320	30~5140	2675.45	-47.7	≤-27	PASS
			5360~40000	24220.7	-38.43	≤-27	PASS
11N20SISO	Ant1	5260	30~5140	3145.57	-46.83	≤-27	PASS
			5360~40000	26534.02	-37.54	≤-27	PASS
		5280	30~5140	4971.71	-46.05	≤-27	PASS
			5360~40000	23577.99	-38.02	≤-27	PASS
		5320	30~5140	4964.05	-47.7	≤-27	PASS
			5360~40000	26053.61	-38.25	≤-27	PASS
11N40SISO	Ant1	5270	30~5140	4912.78	-47.15	≤-27	PASS
			5360~40000	24288.51	-37.59	≤-27	PASS
		5310	30~5140	2673.06	-47.23	≤-27	PASS
			5360~40000	24979.55	-37.68	≤-27	PASS
11AC20SISO	Ant1	5260	30~5140	4899.15	-47.08	≤-27	PASS
			5360~40000	24275.52	-37.21	≤-27	PASS
		5280	30~5140	3192.07	-47.27	≤-27	PASS
			5360~40000	24266.15	-37.27	≤-27	PASS
		5320	30~5140	4793.54	-47.25	≤-27	PASS
			5360~40000	24220.7	-37.45	≤-27	PASS
11AC40SISO	Ant1	5270	30~5140	5121.6	-46.2	≤-27	PASS
			5360~40000	23549.14	-38.39	≤-27	PASS
		5310	30~5140	5023.15	-45.61	≤-27	PASS
			5360~40000	23471.24	-38	≤-27	PASS
11AC80SISO	Ant1	5290	30~5140	4899.66	-48.05	≤-27	PASS
			5360~40000	5368.66	-34.94	≤-27	PASS
11AX20SISO	Ant1	5260	30~5140	4953.83	-47.47	≤-27	PASS
			5360~40000	23556.35	-37.86	≤-27	PASS
		5280	30~5140	4782.47	-45.96	≤-27	PASS
			5360~40000	26070.92	-37.94	≤-27	PASS
		5320	30~5140	2782.59	-46.89	≤-27	PASS
			5360~40000	26068.04	-38.26	≤-27	PASS
11AX40SISO	Ant1	5270	30~5140	5127.74	-46.93	≤-27	PASS
			5360~40000	26734.55	-38.5	≤-27	PASS

		5310	30~5140	2685.5	-47.56	$\leq -27$	PASS
			5360~40000	26597.5	-37.78	$\leq -27$	PASS
11AX80SISO	Ant1	5290	30~5140	2993.97	-47.31	$\leq -27$	PASS
			5360~40000	5365.05	-35.62	$\leq -27$	PASS

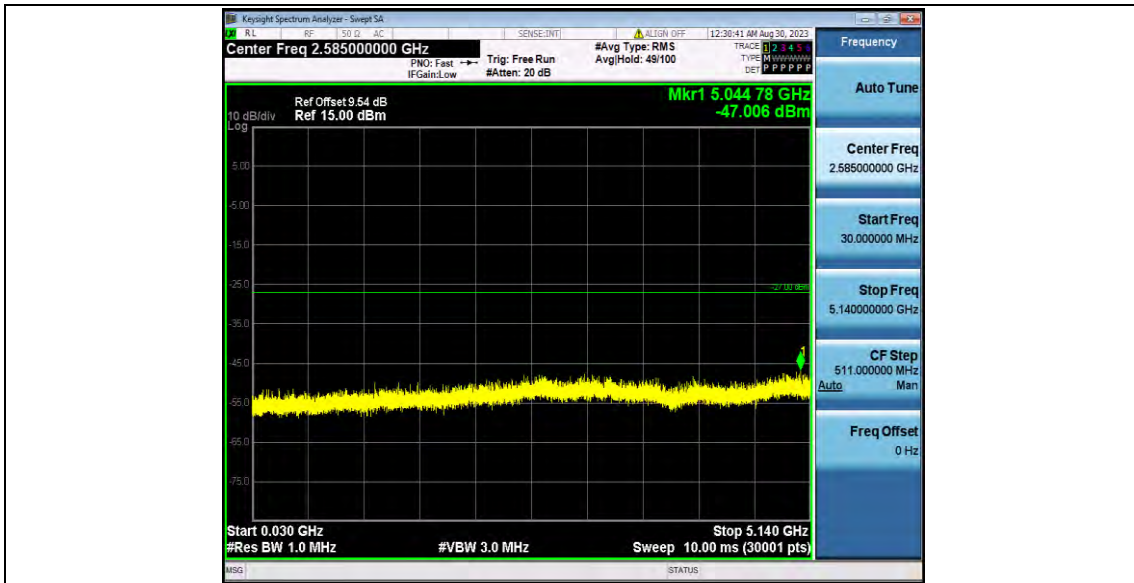
## Test Graphs



11A\_Ant1\_5260\_30~5140



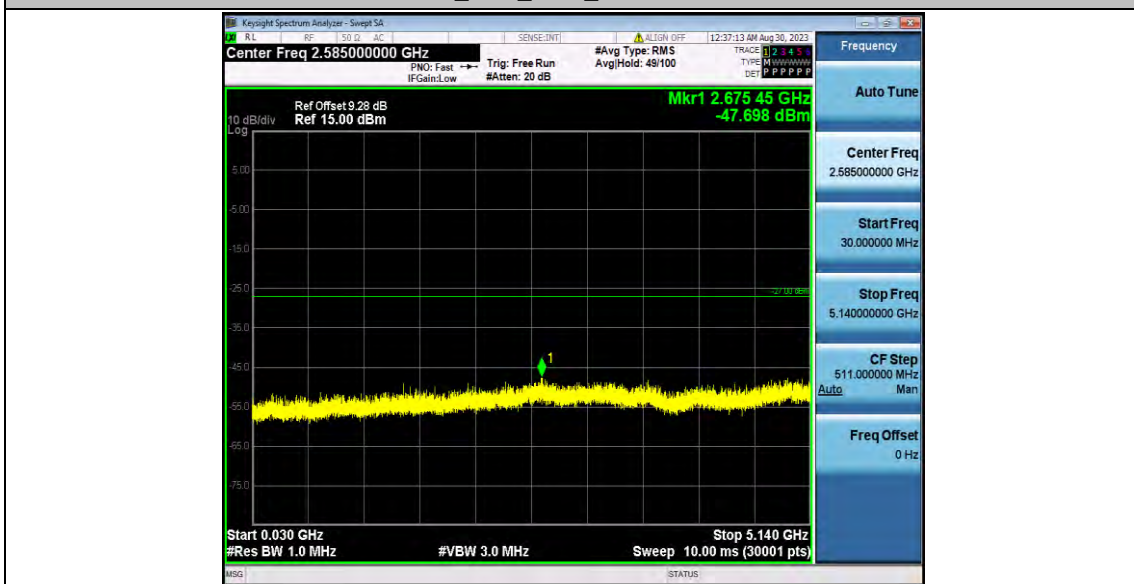
11A\_Ant1\_5260\_5360~40000



11A\_Ant1\_5280\_30~5140

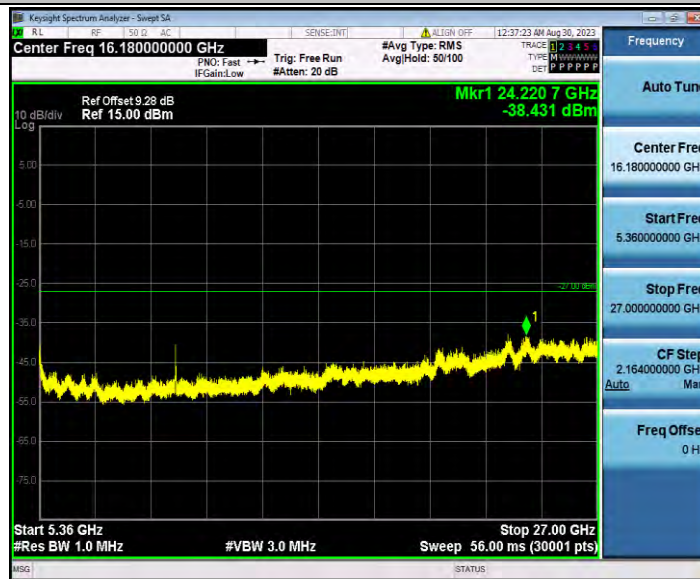


11A\_Ant1\_5280\_5360~40000

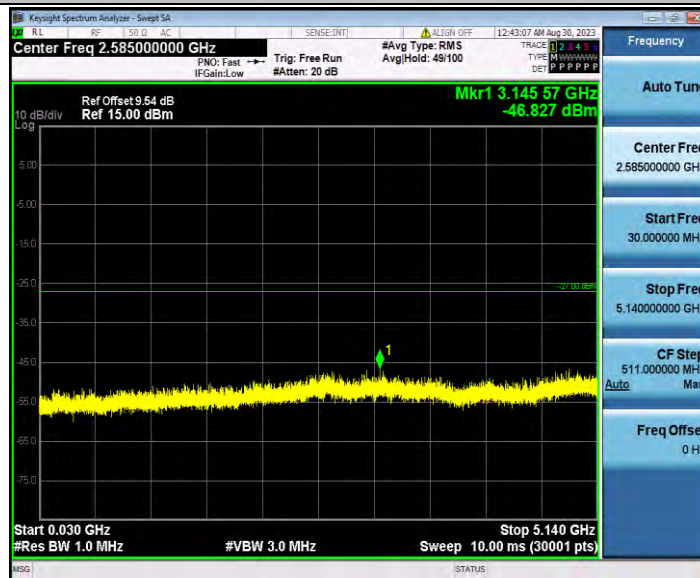




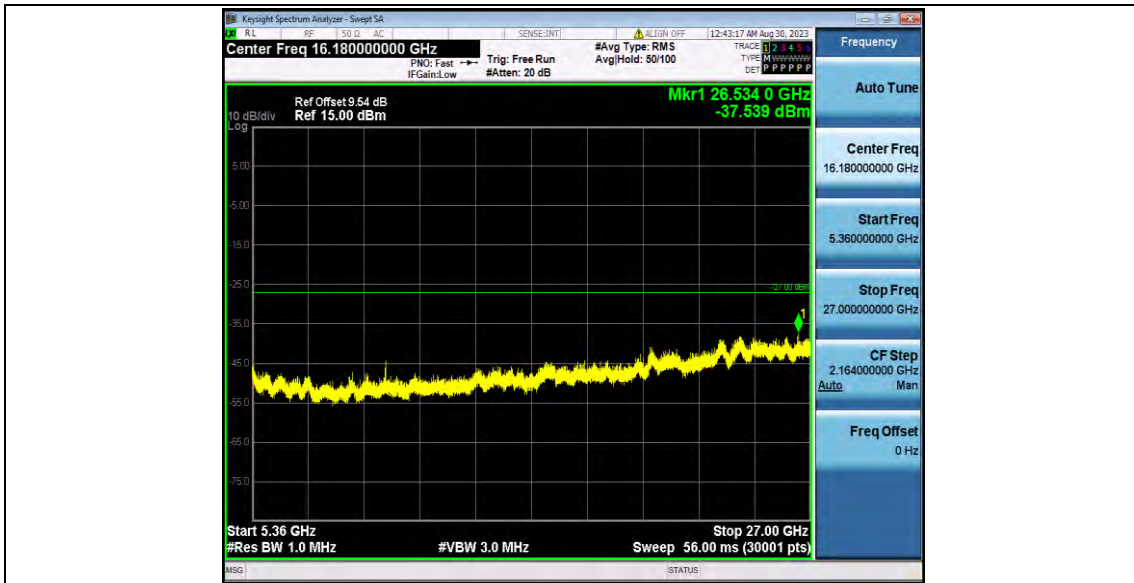
11A\_Ant1\_5320\_30~5140



11A\_Ant1\_5320\_5360~40000



11N20SISO\_Ant1\_5260\_30~5140



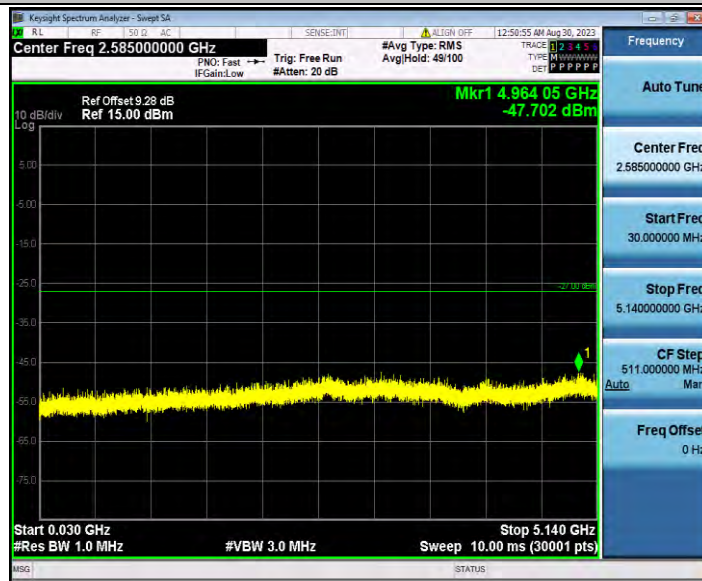
11N20SISO\_Ant1\_5260\_5360~40000



11N20SISO\_Ant1\_5280\_30~5140



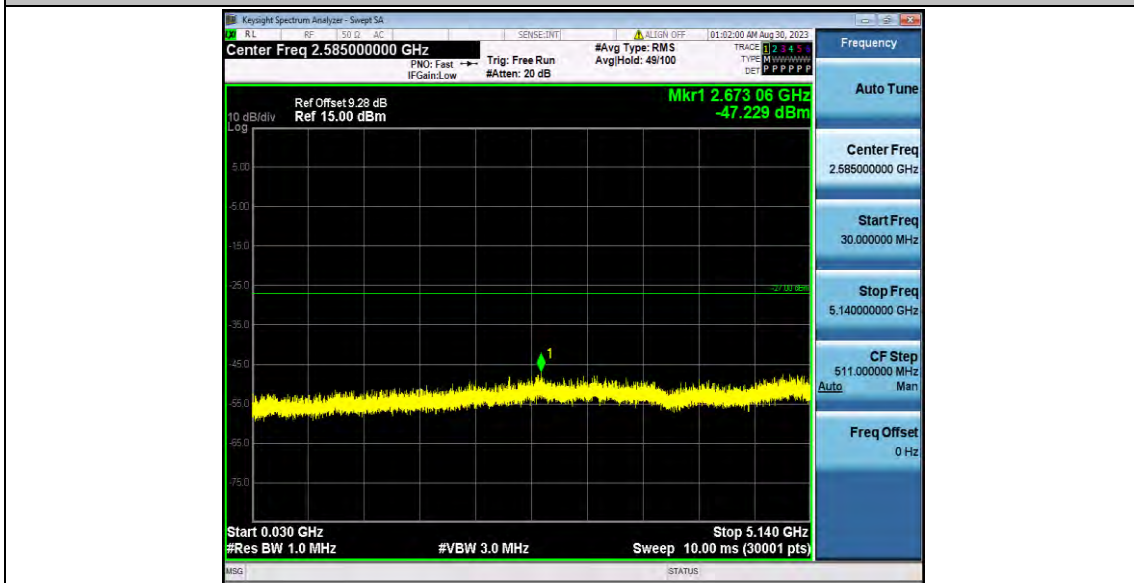
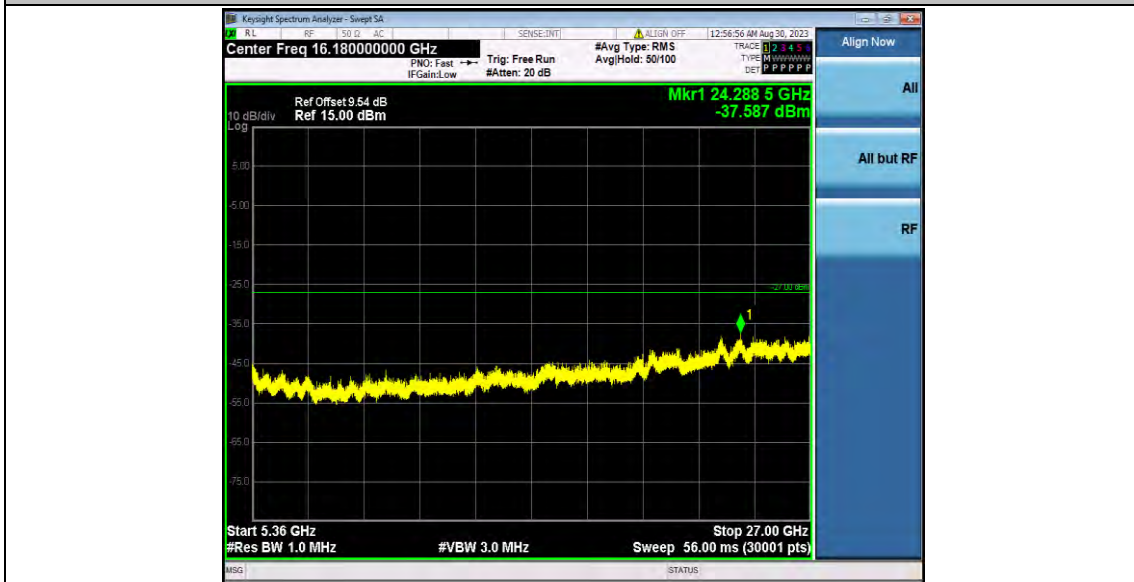
11N20SISO\_Ant1\_5280\_5360~40000



11N20SISO\_Ant1\_5320\_30~5140

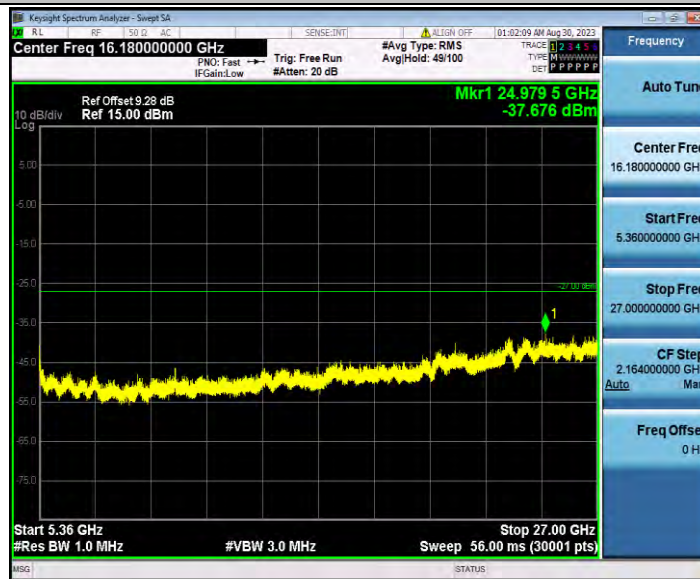


11N20SISO\_Ant1\_5320\_5360~40000





11N40SISO\_Ant1\_5310\_30~5140



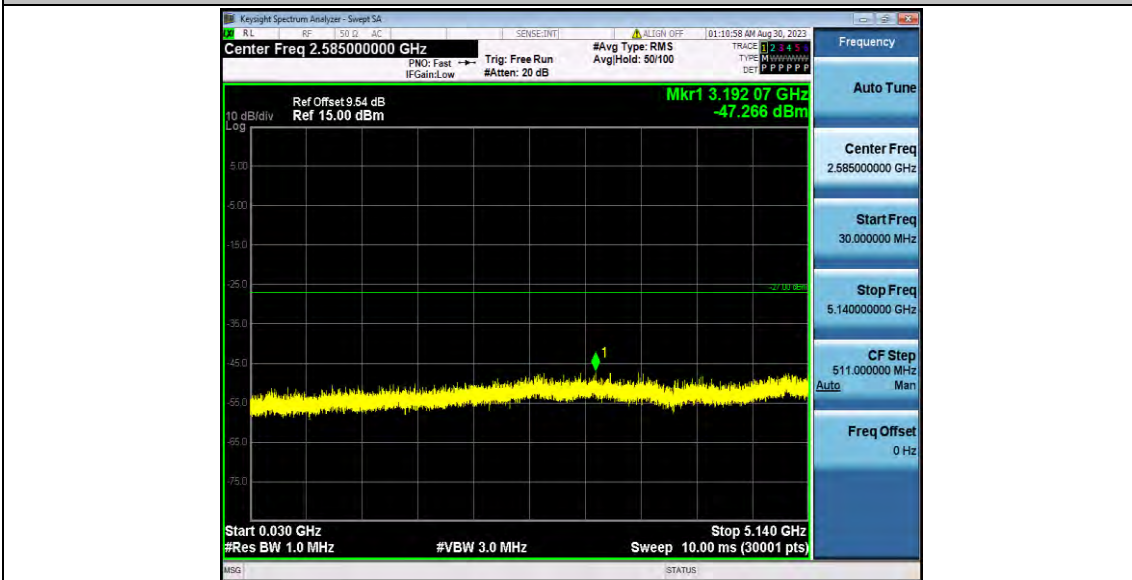
11N40SISO\_Ant1\_5310\_5360~40000



11AC20SISO\_Ant1\_5260\_30~5140



11AC20SISO\_Ant1\_5260\_5360~40000

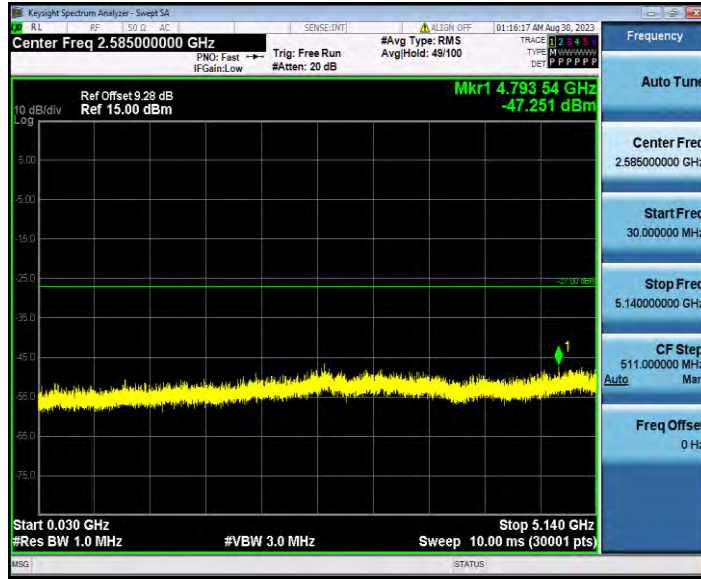


11AC20SISO\_Ant1\_5280\_30~5140





11AC20SISO\_Ant1\_5280\_5360~40000



11AC20SISO\_Ant1\_5320\_30~5140



11AC20SISO\_Ant1\_5320\_5360~40000



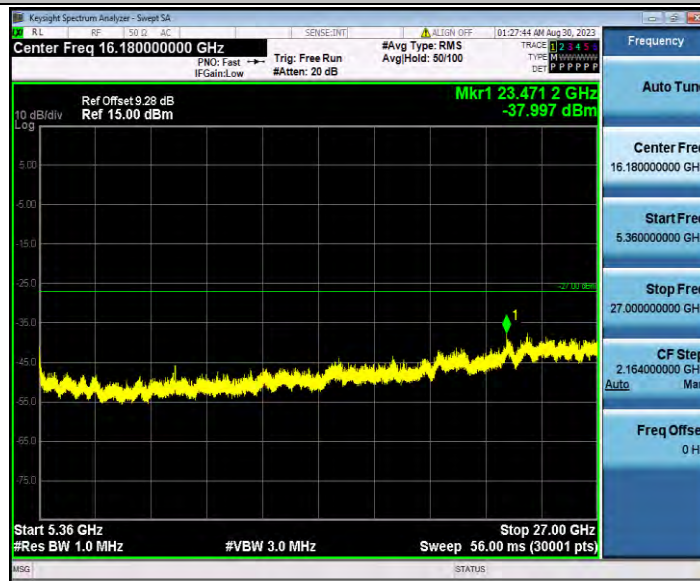
11AC40SISO\_Ant1\_5270\_30~5140



11AC40SISO\_Ant1\_5270\_5360~40000



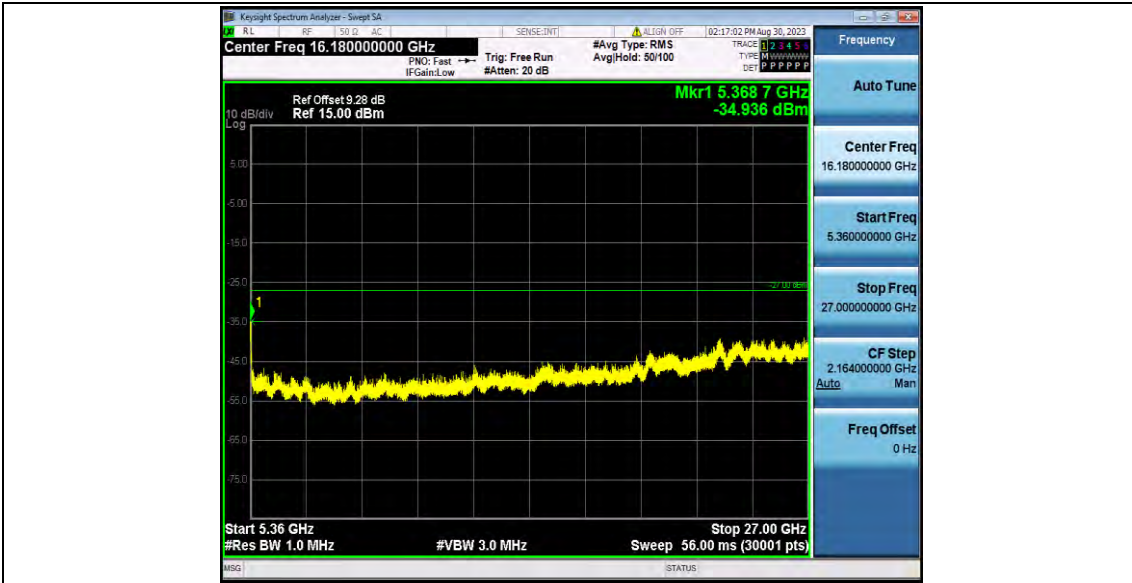
11AC40SISO\_Ant1\_5310\_30~5140



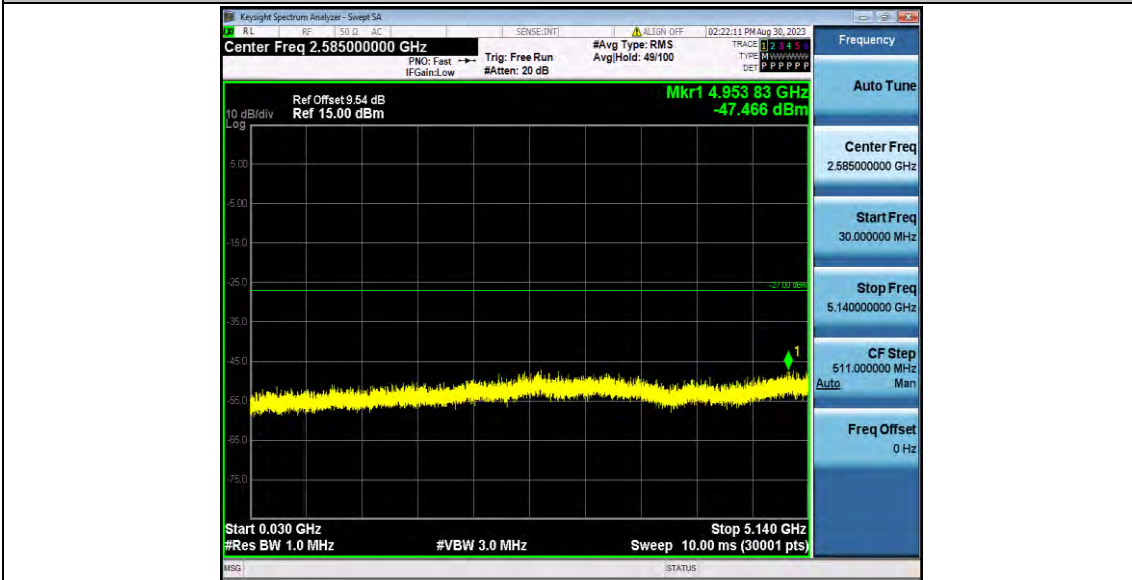
11AC40SISO\_Ant1\_5310\_5360~40000



11AC80SISO\_Ant1\_5290\_30~5140



11AC80SISO\_Ant1\_5290\_5360~4000



11AX20SISO\_Ant1\_5260\_30~5140

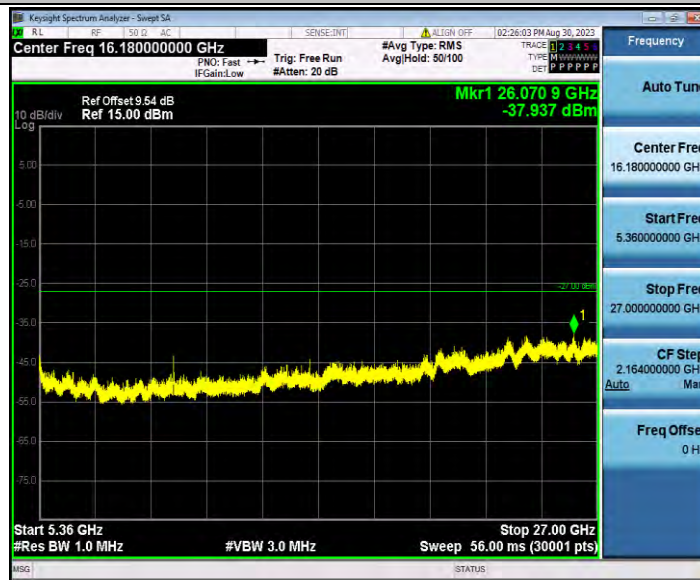




11AX20SISO\_Ant1\_5260\_5360~40000



11AX20SISO\_Ant1\_5280\_30~5140



11AX20SISO\_Ant1\_5280\_5360~40000

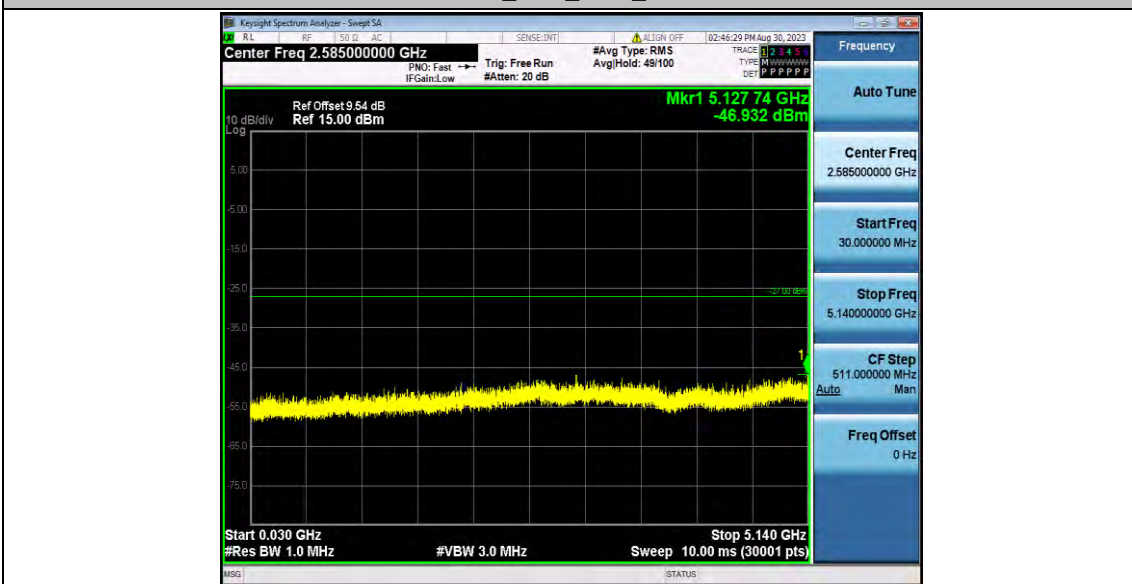




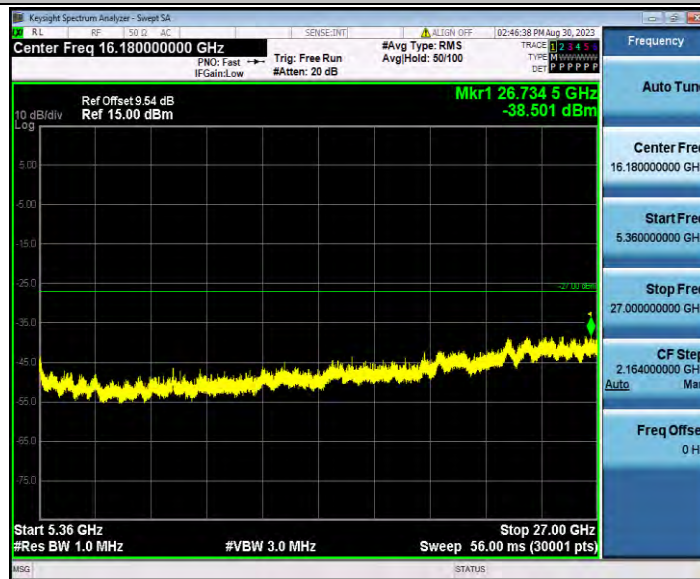
11AX20SISO\_Ant1\_5320\_30~5140



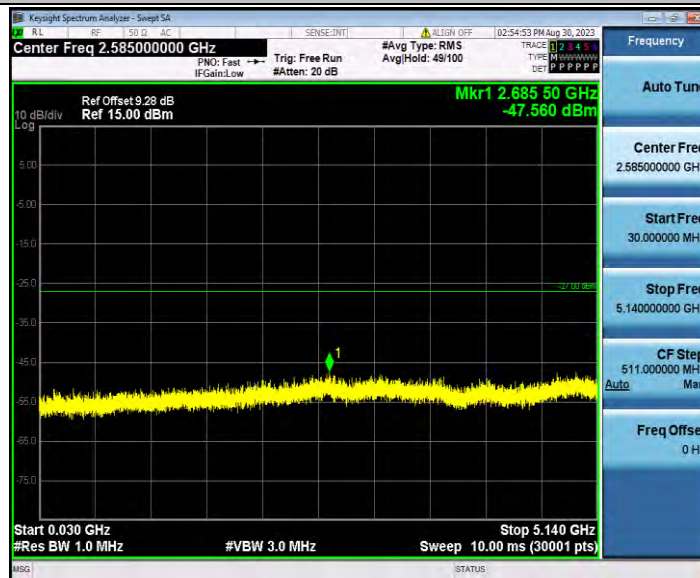
11AX20SISO\_Ant1\_5320\_5360~40000



11AX40SISO\_Ant1\_5270\_30~5140



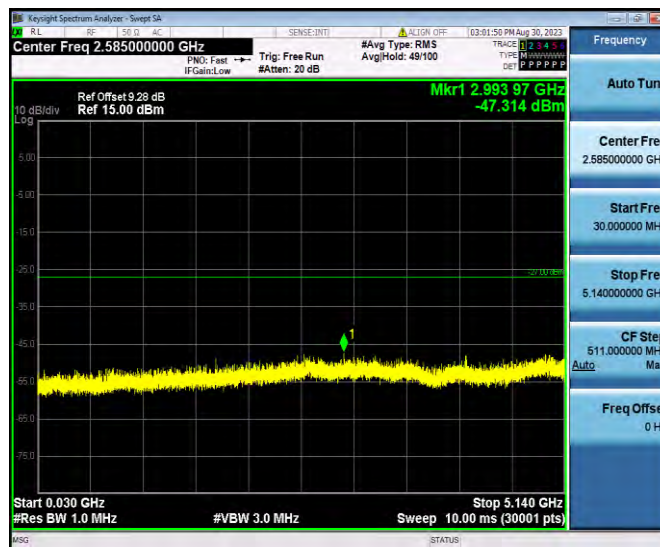
11AX40SISO\_Ant1\_5270\_5360~40000



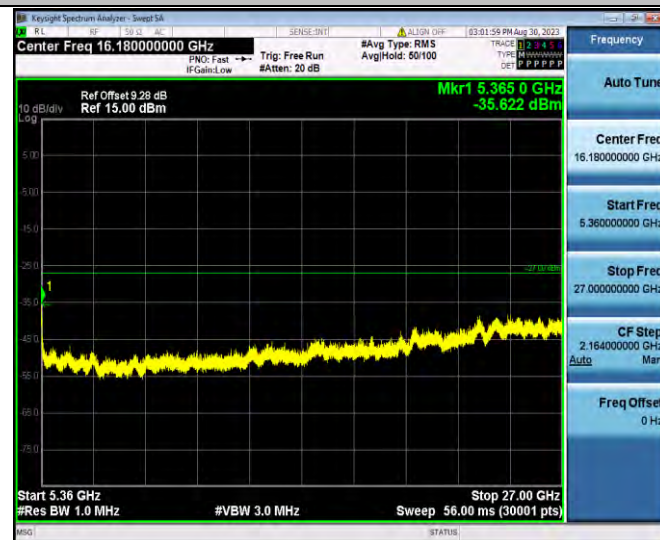
11AX40SISO\_Ant1\_5310\_30~5140



11AX40SISO\_Ant1\_5310\_5360~40000



11AX80SISO\_Ant1\_5290\_30~5140



11AX80SISO\_Ant1\_5290\_5360~40000