

## Appendix F.4: Maximum conducted output power

### Test Result Channel Power

Test Mode	Antenna	Frequency[MHz]	Channel Power [dBm]	Duty Cycle [%]	DC Factor [dBm]	Result [dBm]	Limit [dBm]	Verdict
11A	Ant0	5500	3.69	21.69	6.64	10.33	≤23.98	PASS
		5600	4.25	39.33	4.05	8.30	≤23.98	PASS
		5700	6.25	67.69	1.69	7.94	≤23.98	PASS
11N20SISO	Ant0	5500	10.15	79.17	1.01	11.16	≤23.98	PASS
		5600	7.83	86.36	0.64	8.47	≤23.98	PASS
		5700	9.05	82.61	0.83	9.88	≤23.98	PASS
11N40SISO	Ant0	5510	8.21	50.33	2.98	11.19	≤23.98	PASS
		5590	5.74	51.33	2.90	8.64	≤23.98	PASS
		5670	4.26	51.95	2.84	7.10	≤23.98	PASS
11AC20SISO	Ant0	5500	12.86	80.00	0.97	13.83	≤23.98	PASS
		5600	10.20	80.00	0.97	11.17	≤23.98	PASS
		5700	8.96	80.95	0.92	9.88	≤23.98	PASS
11AC40SISO	Ant0	5510	9.66	69.52	1.58	11.24	≤23.98	PASS
		5590	7.98	69.31	1.59	9.57	≤23.98	PASS
		5670	6.22	69.38	1.59	7.81	≤23.98	PASS
11AC80SISO	Ant0	5530	7.61	48.36	3.16	10.77	≤23.98	PASS
		5610	5.40	48.13	3.18	8.58	≤23.98	PASS
11AX20SISO	Ant0	5500	10.04	78.95	1.03	14.07	≤23.98	PASS
		5600	10.11	84.21	0.75	10.86	≤23.98	PASS
		5700	8.83	78.95	1.03	9.86	≤23.98	PASS
11AX40SISO	Ant0	5510	9.05	56.80	2.46	11.51	≤23.98	PASS
		5590	5.09	56.72	2.46	7.55	≤23.98	PASS
		5670	5.06	56.93	2.45	7.51	≤23.98	PASS
11AX80SISO	Ant0	5530	7.87	50.49	2.97	10.84	≤23.98	PASS
		5610	4.02	50.30	2.98	7.00	≤23.98	PASS

Note: The Duty Cycle Factor is compensated in the graph.

## Appendix F.5: Maximum power spectral density

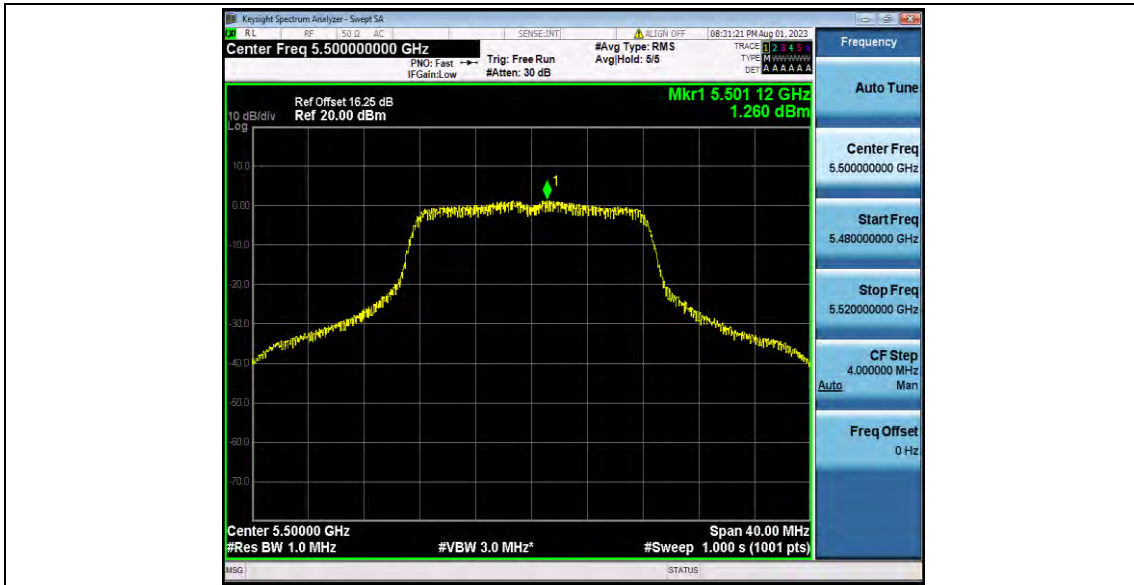
### Test Result

Test Mode	Antenna	Frequency[MHz]	Result [dBm/MHz]	Limit[dBm/MHz]	Verdict
11A	Ant0	5500	1.26	≤11.00	PASS
		5600	-1.12	≤11.00	PASS
		5700	-2.52	≤11.00	PASS
11N20SISO	Ant0	5500	0.02	≤11.00	PASS
		5600	-2.53	≤11.00	PASS
		5700	-1.23	≤11.00	PASS
11N40SISO	Ant0	5510	-2.59	≤11.00	PASS
		5590	-5	≤11.00	PASS
		5670	-6.36	≤11.00	PASS
11AC20SISO	Ant0	5500	2.49	≤11.00	PASS
		5600	-0.07	≤11.00	PASS
		5700	-1.41	≤11.00	PASS
11AC40SISO	Ant0	5510	-1.46	≤11.00	PASS
		5590	-3.09	≤11.00	PASS
		5670	-4.86	≤11.00	PASS
11AC80SISO	Ant0	5530	-4.17	≤11.00	PASS
		5610	-6.74	≤11.00	PASS
11AX20SISO	Ant0	5500	2.35	≤11.00	PASS
		5600	-0.74	≤11.00	PASS
		5700	-1.73	≤11.00	PASS
11AX40SISO	Ant0	5510	-2.95	≤11.00	PASS
		5590	-6.46	≤11.00	PASS
		5670	-9.94	≤11.00	PASS
11AX80SISO	Ant0	5530	-5.78	≤11.00	PASS
		5610	-10.04	≤11.00	PASS

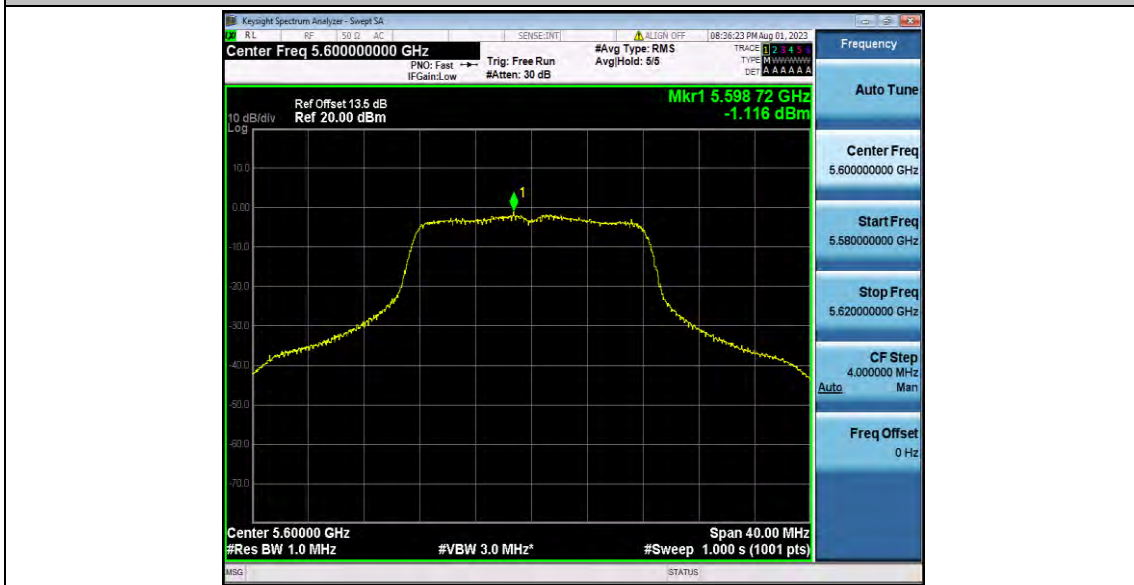
Note: 1.The Result and Limit Unit is dBm/500 kHz in the band 5.725–5.85 GHz.

2.The Duty Cycle Factor and RBW Factor is compensated in the graph.

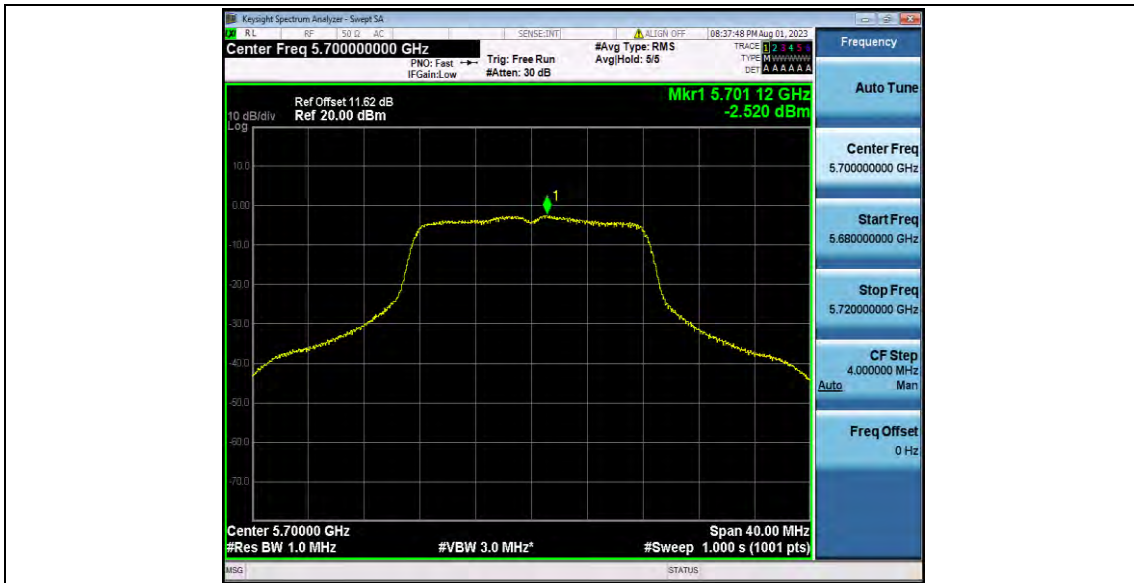
## Test Graphs



11A\_Ant0\_5500



11A\_Ant0\_5600



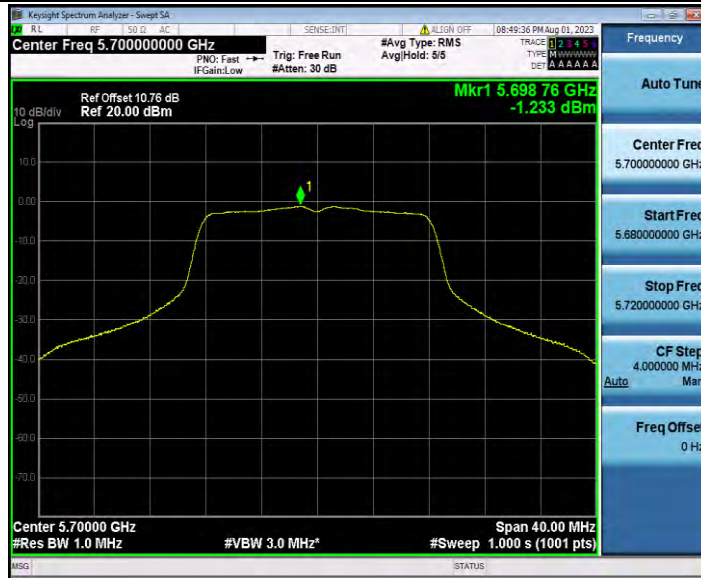
11A\_Ant0\_5700



11N20SISO\_Ant0\_5500



11N20SISO\_Ant0\_5600



11N20SISO\_Ant0\_5700



11N40SISO\_Ant0\_5510



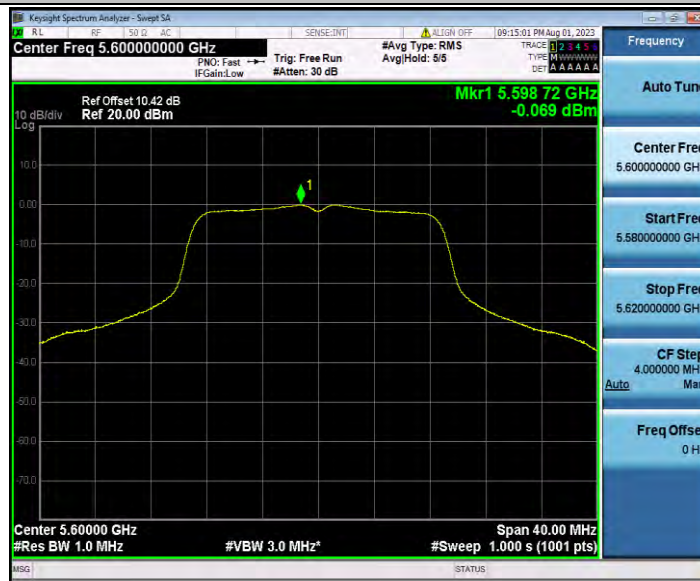
11N40SISO\_Ant0\_5590



11N40SISO\_Ant0\_5670



11AC20SISO\_Ant0\_5500



11AC20SISO\_Ant0\_5600



11AC20SISO\_Ant0\_5700



11AC40SISO\_Ant0\_5510



11AC40SISO\_Ant0\_5590





11AC40SISO\_Ant0\_5670



11AC80SISO\_Ant0\_5530



11AC80SISO\_Ant0\_5610



11AX20SISO\_Ant0\_5500



11AX20SISO\_Ant0\_5600



11AX20SISO\_Ant0\_5700



11AX40SISO\_Ant0\_5510



11AX40SISO\_Ant0\_5590



11AX40SISO\_Ant0\_5670



11AX80SISO\_Ant0\_5530



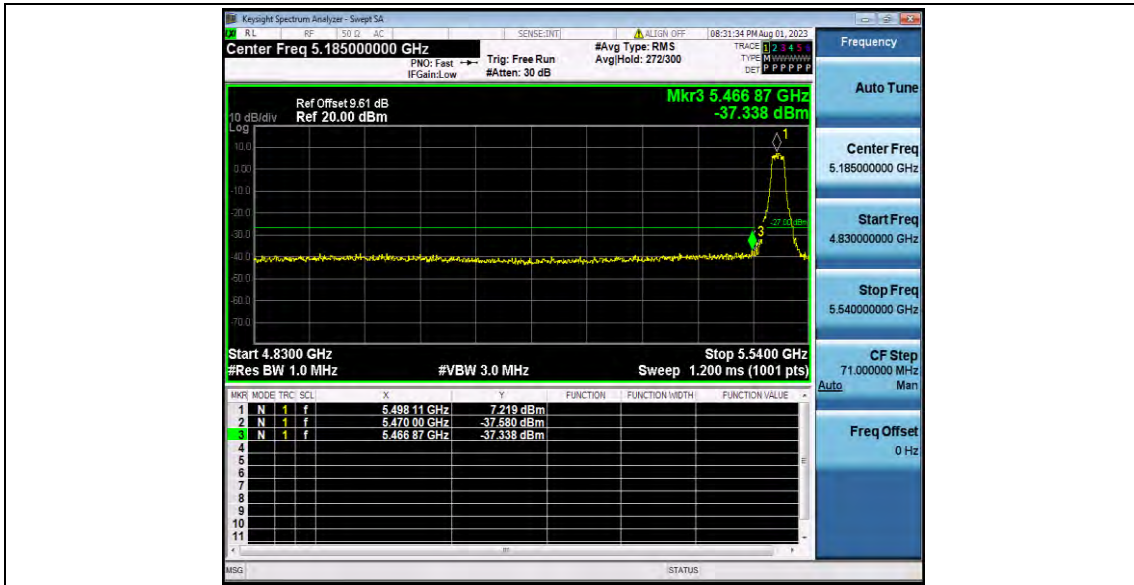
11AX80SISO\_Ant0\_5610

## Appendix F.6: Band edge measurements

### Test Result B3

Test Mode	Antenna	ChName	Frequency[MHz]	Result[dBm]	Limit[dBm]	Verdict
11A	Ant0	Low	5500	-37.34	≤-27	PASS
		High	5700	-35.28	≤-27	PASS
11N20SISO	Ant0	Low	5500	-35.52	≤-27	PASS
		High	5700	-32.3	≤-27	PASS
11N40SISO	Ant0	Low	5510	-31.07	≤-27	PASS
		High	5670	-37.88	≤-27	PASS
11AC20SISO	Ant0	Low	5500	-27.56	≤-27	PASS
		High	5700	-30.55	≤-27	PASS
11AC40SISO	Ant0	Low	5510	-27.81	≤-27	PASS
		High	5670	-37.45	≤-27	PASS
11AC80SISO	Ant0	Low	5530	-28.42	≤-27	PASS
		High	5610	-37.78	≤-27	PASS
11AX20SISO	Ant0	Low	5500	-29.88	≤-27	PASS
		High	5700	-29.79	≤-27	PASS
11AX40SISO	Ant0	Low	5510	-36.37	≤-27	PASS
		High	5670	-37.46	≤-27	PASS
11AX80SISO	Ant0	Low	5530	-37.6	≤-27	PASS
		High	5610	-37.89	≤-27	PASS

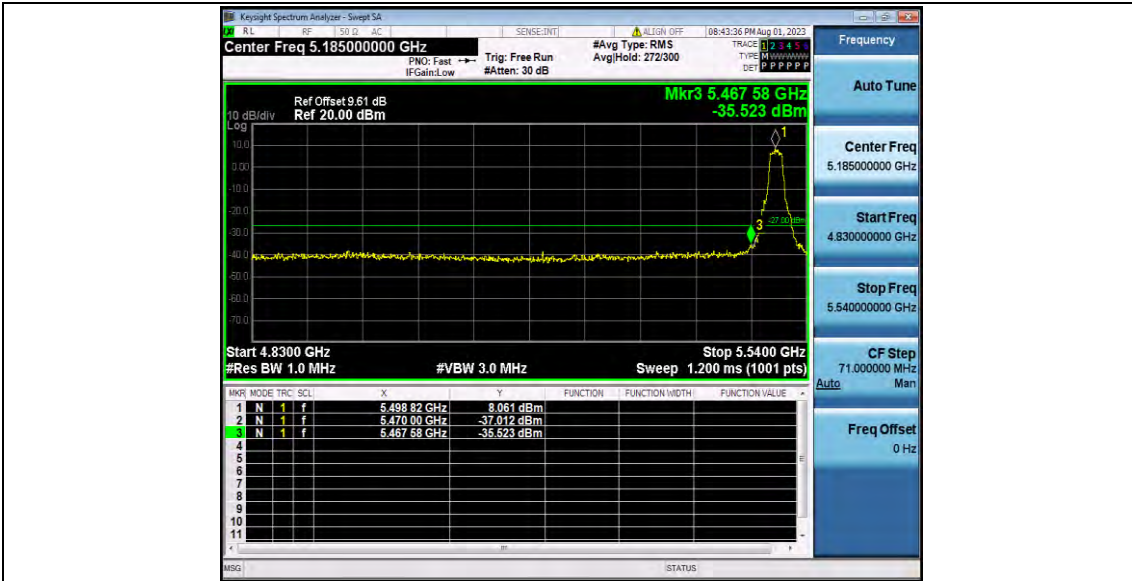
### Test Graphs B3



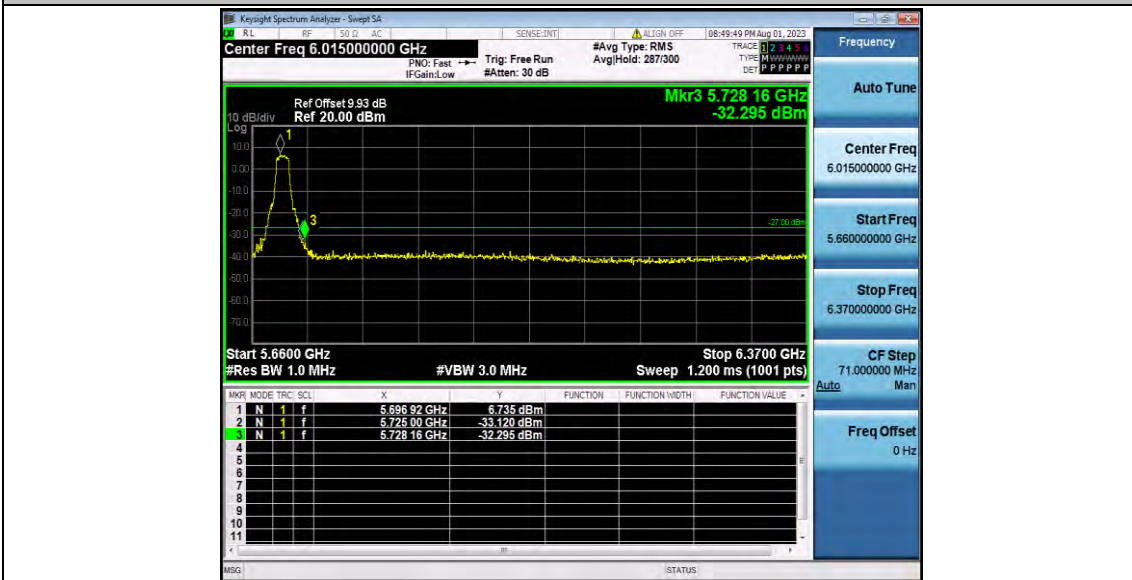
11A\_Ant0\_Low\_5500



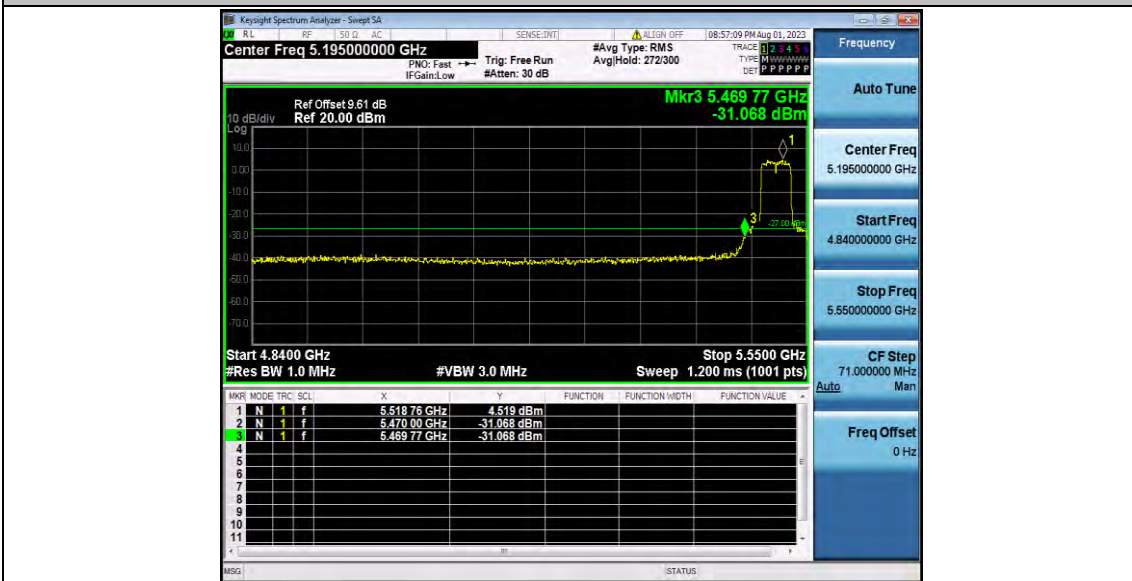
11A\_Ant0\_High\_5700



11N20SISO\_Ant0\_Low\_5500



11N20SISO\_Ant0\_High\_5700



11N40SISO\_Ant0\_Low\_5510



11N40SISO\_Ant0\_High\_5670



11AC20SISO\_Ant0\_Low\_5500





11AC20SISO\_Ant0\_High\_5700



11AC40SISO\_Ant0\_Low\_5510



11AC40SISO\_Ant0\_High\_5670



11AC80SISO\_Ant0\_Low\_5530



11AC80SISO\_Ant0\_High\_5610



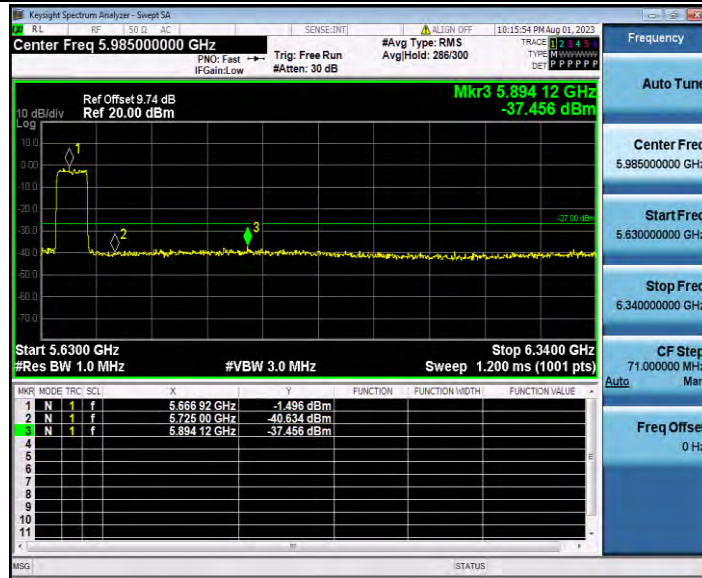
11AX20SISO\_Ant0\_Low\_5500



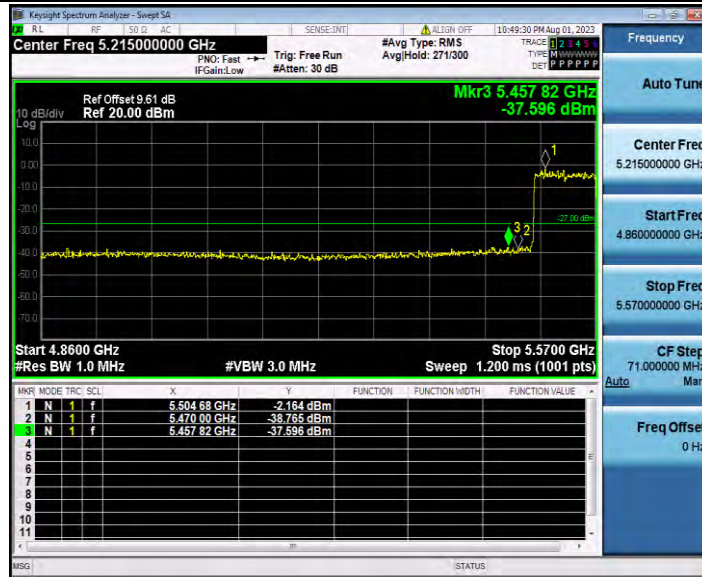
11AX20SISO\_Ant0\_High\_5700



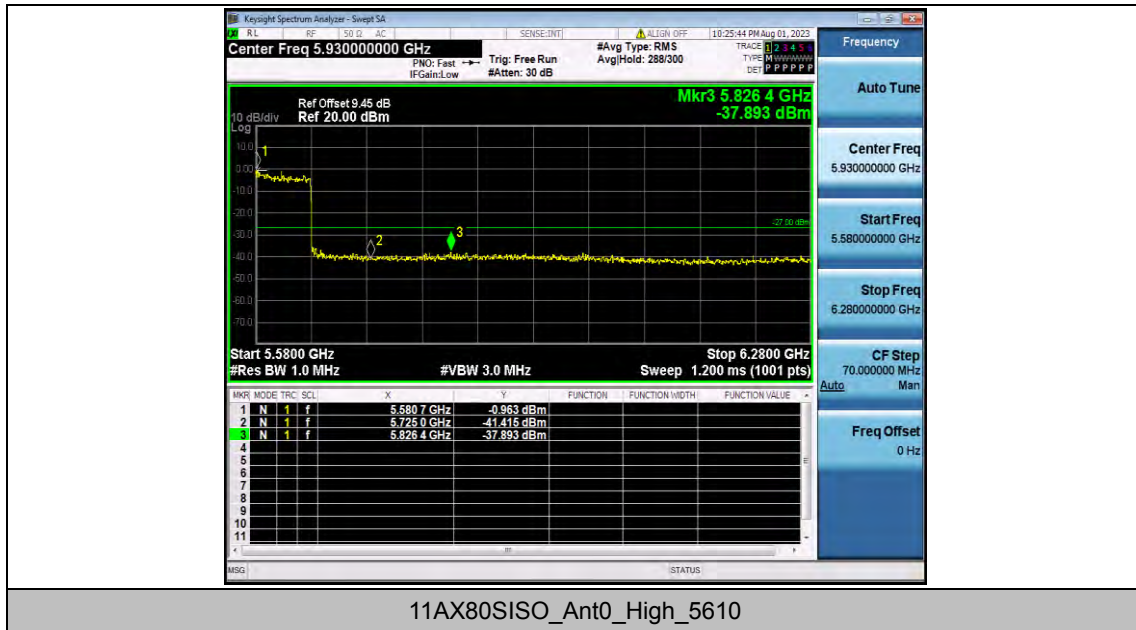
11AX40SISO\_Ant0\_Low\_5510



11AX40SISO\_Ant0\_High\_5670



11AX80SISO\_Ant0\_Low\_5530



11AX80SISO\_Ant0\_High\_5610

## Appendix F.7: Conducted Spurious Emission

### Test Result

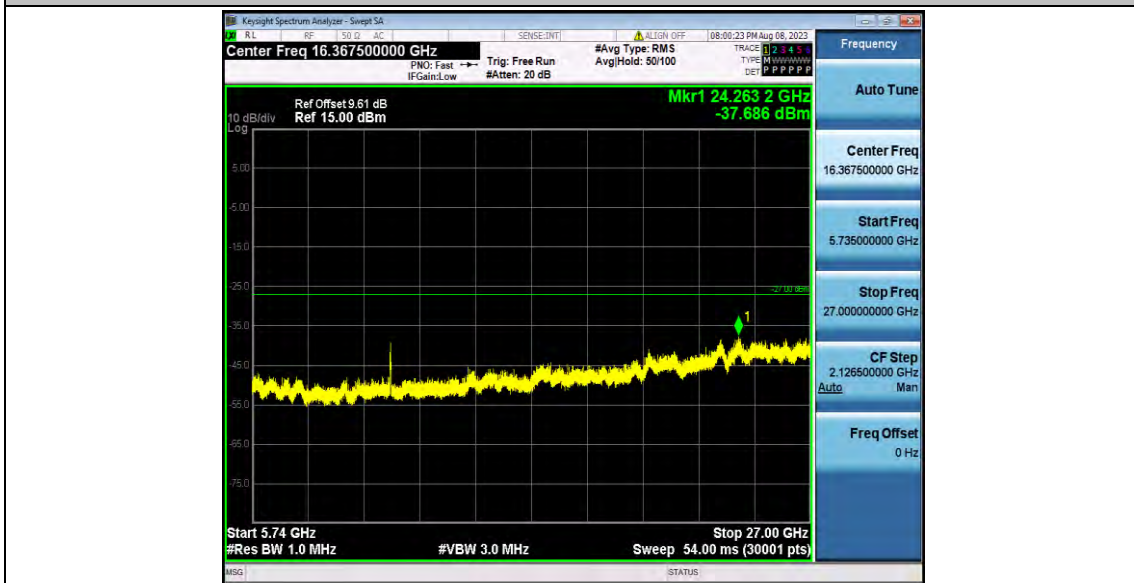
Test Mode	Antenna	Frequency[MHz]	FreqRange [MHz]	Max. Fre [MHz]	Max. Level [dBm]	Limit [dBm]	Verdict
11A	Ant0	5500	30~5460	5449.86	-44.41	≤-27	PASS
			5735~40000	24263.19	-37.69	≤-27	PASS
		5600	30~5460	5406.61	-46.15	≤-27	PASS
			5735~40000	26958.18	-38.66	≤-27	PASS
		5700	30~5460	5417.1	-45.72	≤-27	PASS
			5735~40000	11399.29	-34.55	≤-27	PASS
11N20SISO	Ant0	5500	30~5460	5458.37	-40.36	≤-27	PASS
			5735~40000	10999.51	-36.16	≤-27	PASS
		5600	30~5460	5451.86	-45.54	≤-27	PASS
			5735~40000	11398.58	-32.1	≤-27	PASS
		5700	30~5460	2454.86	-46.36	≤-27	PASS
			5735~40000	11400	-31.17	≤-27	PASS
11N40SISO	Ant0	5510	30~5460	5459.46	-43.46	≤-27	PASS
			5735~40000	24261.07	-37.61	≤-27	PASS
		5590	30~5460	5439.19	-46.69	≤-27	PASS
			5735~40000	26587.46	-37.62	≤-27	PASS
		5670	30~5460	5438.82	-46.99	≤-27	PASS
			5735~40000	24278.79	-37.71	≤-27	PASS
11AC20SISO	Ant0	5500	30~5460	5446.61	-44.23	≤-27	PASS
			5735~40000	11006.59	-36.74	≤-27	PASS
		5600	30~5460	5434.48	-45.98	≤-27	PASS
			5735~40000	25695.75	-37.71	≤-27	PASS
		5700	30~5460	5337.64	-46.58	≤-27	PASS
			5735~40000	11400.7	-32.29	≤-27	PASS
11AC40SISO	Ant0	5510	30~5460	4995.92	-46.34	≤-27	PASS
			5735~40000	11402.12	-32.61	≤-27	PASS
		5590	30~5460	5438.46	-46.09	≤-27	PASS
			5735~40000	24172.46	-37.83	≤-27	PASS
		5670	30~5460	5446.43	-46.48	≤-27	PASS
			5735~40000	11336.91	-37.65	≤-27	PASS
11AC80SISO	Ant0	5530	30~5460	5459.1	-38.57	≤-27	PASS
			5735~40000	26559.11	-38.05	≤-27	PASS
		5610	30~5460	5375.47	-46.5	≤-27	PASS
			5735~40000	24880.59	-37.83	≤-27	PASS
11AX20SISO	Ant0	5500	30~5460	5452.58	-42.43	≤-27	PASS
			5735~40000	11000.21	-37	≤-27	PASS

		5600	30~5460	5006.41	-46.59	≤-27	PASS
			5735~40000	11199.4	-35.66	≤-27	PASS
		5700	30~5460	5420	-46.14	≤-27	PASS
			5735~40000	11398.58	-30.54	≤-27	PASS
11AX40SISO	Ant0	5510	30~5460	5010.4	-46.83	≤-27	PASS
			5735~40000	11399.29	-30.34	≤-27	PASS
		5590	30~5460	5438.28	-46.89	≤-27	PASS
			5735~40000	24179.55	-37.89	≤-27	PASS
		5670	30~5460	5440.27	-46.92	≤-27	PASS
			5735~40000	26889.42	-36.99	≤-27	PASS
11AX80SISO	Ant0	5530	30~5460	5455.48	-40.78	≤-27	PASS
			5735~40000	24213.58	-37.43	≤-27	PASS
		5610	30~5460	5347.06	-46.83	≤-27	PASS
			5735~40000	24179.55	-37.79	≤-27	PASS

## Test Graphs

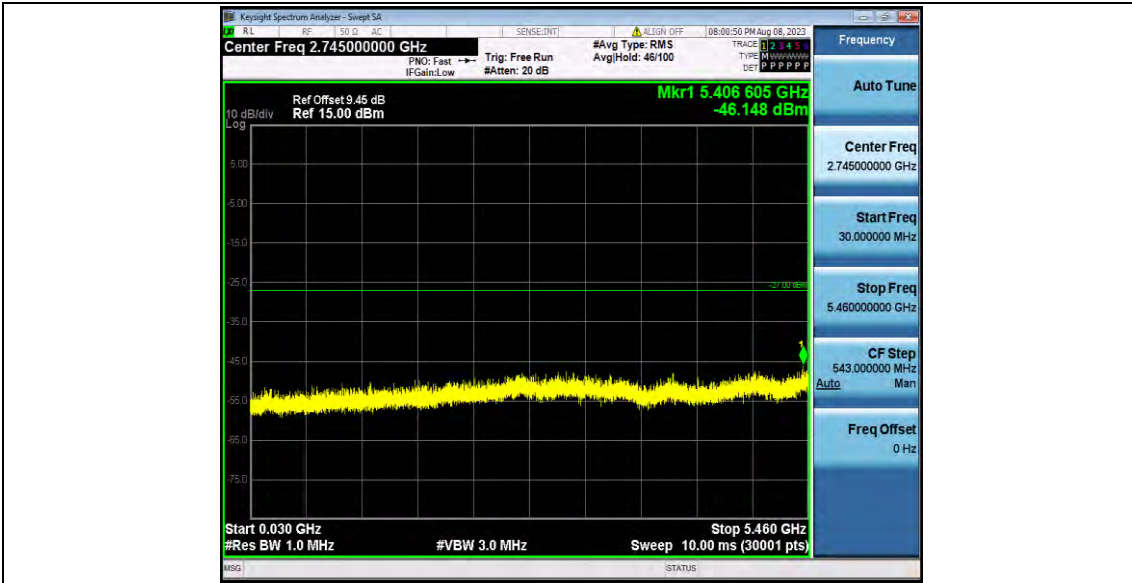


11A\_Ant0\_5500\_30~5460



11A\_Ant0\_5500\_5735~40000





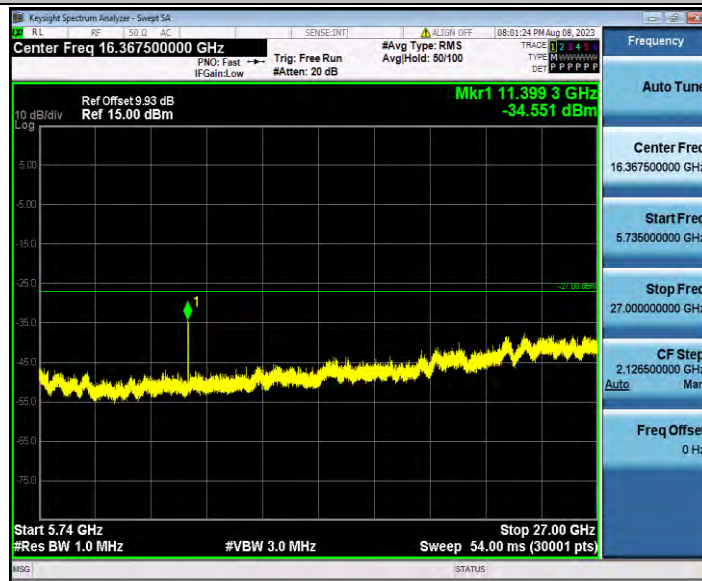
11A\_Ant0\_5600\_30~5460



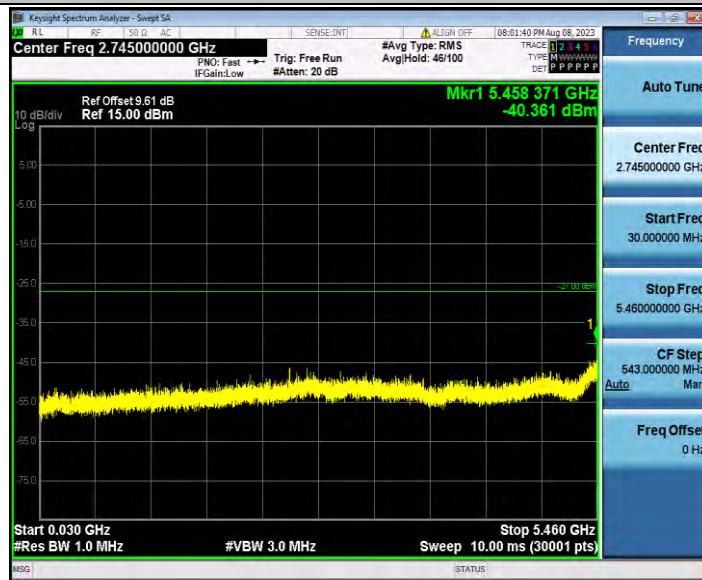
11A\_Ant0\_5600\_5735~40000



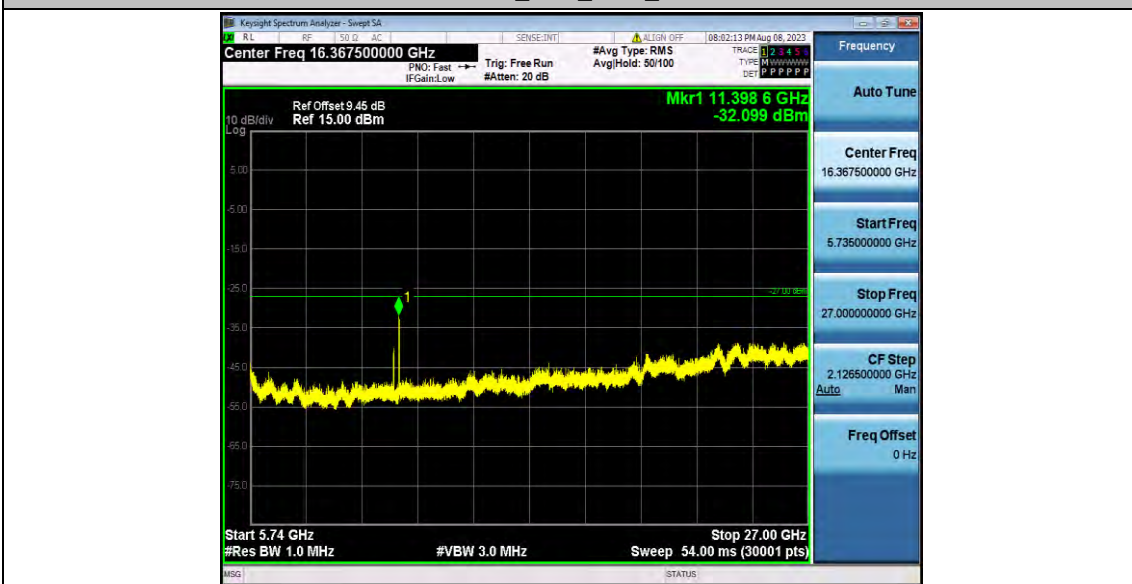
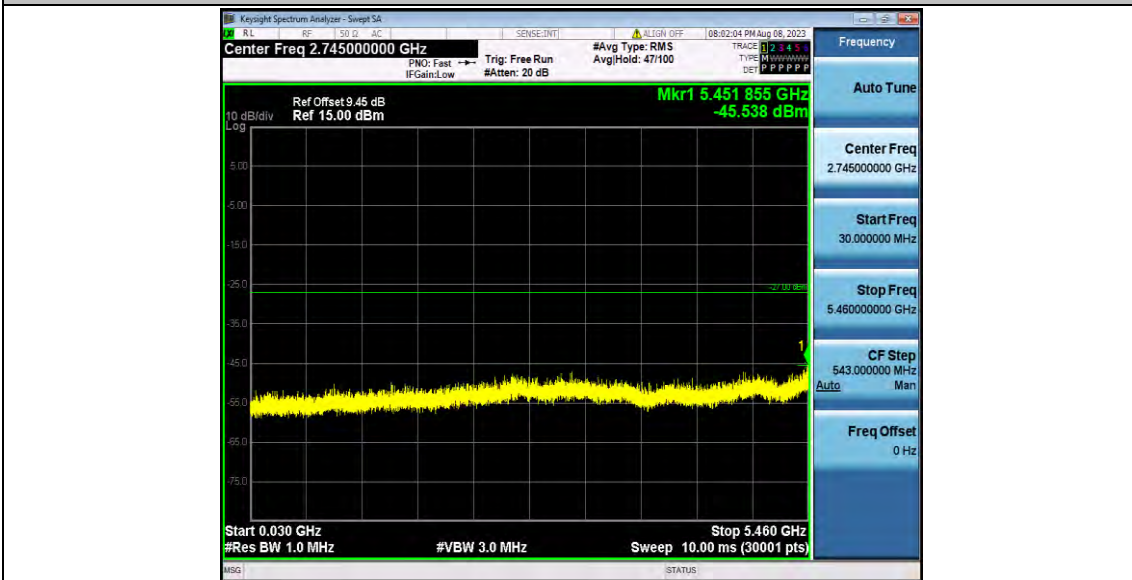
11A\_Ant0\_5700\_30~5460



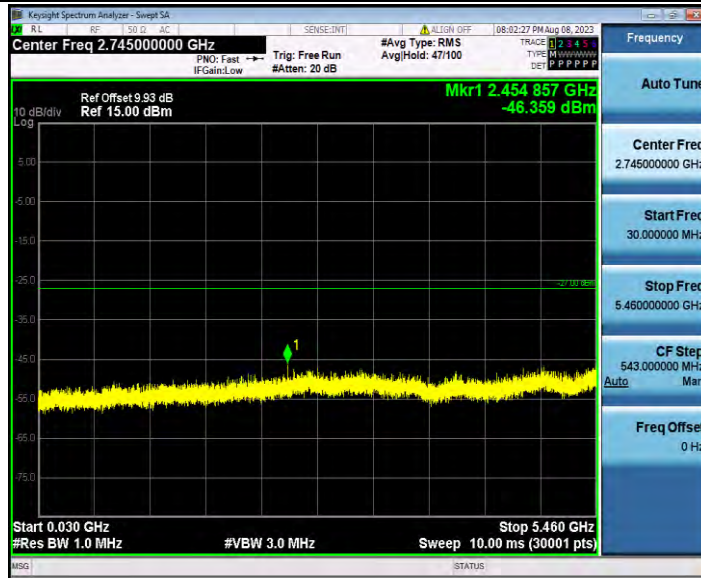
11A\_Ant0\_5700\_5735~40000



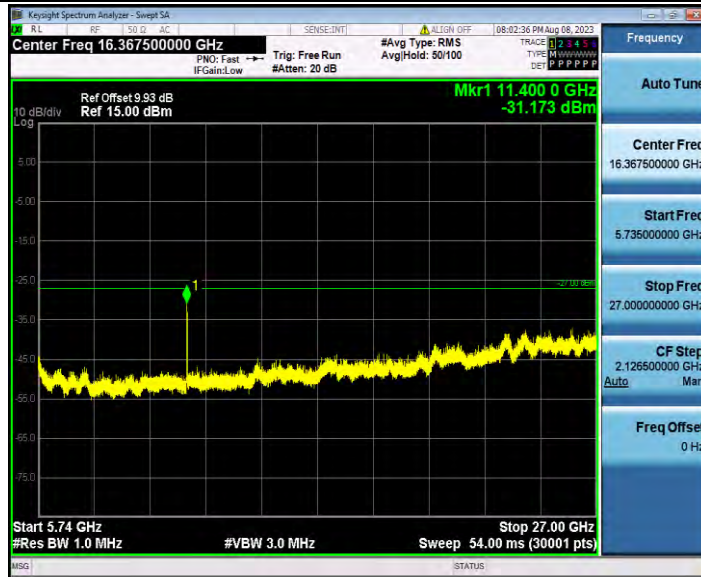
11N20SISO\_Ant0\_5500\_30~5460



11N20SISO\_Ant0\_5600\_5735~40000



11N20SISO\_Ant0\_5700\_30~5460



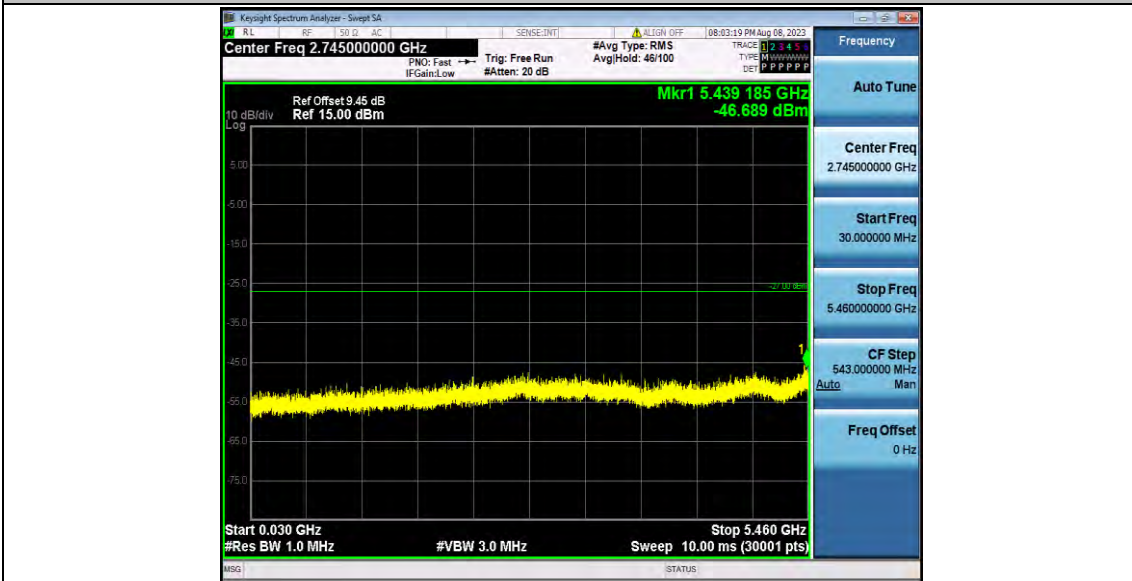
11N20SISO\_Ant0\_5700\_5735~40000



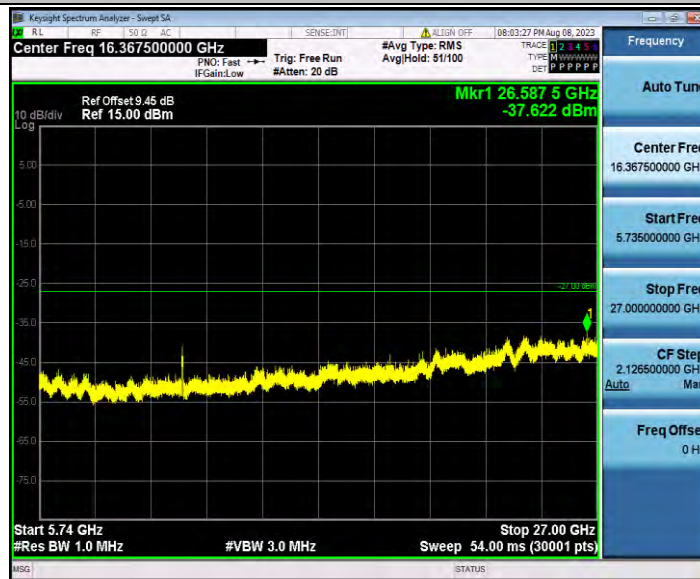
11N40SISO\_Ant0\_5510\_30~5460



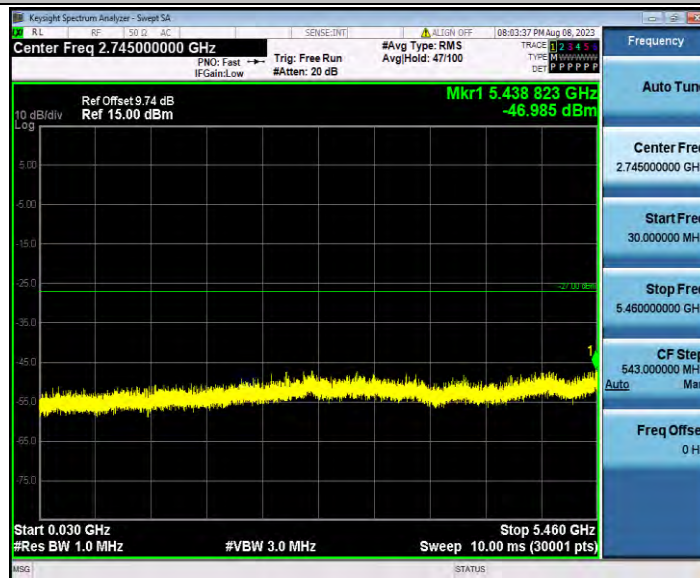
11N40SISO\_Ant0\_5510\_5735~40000



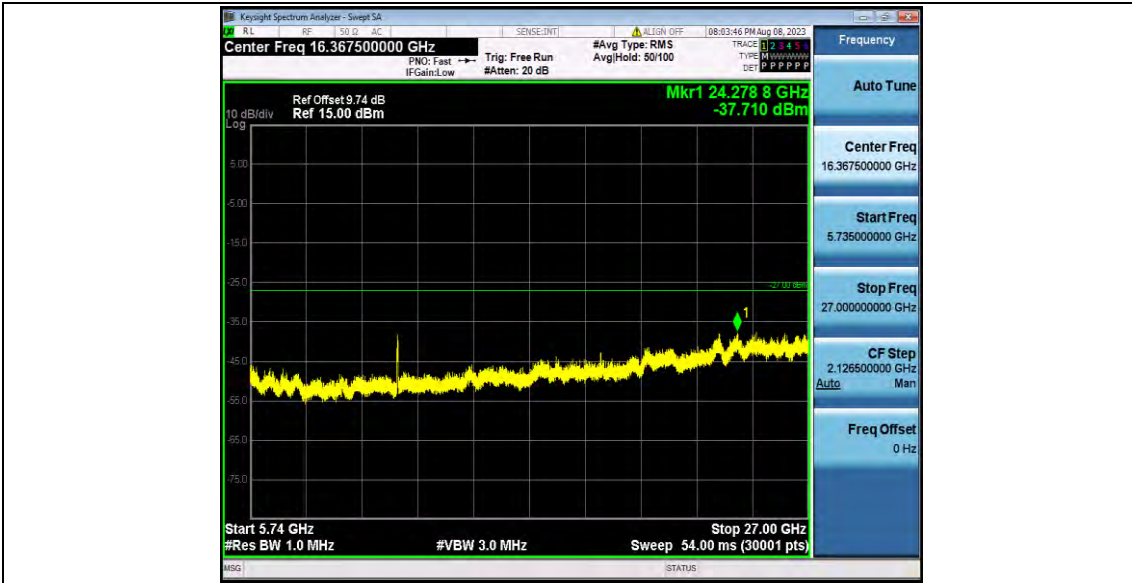
11N40SISO\_Ant0\_5590\_30~5460



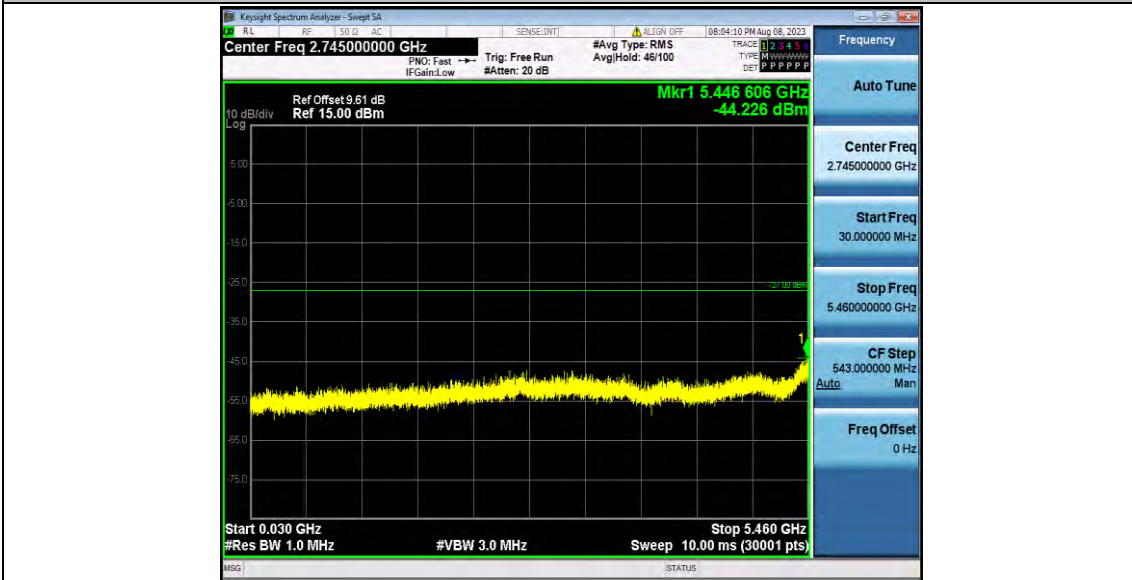
11N40SISO\_Ant0\_5590\_5735~40000



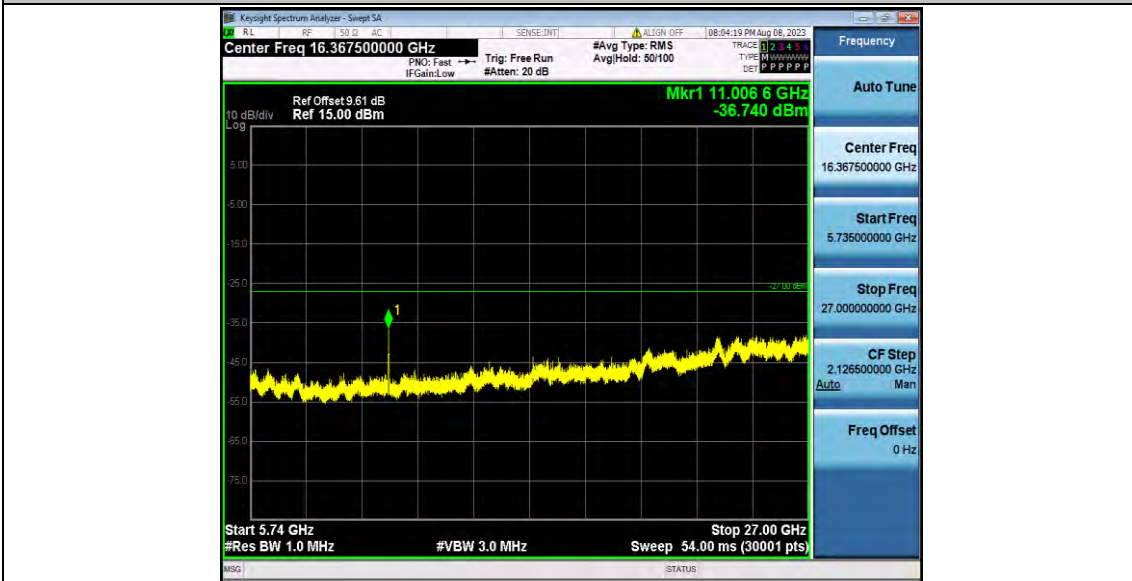
11N40SISO\_Ant0\_5670\_30~5460



11N40SISO\_Ant0\_5670\_5735~40000



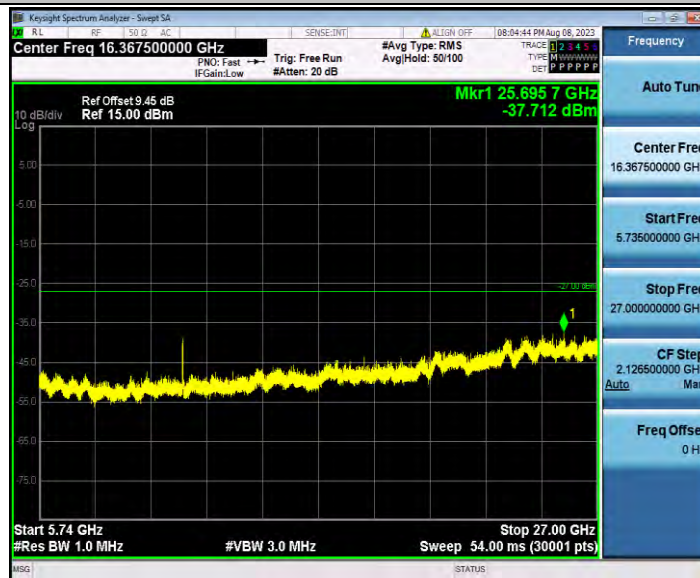
11AC20SISO\_Ant0\_5500\_30~5460



11AC20SISO\_Ant0\_5500\_5735~40000

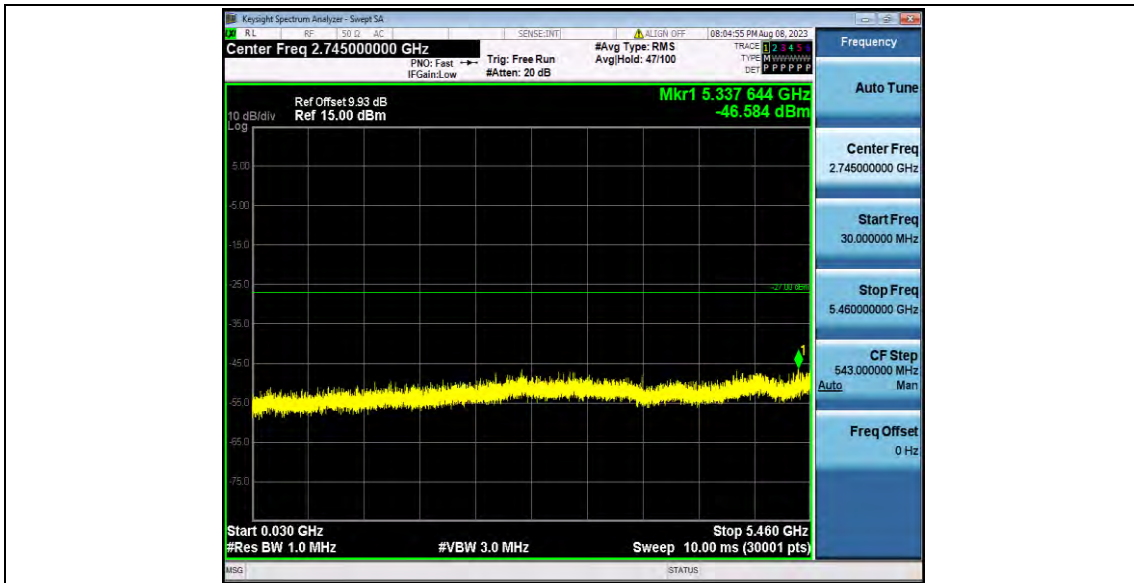


11AC20SISO\_Ant0\_5600\_30~5460

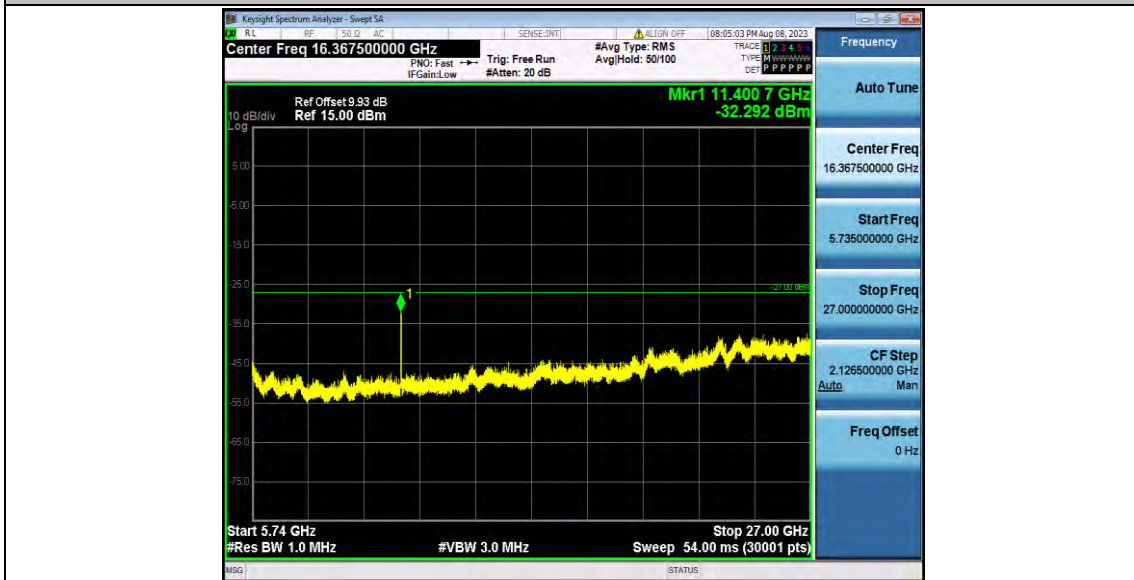


11AC20SISO\_Ant0\_5600\_5735~40000





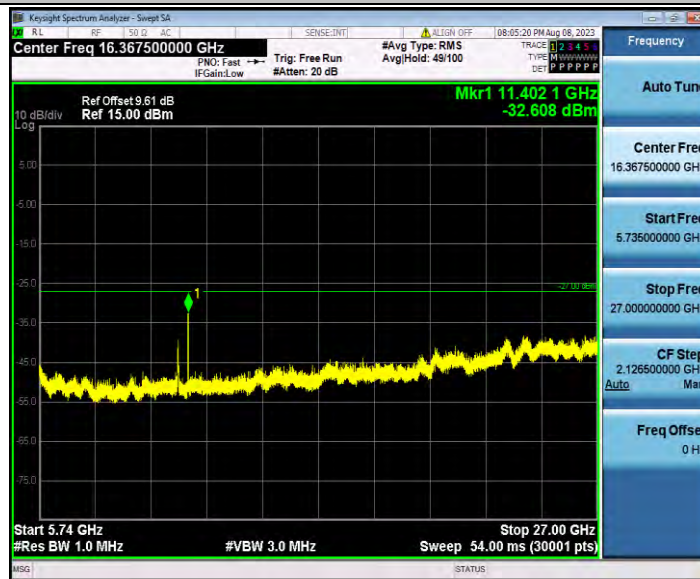
11AC20SISO\_Ant0\_5700\_30~5460



11AC20SISO\_Ant0\_5700\_5735~40000



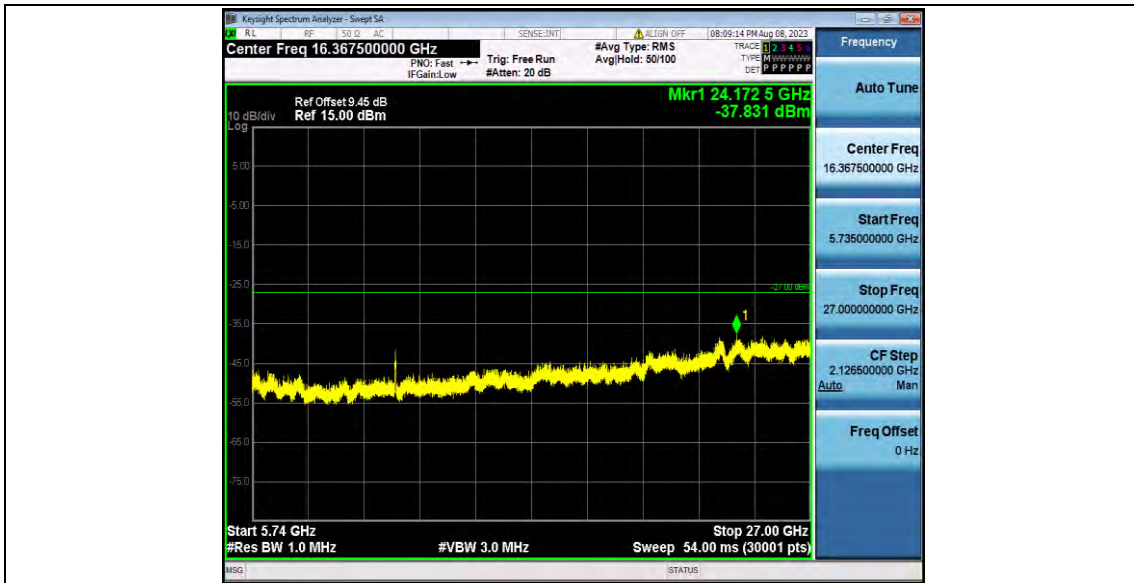
11AC40SISO\_Ant0\_5510\_30~5460



11AC40SISO\_Ant0\_5510\_5735~40000



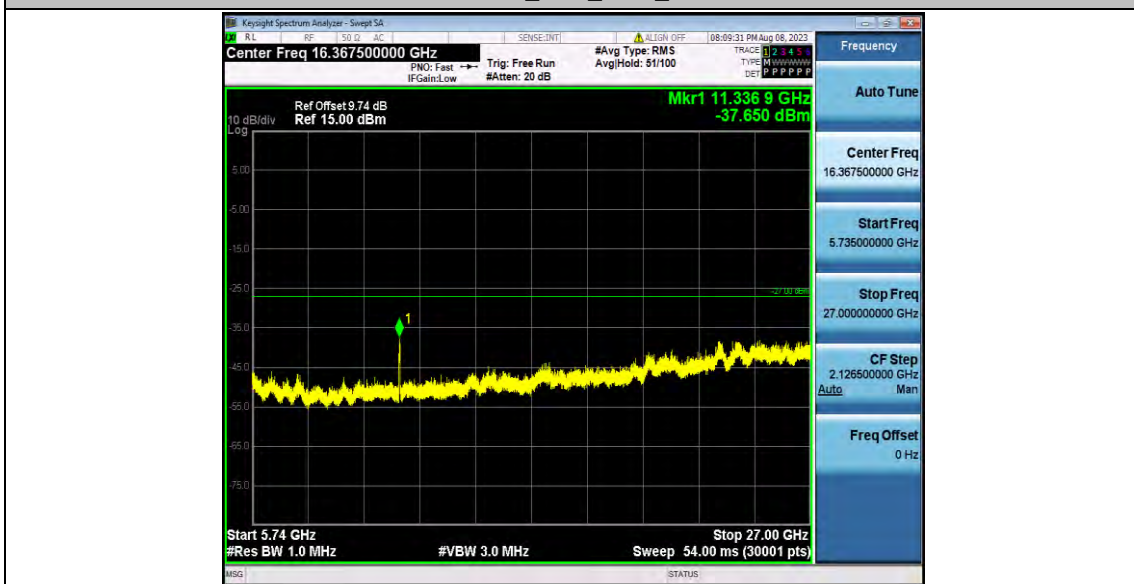
11AC40SISO\_Ant0\_5590\_30~5460



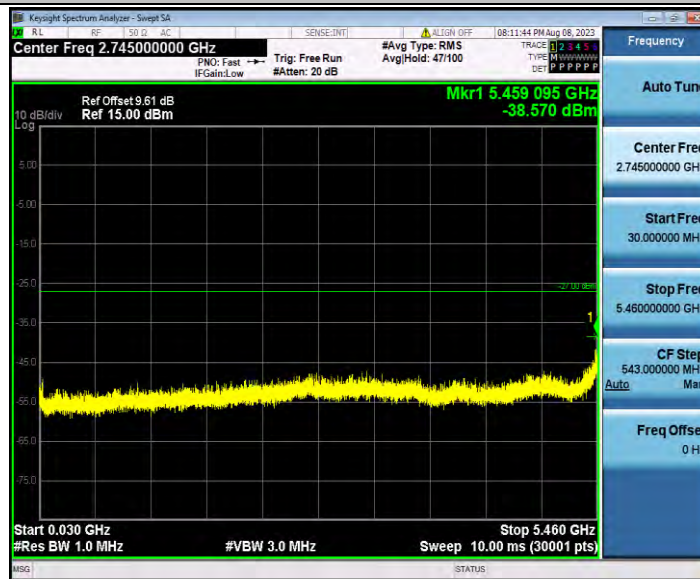
11AC40SISO\_Ant0\_5590\_5735~4000



11AC40SISO\_Ant0\_5670\_30~5460



11AC40SISO\_Ant0\_5670\_5735~40000



11AC80SISO\_Ant0\_5530\_30~5460



11AC80SISO\_Ant0\_5530\_5735~40000



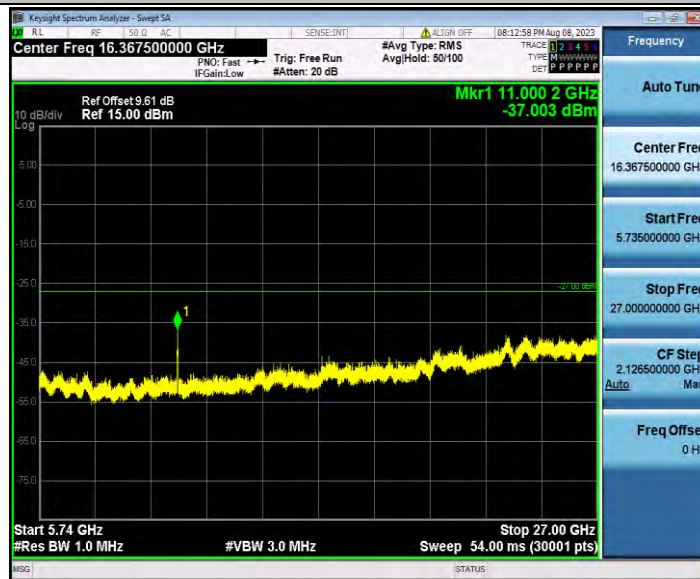
11AC80SISO\_Ant0\_5610\_30~5460



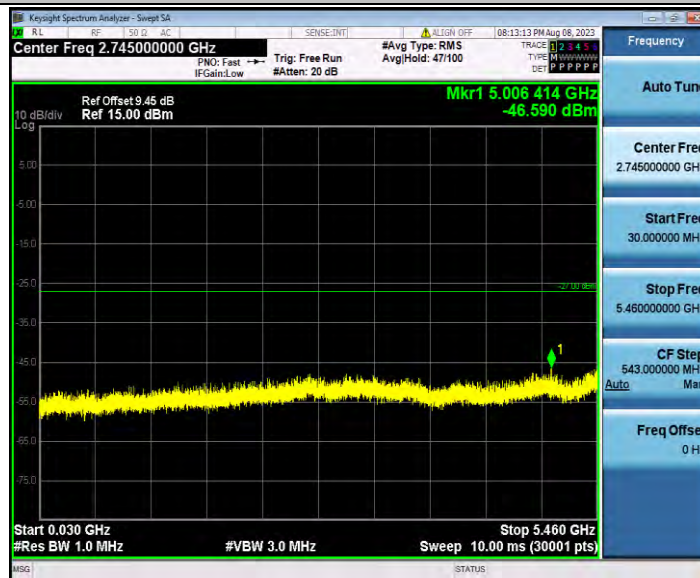
11AC80SISO\_Ant0\_5610\_5735~40000



11AX20SISO\_Ant0\_5500\_30~5460



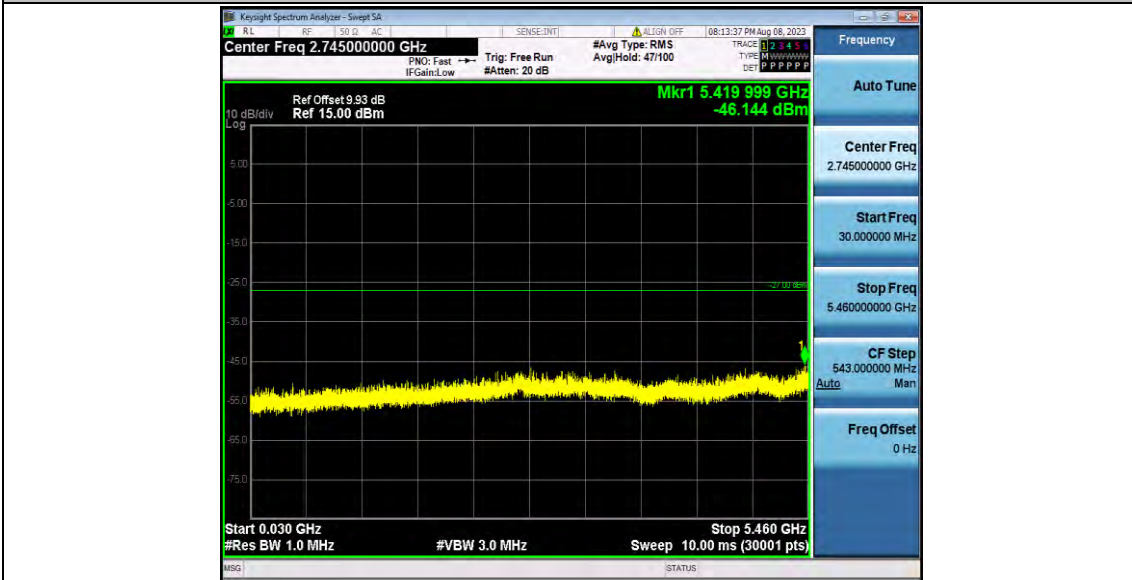
11AX20SISO\_Ant0\_5500\_5735~40000



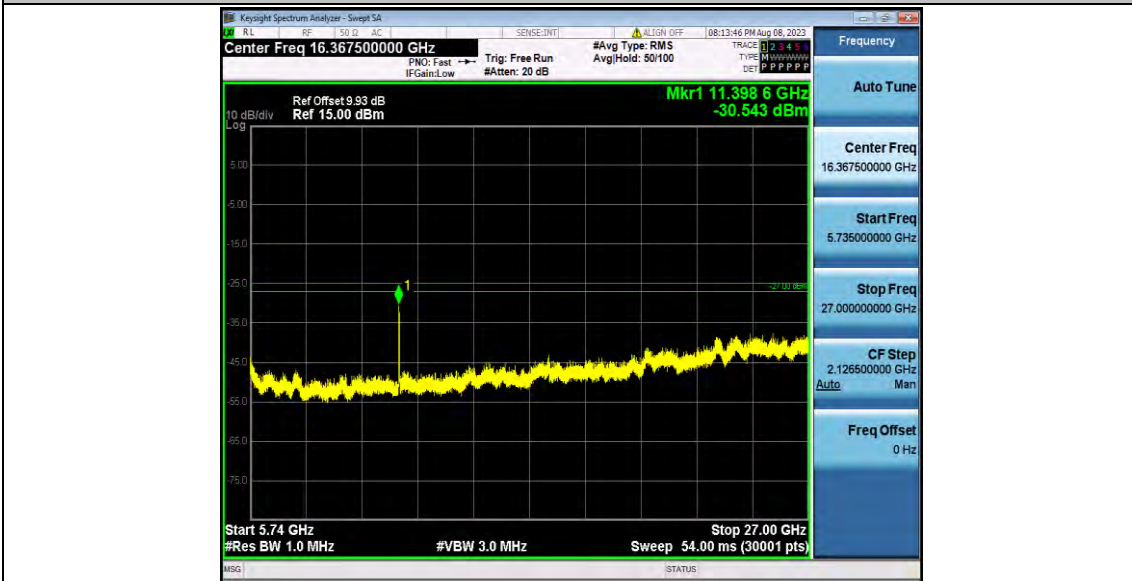
11AX20SISO\_Ant0\_5600\_30~5460



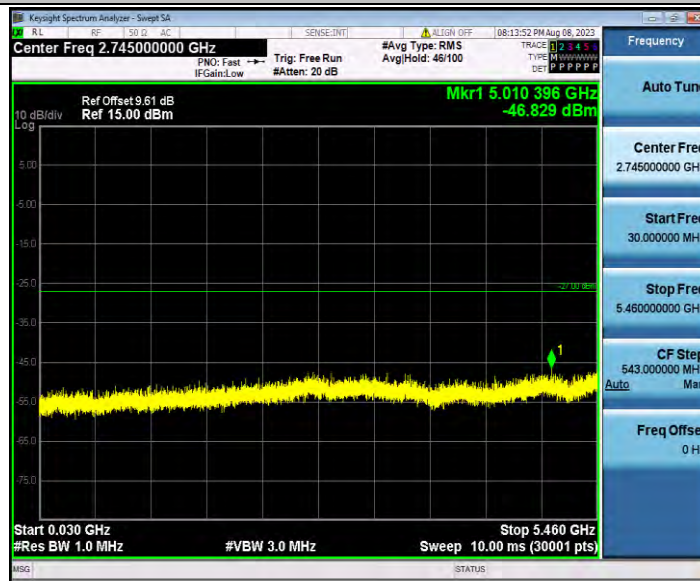
11AX20SISO\_Ant0\_5600\_5735~40000



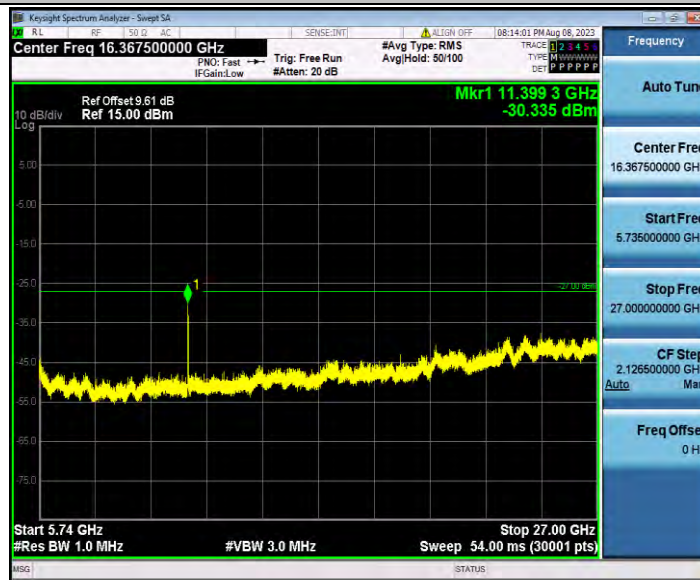
11AX20SISO\_Ant0\_5700\_30~5460



11AX20SISO\_Ant0\_5700\_5735~40000

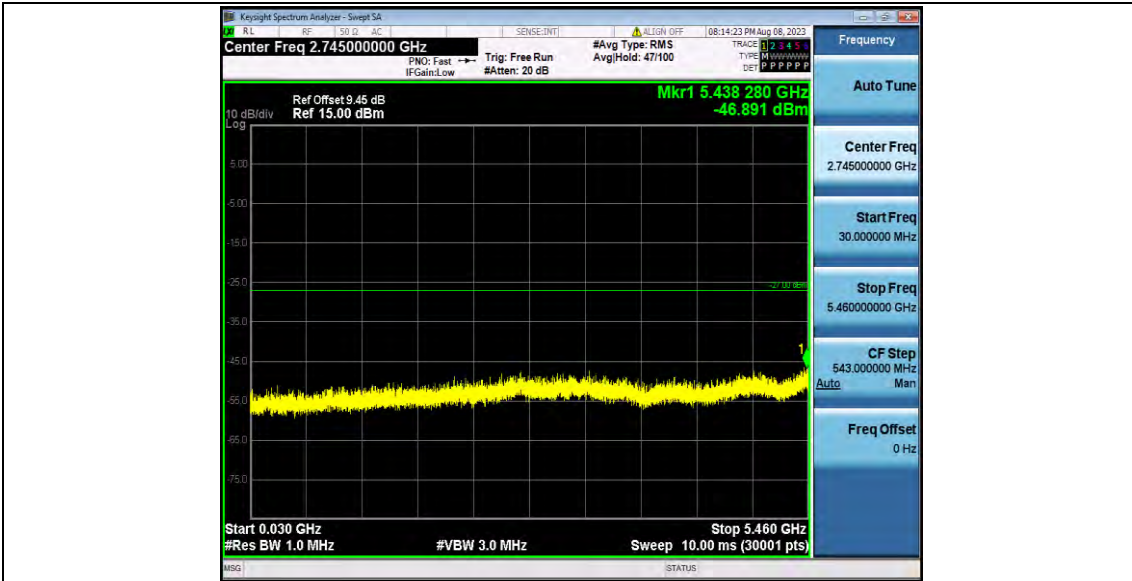


11AX40SISO\_Ant0\_5510\_30~5460



11AX40SISO\_Ant0\_5510\_5735~40000

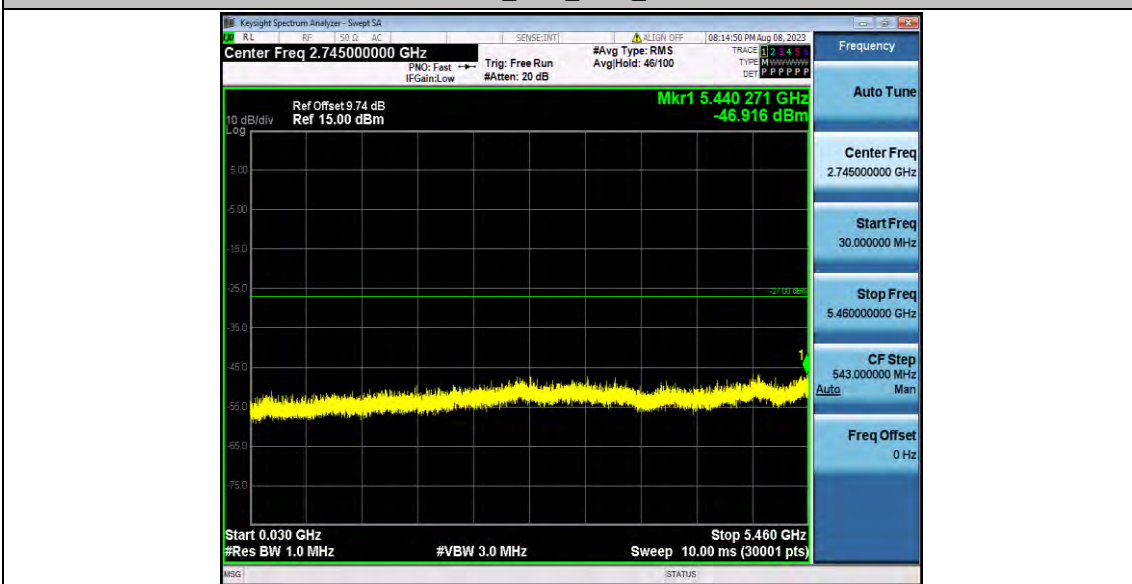




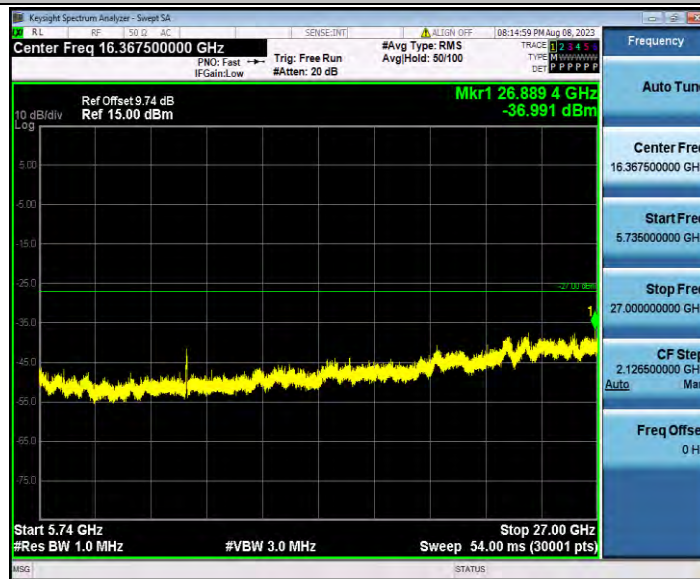
11AX40SISO\_Ant0\_5590\_30~5460



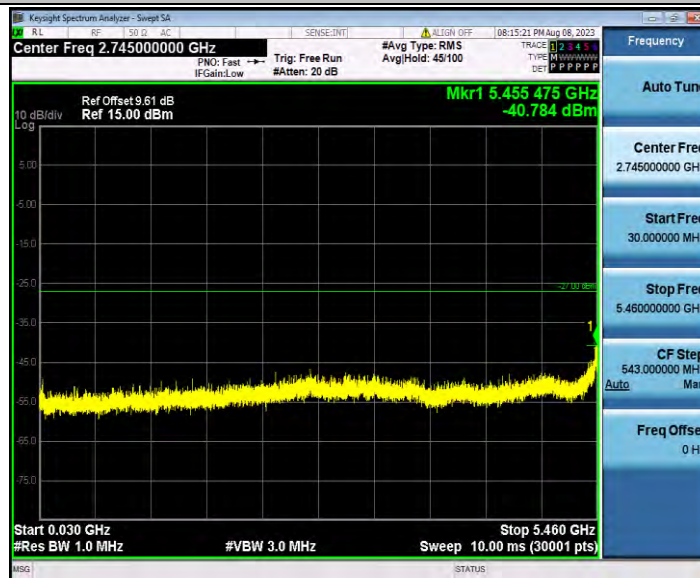
11AX40SISO\_Ant0\_5590\_5735~40000



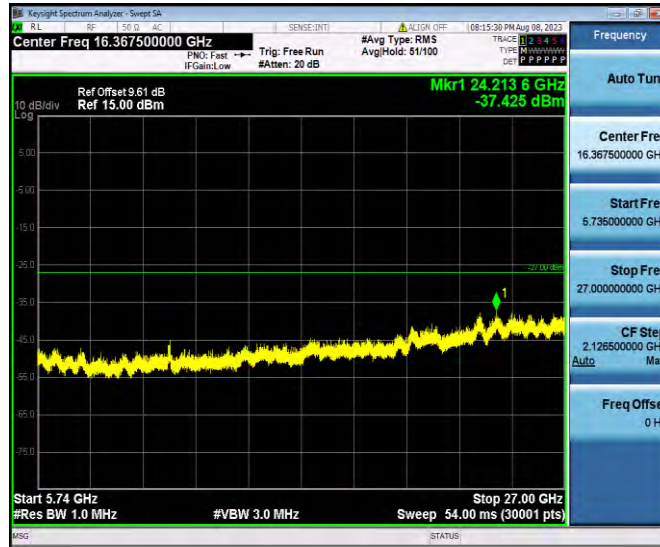
11AX40SISO\_Ant0\_5670\_30~5460



11AX40SISO\_Ant0\_5670\_5735~40000



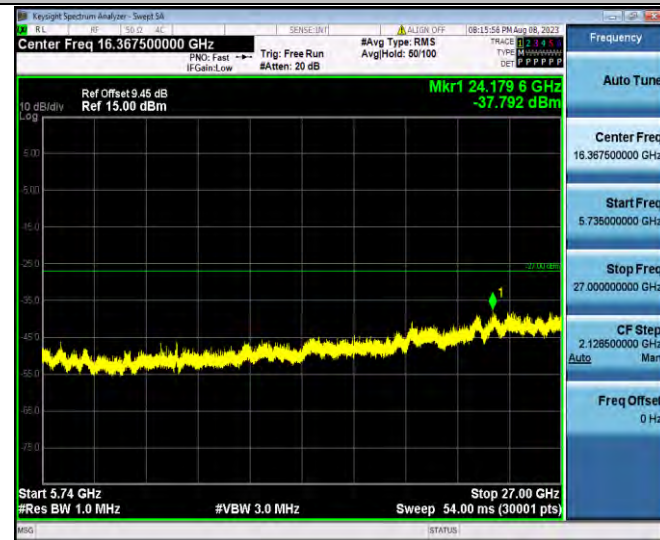
11AX80SISO\_Ant0\_5530\_30~5460



11AX80SISO\_Ant0\_5530\_5735~4000



11AX80SISO\_Ant0\_5610\_30~5460



11AX80SISO\_Ant0\_5610\_5735~4000