

Appendix E.4: Maximum conducted output power

Test Result Channel Power

Test Mode	Antenna	Frequency[MHz]	Channel Power [dBm]	Duty Cycle [%]	DC Factor [dBm]	Result [dBm]	Limit [dBm]	Verdict
11A	Ant0	5260	7.95	80.95	0.92	8.87	≤23.98	PASS
		5280	12.25	85.71	0.67	12.92	≤23.98	PASS
		5320	12.20	80.95	0.92	13.12	≤23.98	PASS
11N20SISO	Ant0	5260	12.57	95.95	0.18	12.75	≤23.98	PASS
		5280	12.26	94.67	0.24	12.50	≤23.98	PASS
		5320	12.21	94.59	0.24	12.45	≤23.98	PASS
11N40SISO	Ant0	5270	7.57	69.38	1.59	9.16	≤23.98	PASS
		5310	7.47	69.52	1.58	9.05	≤23.98	PASS
11AC20SISO	Ant0	5260	10.82	83.33	0.79	11.61	≤23.98	PASS
		5280	10.03	77.78	1.09	11.12	≤23.98	PASS
		5320	10.12	83.33	0.79	10.91	≤23.98	PASS
11AC40SISO	Ant0	5270	10.01	58.97	2.29	12.30	≤23.98	PASS
		5310	9.40	59.10	2.28	11.68	≤23.98	PASS
11AC80SISO	Ant0	5290	6.15	42.92	3.67	9.82	≤23.98	PASS
11AX20SISO	Ant0	5260	12.61	68.75	1.63	14.24	≤23.98	PASS
		5280	12.17	70.59	1.51	13.68	≤23.98	PASS
		5320	12.35	70.59	1.51	13.86	≤23.98	PASS
11AX40SISO	Ant0	5270	10.96	56.80	2.46	13.42	≤23.98	PASS
		5310	11.19	56.92	2.45	13.64	≤23.98	PASS
11AX80SISO	Ant0	5290	9.21	50.30	2.98	12.19	≤23.98	PASS

Note: The Duty Cycle Factor is compensated in the graph.

Appendix E.5: Maximum power spectral density

Test Result

Test Mode	Antenna	Frequency[MHz]	Result [dBm/MHz]	Limit[dBm/MHz]	Verdict
11A	Ant0	5260	2.89	≤11.00	PASS
		5280	2.29	≤11.00	PASS
		5320	2.47	≤11.00	PASS
11N20SISO	Ant0	5260	4.84	≤11.00	PASS
		5280	4.59	≤11.00	PASS
		5320	4.61	≤11.00	PASS
11N40SISO	Ant0	5270	-3.61	≤11.00	PASS
		5310	-3.7	≤11.00	PASS
11AC20SISO	Ant0	5260	-0.16	≤11.00	PASS
		5280	-0.6	≤11.00	PASS
		5320	-0.68	≤11.00	PASS
11AC40SISO	Ant0	5270	-1.65	≤11.00	PASS
		5310	-2.05	≤11.00	PASS
11AC80SISO	Ant0	5290	-6.86	≤11.00	PASS
11AX20SISO	Ant0	5260	2.46	≤11.00	PASS
		5280	1.8	≤11.00	PASS
		5320	2.11	≤11.00	PASS
11AX40SISO	Ant0	5270	-0.83	≤11.00	PASS
		5310	-0.65	≤11.00	PASS
11AX80SISO	Ant0	5290	-5.02	≤11.00	PASS

Note: 1.The Result and Limit Unit is dBm/500 kHz in the band 5.725–5.85 GHz.
2.The Duty Cycle Factor and RBW Factor is compensated in the graph.

Test Graphs



11A_Ant0_5260



11A_Ant0_5280



11A_Ant0_5320



11N20SISO_Ant0_5260



11N20SISO_Ant0_5280



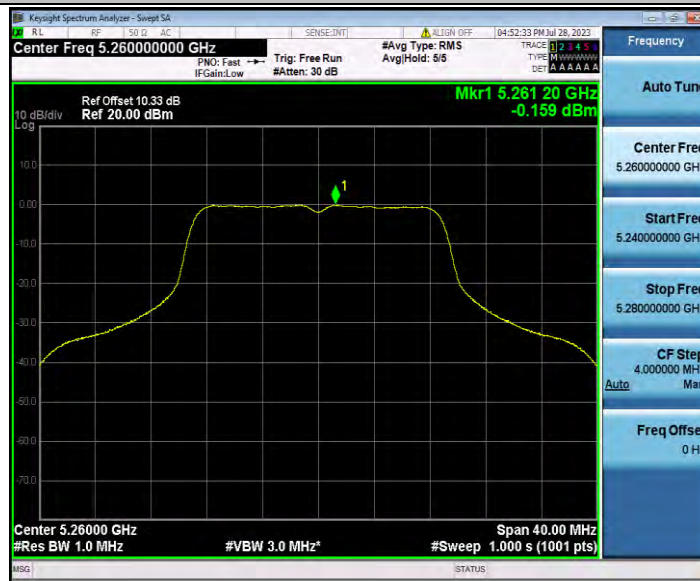
11N20SISO_Ant0_5320



11N40SISO_Ant0_5270



11N40SISO_Ant0_5310



11AC20SISO_Ant0_5260



11AC20SISO_Ant0_5280



11AC20SISO_Ant0_5320



11AC40SISO_Ant0_5270



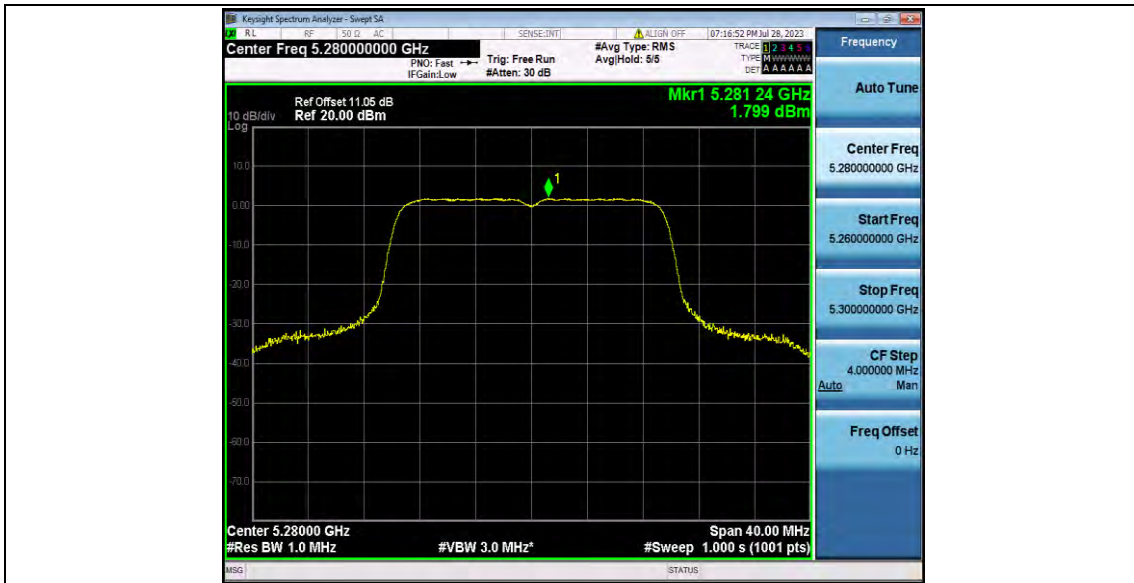
11AC40SISO_Ant0_5310



11AC80SISO_Ant0_5290



11AX20SISO_Ant0_5260



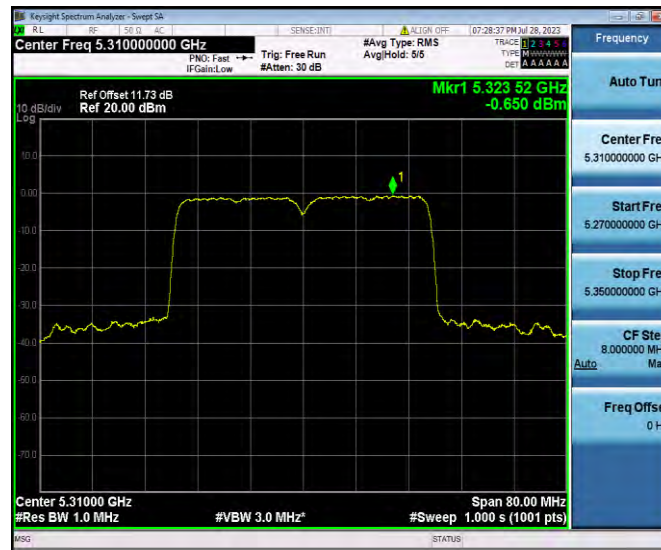
11AX20SISO_Ant0_5280



11AX20SISO_Ant0_5320



11AX40SISO_Ant0_5270



11AX40SISO_Ant0_5310



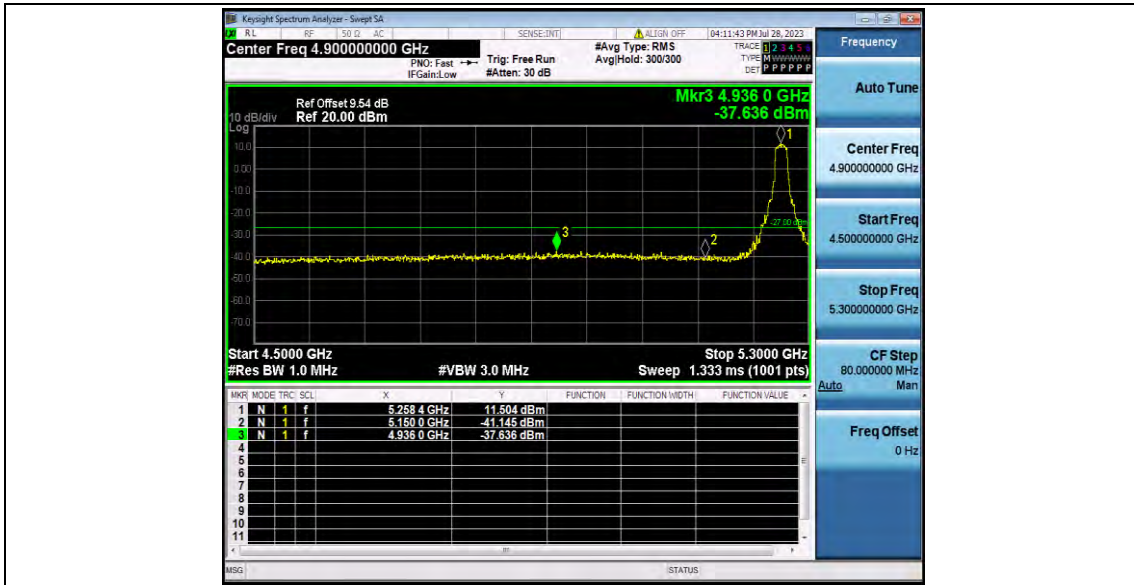
11AX80SISO_Ant0_5290

Appendix E.6: Band edge measurements

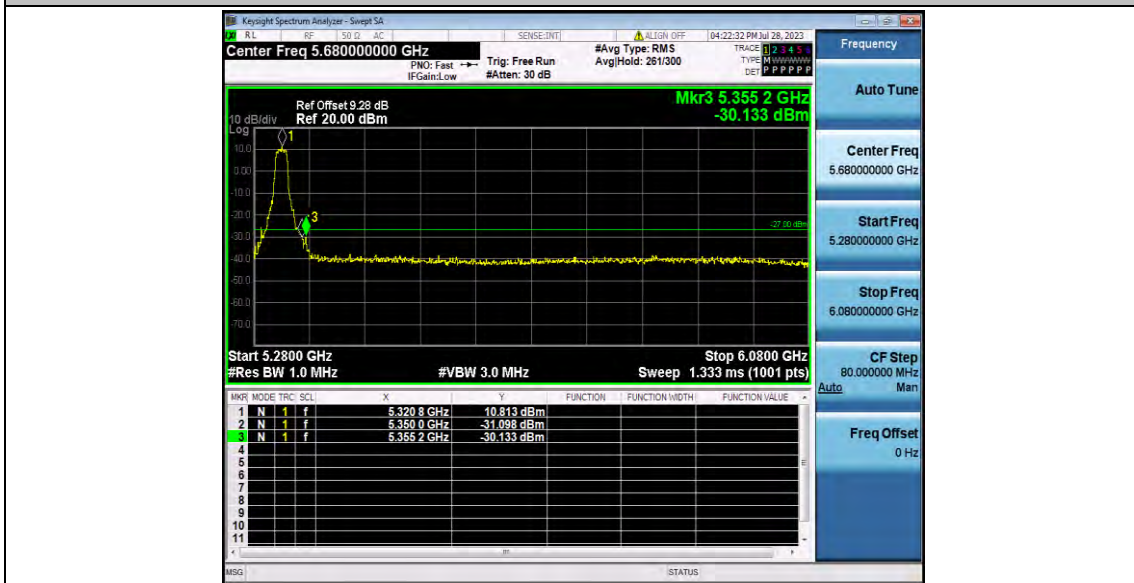
Test Result B2

Test Mode	Antenna	ChName	Frequency[MHz]	Result[dBm]	Limit[dBm]	Verdict
11A	Ant0	Low	5260	-37.64	≤-27	PASS
		High	5320	-30.13	≤-27	PASS
11N20SISO	Ant0	Low	5260	-37.79	≤-27	PASS
		High	5320	-28.03	≤-27	PASS
11N40SISO	Ant0	Low	5270	-37.4	≤-27	PASS
		High	5310	-37.95	≤-27	PASS
11AC20SISO	Ant0	Low	5260	-37.76	≤-27	PASS
		High	5320	-34.89	≤-27	PASS
11AC40SISO	Ant0	Low	5270	-37.56	≤-27	PASS
		High	5310	-37.21	≤-27	PASS
11AC80SISO	Ant0	Low	5290	-37.9	≤-27	PASS
		High	5290	-32.99	≤-27	PASS
11AX20SISO	Ant0	Low	5260	-36.91	≤-27	PASS
		High	5320	-29.31	≤-27	PASS
11AX40SISO	Ant0	Low	5270	-37.69	≤-27	PASS
		High	5310	-37.86	≤-27	PASS
11AX80SISO	Ant0	Low	5290	-38.12	≤-27	PASS
		High	5290	-38.29	≤-27	PASS

Test Graphs B2



11A_Ant0_Low_5260



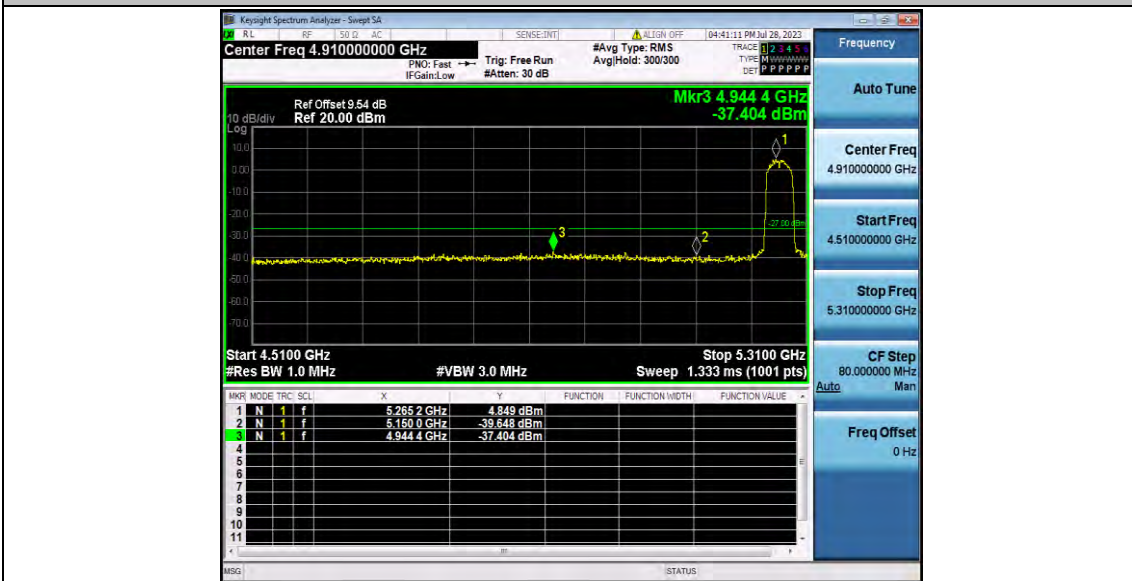
11A_Ant0_High_5320



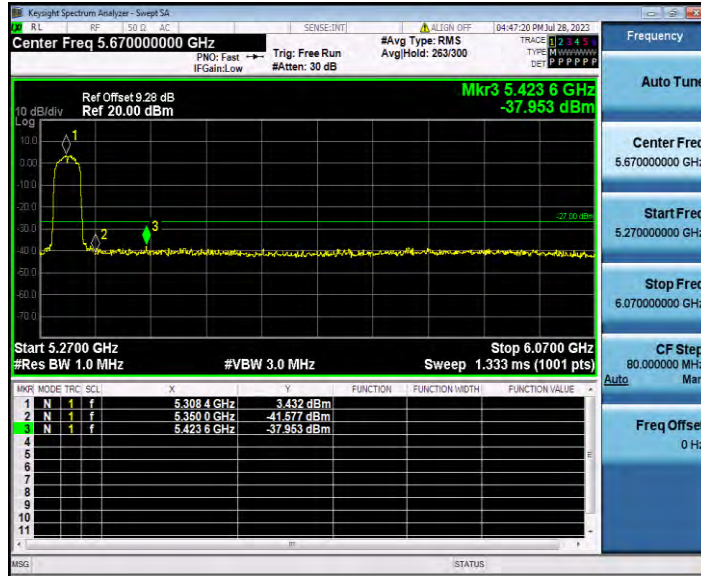
11N20SISO_Ant0_Low_5260



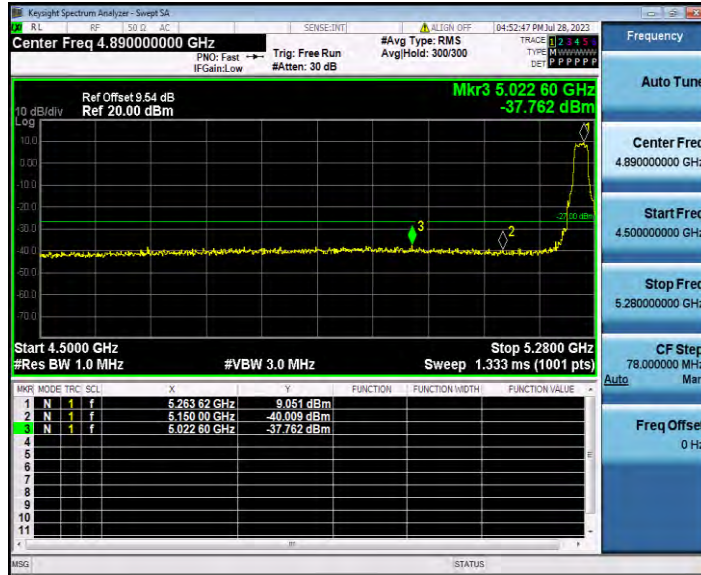
11N20SISO_Ant0_High_5320



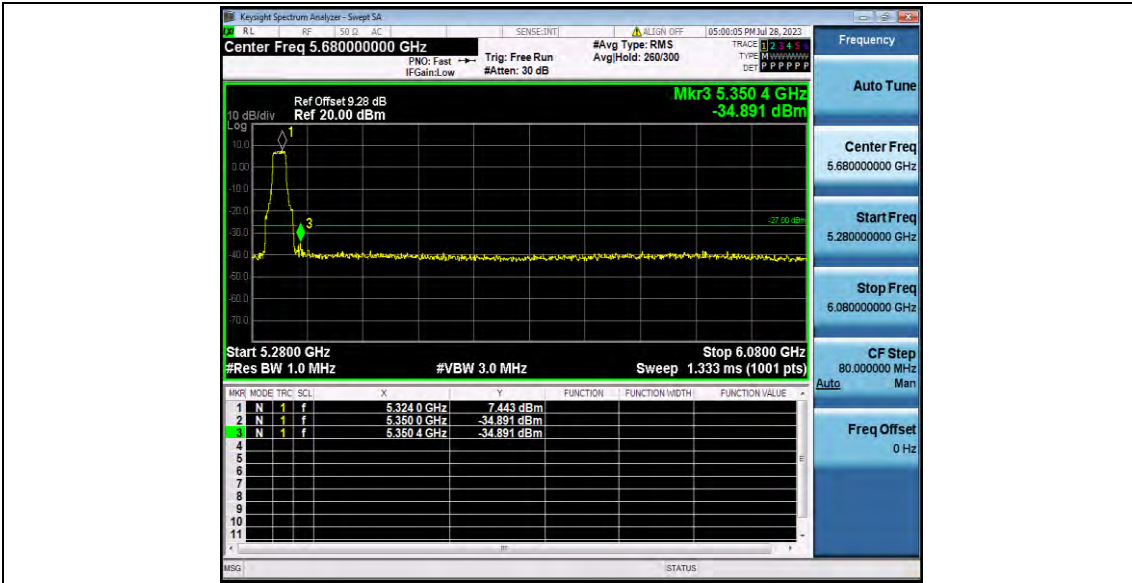
11N40SISO_Ant0_Low_5270



11N40SISO_Ant0_High_5310



11AC20SISO_Ant0_Low_5260



11AC20SISO_Ant0_High_5320



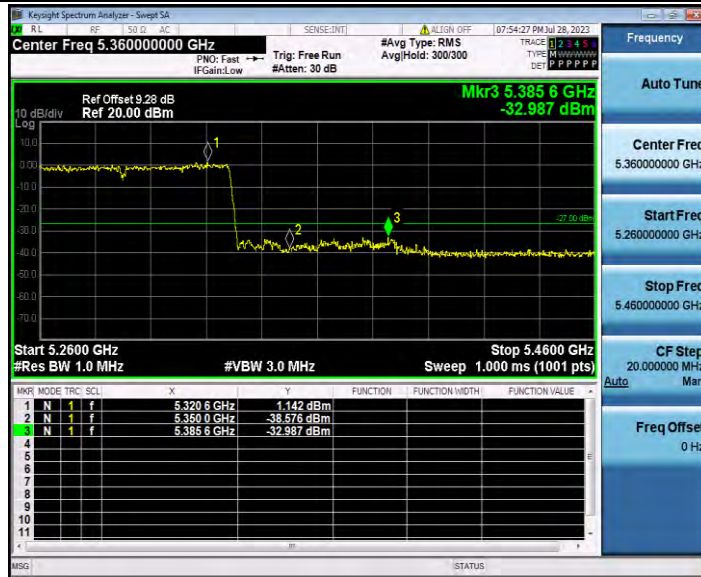
11AC40SISO_Ant0_Low_5270



11AC40SISO_Ant0_High_5310



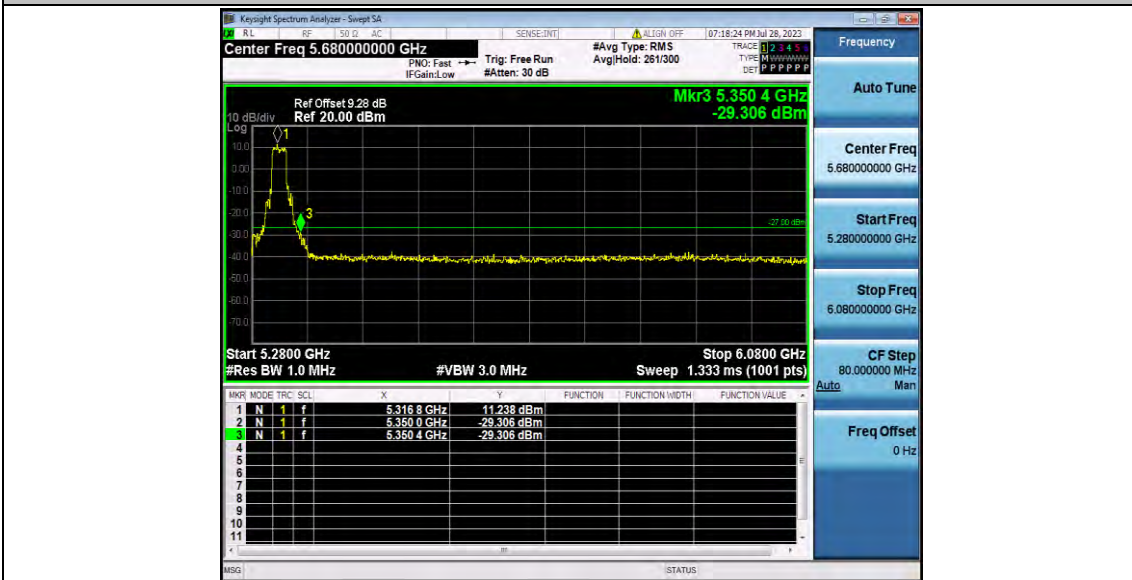
11AC80SISO_Ant0_Low_5290



11AC80SISO_Ant0_High_5290



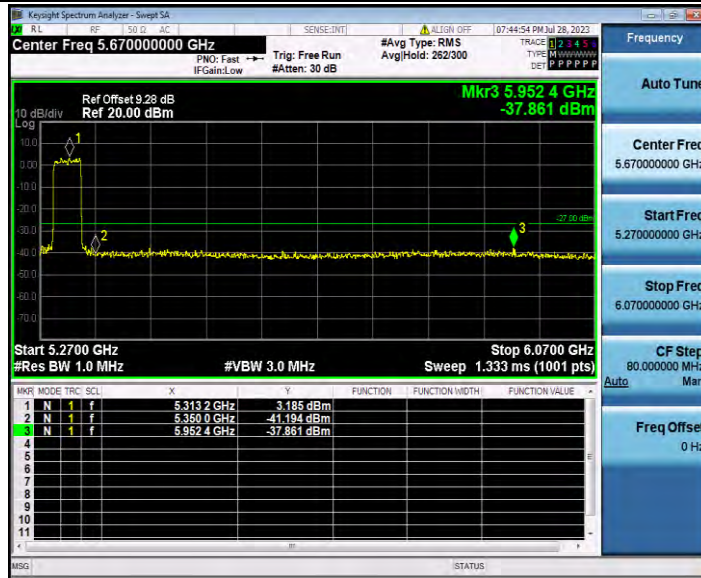
11AX20SISO_Ant0_Low_5260



11AX20SISO_Ant0_High_5320



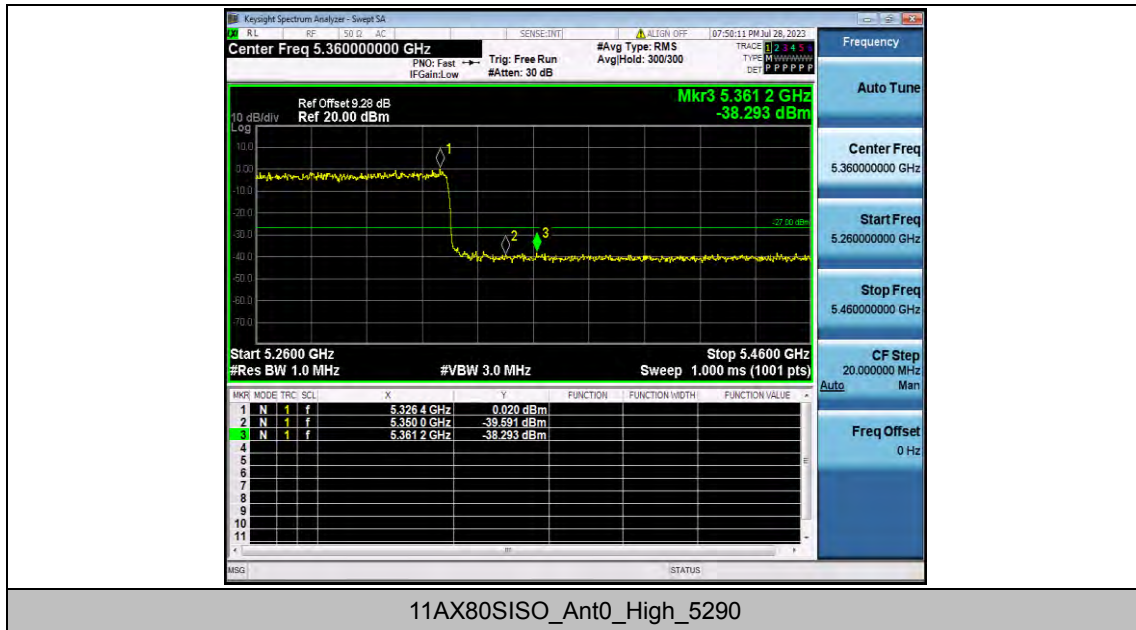
11AX40SISO_Ant0_Low_5270



11AX40SISO_Ant0_High_5310



11AX80SISO_Ant0_Low_5290



11AX80SISO_Ant0_High_5290

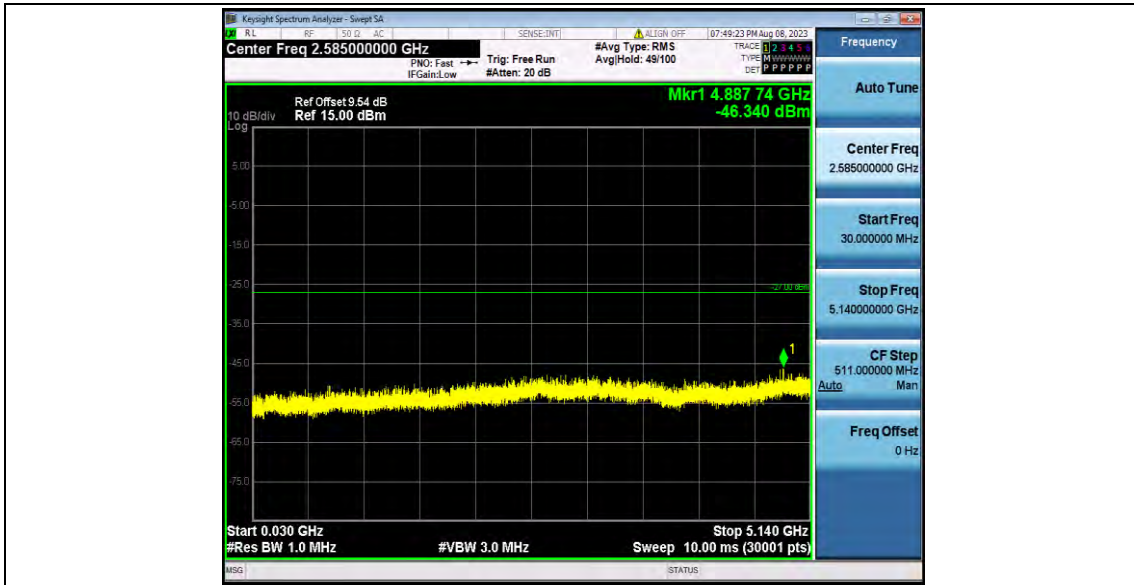
Appendix E.7: Conducted Spurious Emission

Test Result

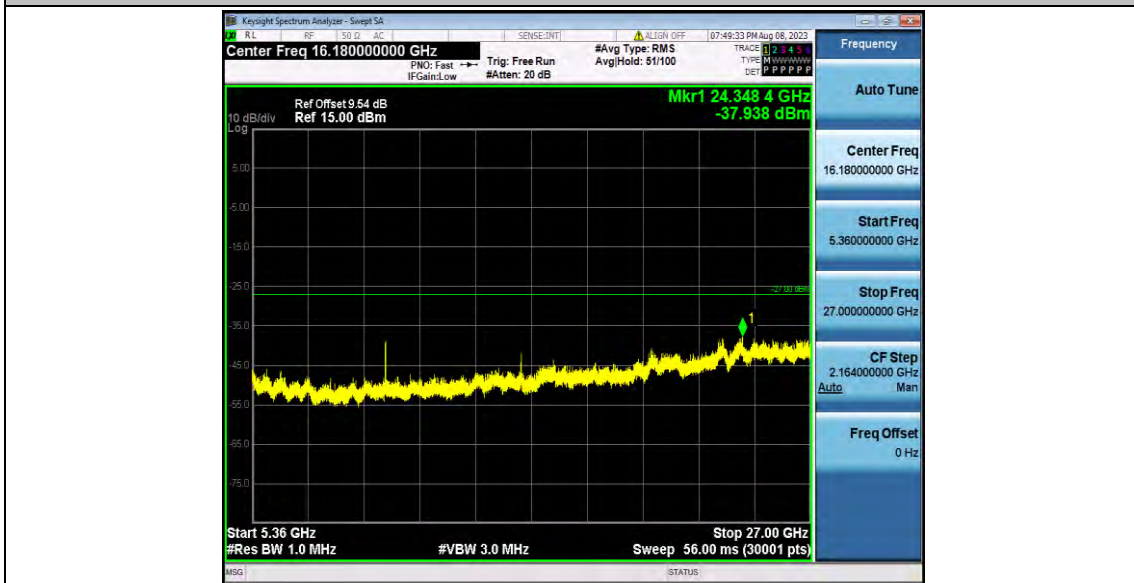
Test Mode	Antenna	Frequency[MHz]	FreqRange [MHz]	Max. Fre [MHz]	Max. Level [dBm]	Limit [dBm]	Verdict
11A	Ant0	5260	30~5140	4887.74	-46.34	≤-27	PASS
			5360~40000	24348.38	-37.94	≤-27	PASS
		5280	30~5140	4992.66	-47.26	≤-27	PASS
			5360~40000	10560.09	-36.63	≤-27	PASS
		5320	30~5140	4941.9	-47.86	≤-27	PASS
			5360~40000	10644.49	-35.75	≤-27	PASS
11N20SISO	Ant0	5260	30~5140	4911.75	-46.82	≤-27	PASS
			5360~40000	10516.81	-36.24	≤-27	PASS
		5280	30~5140	5124.16	-45.53	≤-27	PASS
			5360~40000	10403.56	-37.27	≤-27	PASS
		5320	30~5140	2717.52	-46.89	≤-27	PASS
			5360~40000	10637.27	-32.65	≤-27	PASS
11N40SISO	Ant0	5270	30~5140	4872.75	-46.87	≤-27	PASS
			5360~40000	10539.89	-36.01	≤-27	PASS
		5310	30~5140	4877.69	-46.84	≤-27	PASS
			5360~40000	10613.47	-34.14	≤-27	PASS
11AC20SISO	Ant0	5260	30~5140	4970.52	-46.91	≤-27	PASS
			5360~40000	26674.68	-37.78	≤-27	PASS
		5280	30~5140	4864.57	-46.6	≤-27	PASS
			5360~40000	24370.02	-38.23	≤-27	PASS
		5320	30~5140	60.15	-46.22	≤-27	PASS
			5360~40000	5365.05	-34.38	≤-27	PASS
11AC40SISO	Ant0	5270	30~5140	2509.54	-47.44	≤-27	PASS
			5360~40000	5372.26	-36.92	≤-27	PASS
		5310	30~5140	5010.21	-46.71	≤-27	PASS
			5360~40000	5365.77	-34.08	≤-27	PASS
11AC80SISO	Ant0	5290	30~5140	4921.8	-47.3	≤-27	PASS
			5360~40000	5362.16	-35.47	≤-27	PASS
11AX20SISO	Ant0	5260	30~5140	3074.37	-46.71	≤-27	PASS
			5360~40000	10521.14	-36.84	≤-27	PASS
		5280	30~5140	4975.63	-47.1	≤-27	PASS
			5360~40000	10558.65	-33.85	≤-27	PASS
		5320	30~5140	4870.36	-47.66	≤-27	PASS
			5360~40000	10638.72	-32.26	≤-27	PASS
11AX40SISO	Ant0	5270	30~5140	4938.16	-47	≤-27	PASS
			5360~40000	24358.48	-37.71	≤-27	PASS

		5310	30~5140	4941.56	-47.6	≤ -27	PASS
			5360~40000	24867.74	-38.52	≤ -27	PASS
11AX80SISO	Ant0	5290	30~5140	60.15	-46.16	≤ -27	PASS
			5360~40000	5383.8	-37.14	≤ -27	PASS

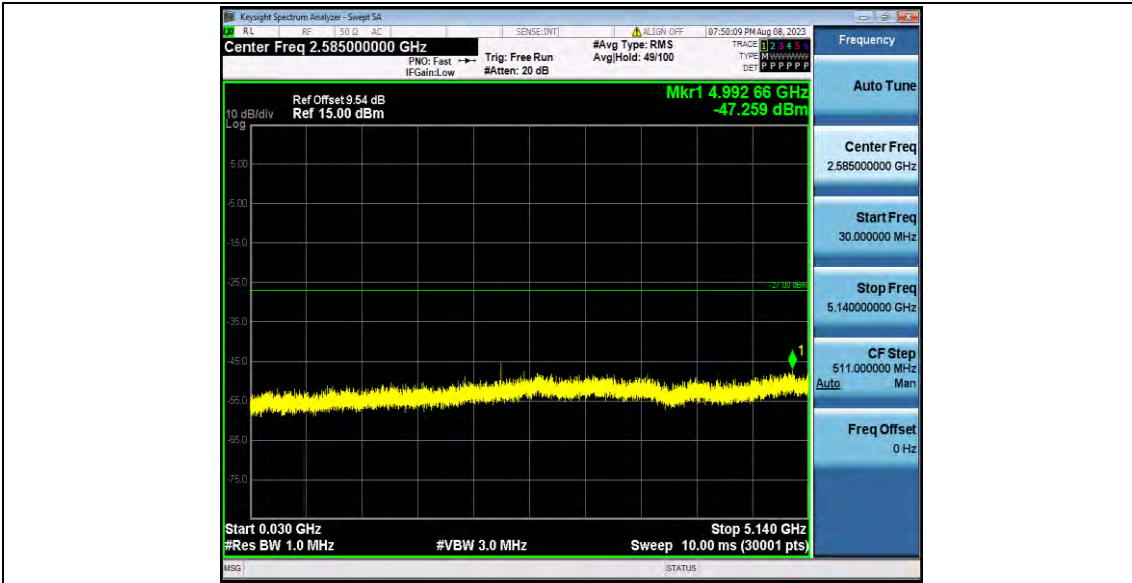
Test Graphs



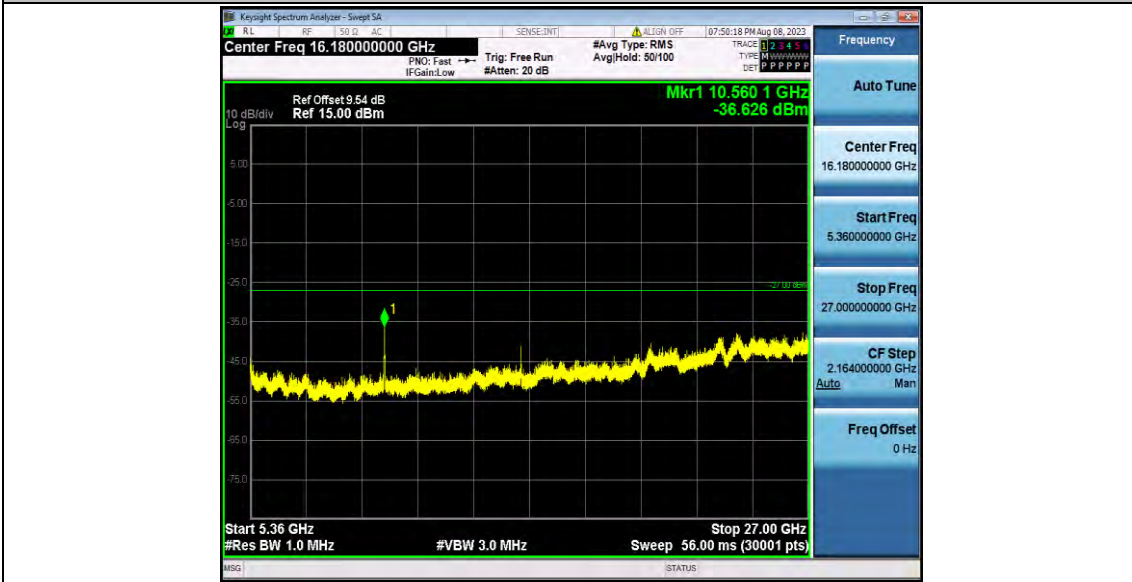
11A_Ant0_5260_30~5140



11A_Ant0_5260_5360~40000



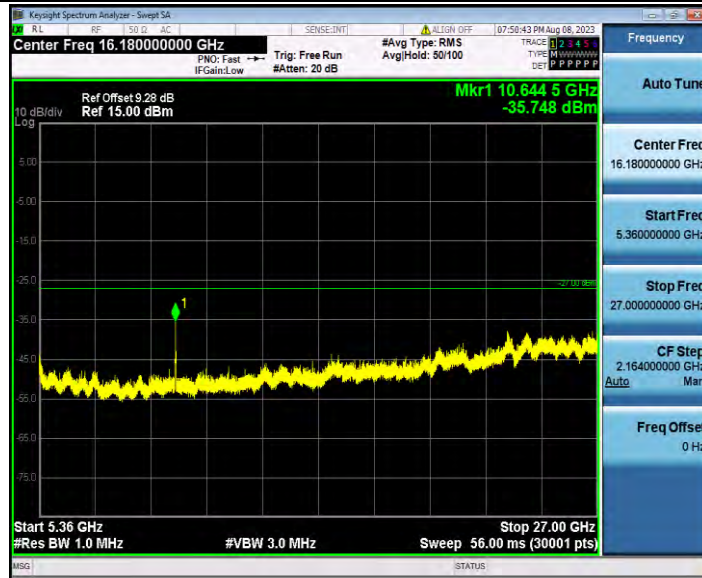
11A_Ant0_5280_30~5140



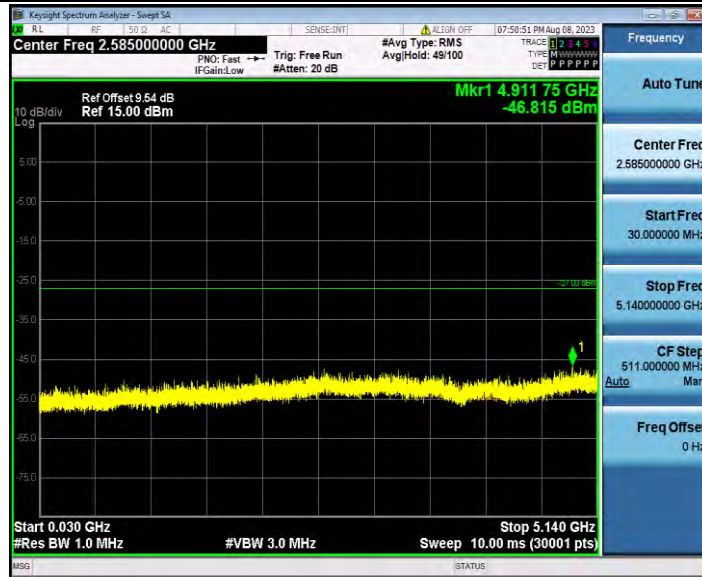
11A_Ant0_5280_5360~40000



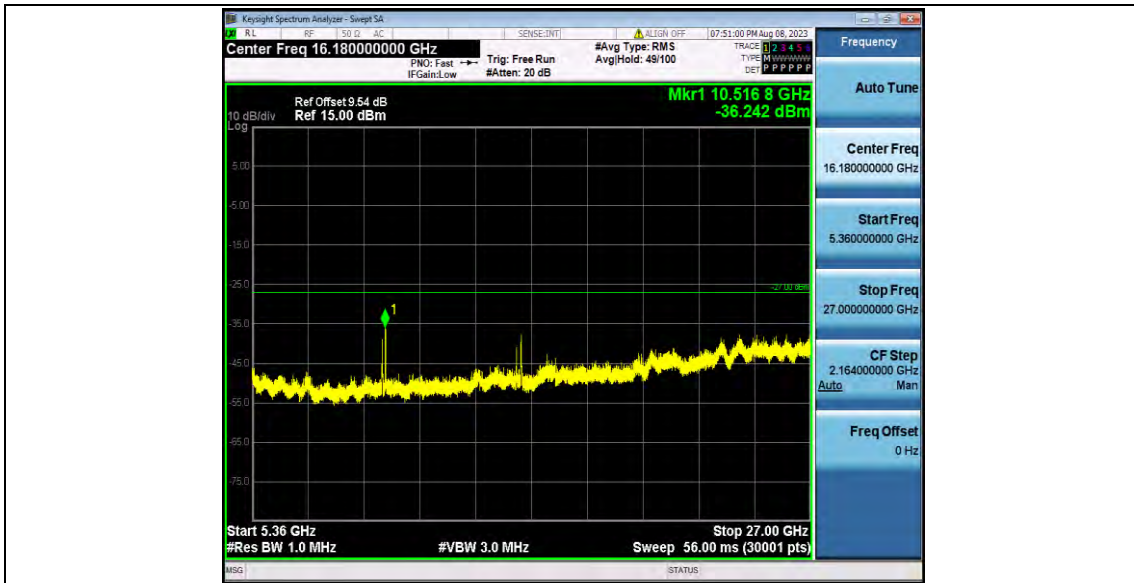
11A_Ant0_5320_30~5140



11A_Ant0_5320_5360~40000



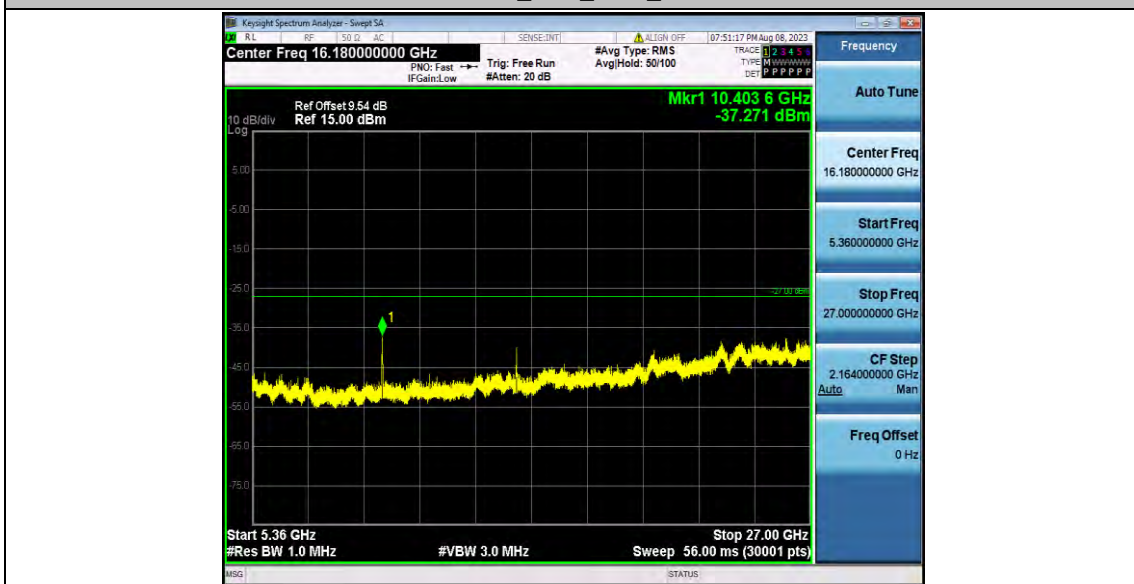
11N20SISO_Ant0_5260_30~5140



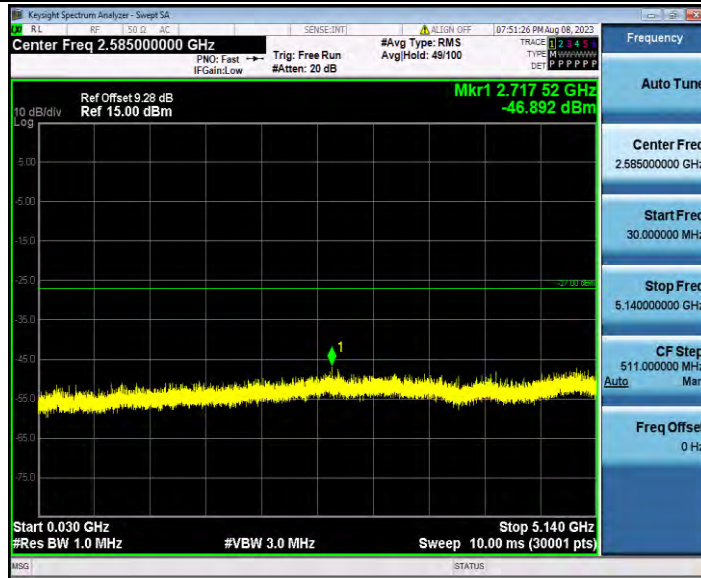
11N20SISO_Ant0_5260_5360~40000



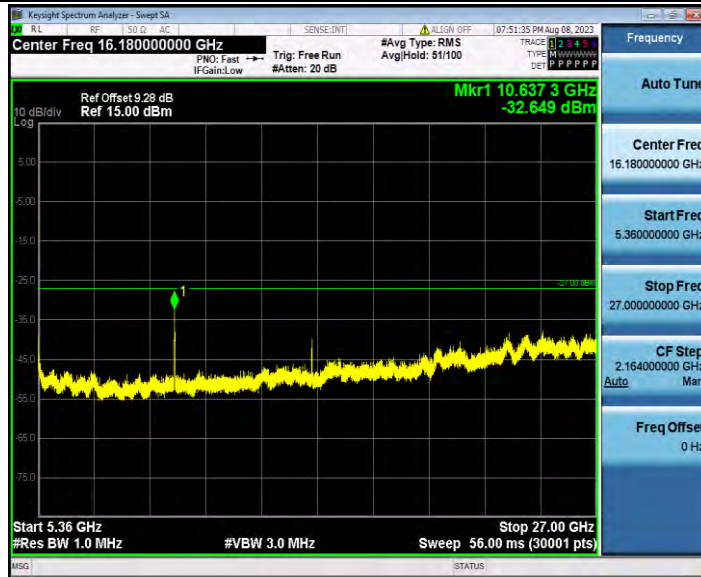
11N20SISO_Ant0_5280_30~5140



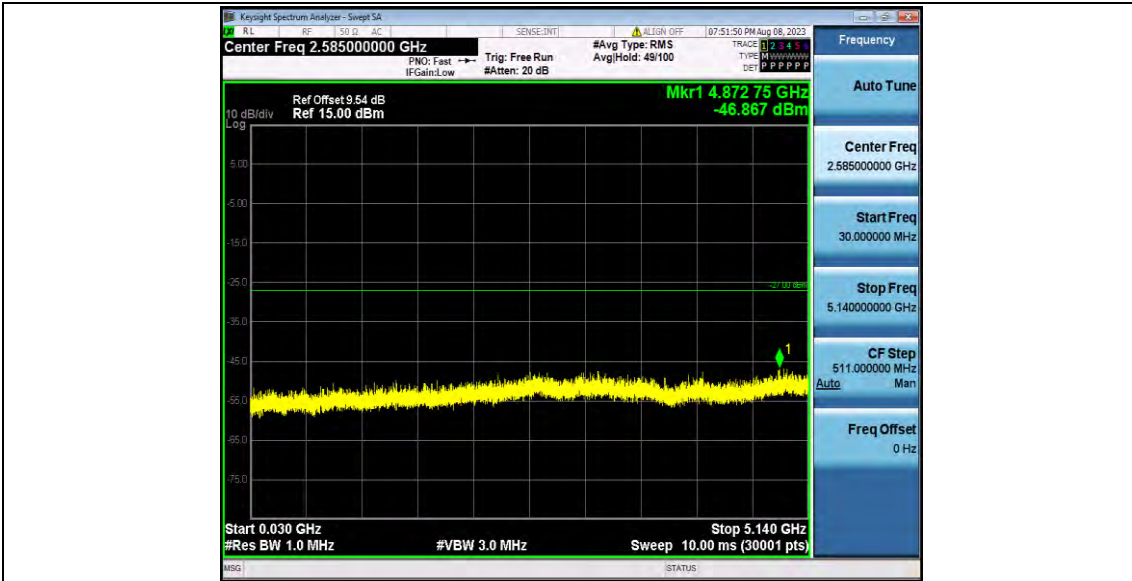
11N20SISO_Ant0_5280_5360~40000



11N20SISO_Ant0_5320_30~5140



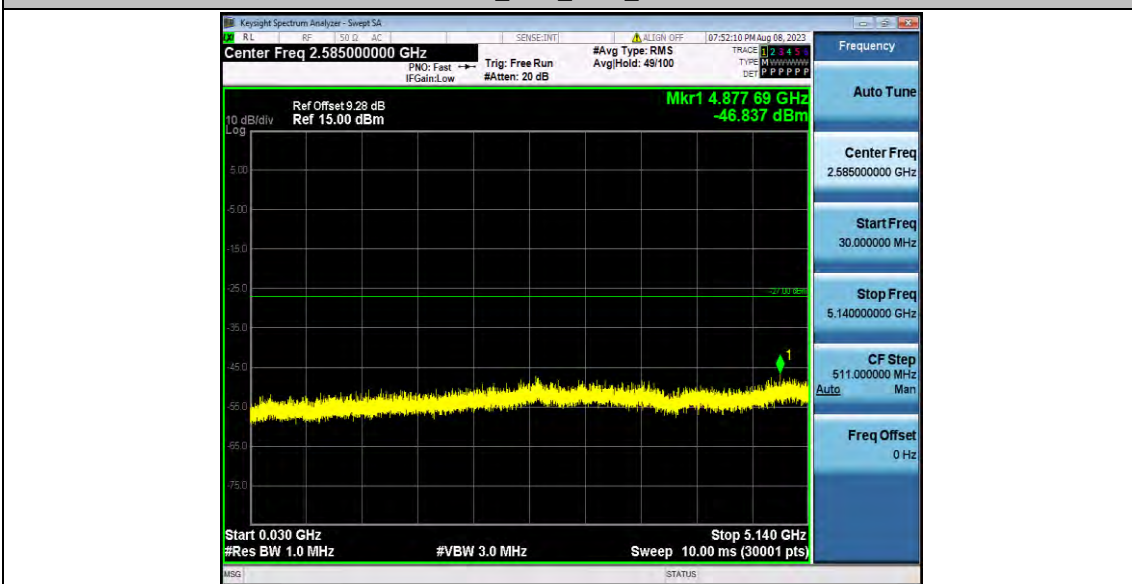
11N20SISO_Ant0_5320_5360~40000



11N40SISO_Ant0_5270_30~5140



11N40SISO_Ant0_5270_5360~40000



11N40SISO_Ant0_5310_30~5140



11N40SISO_Ant0_5310_5360~40000



11AC20SISO_Ant0_5260_30~5140



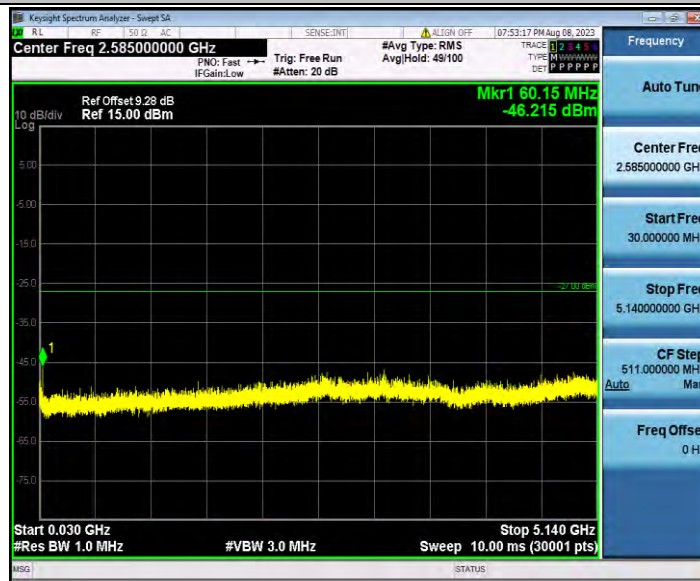
11AC20SISO_Ant0_5260_5360~4000



11AC20SISO_Ant0_5280_30~5140



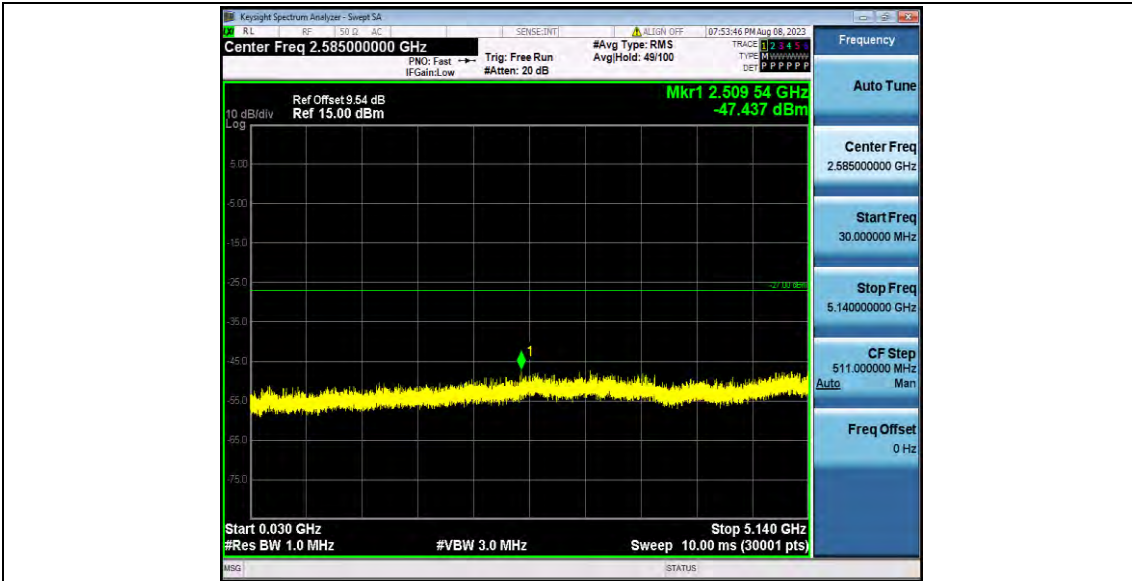
11AC20SISO_Ant0_5280_5360~40000



11AC20SISO_Ant0_5320_30~5140



11AC20SISO_Ant0_5320_5360~40000



11AC40SISO_Ant0_5270_30~5140



11AC40SISO_Ant0_5270_5360~40000



11AC40SISO_Ant0_5310_30~5140



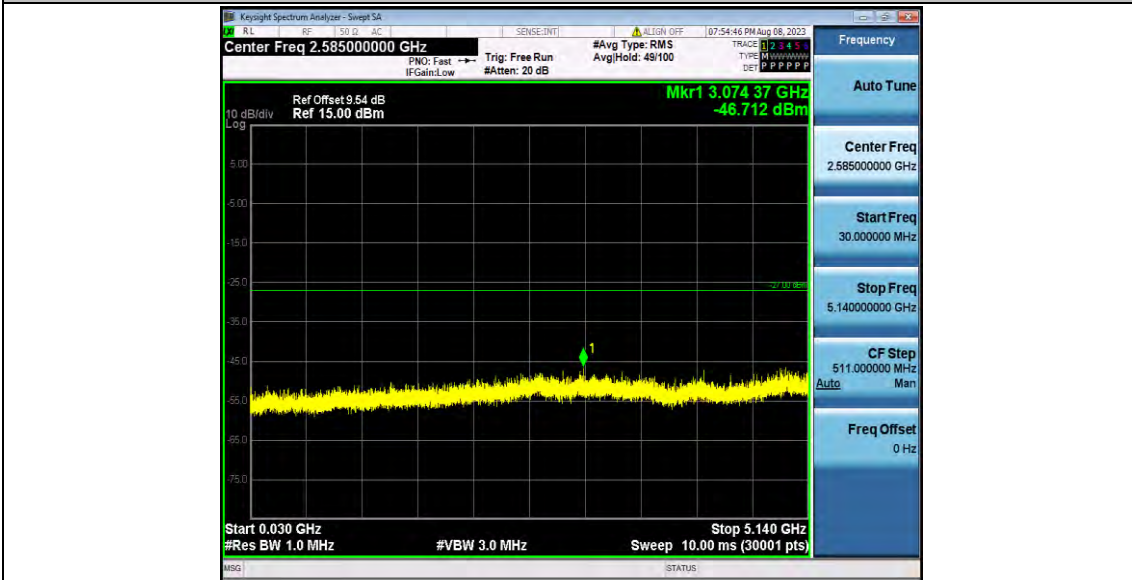
11AC40SISO_Ant0_5310_5360~40000



11AC80SISO_Ant0_5290_30~5140



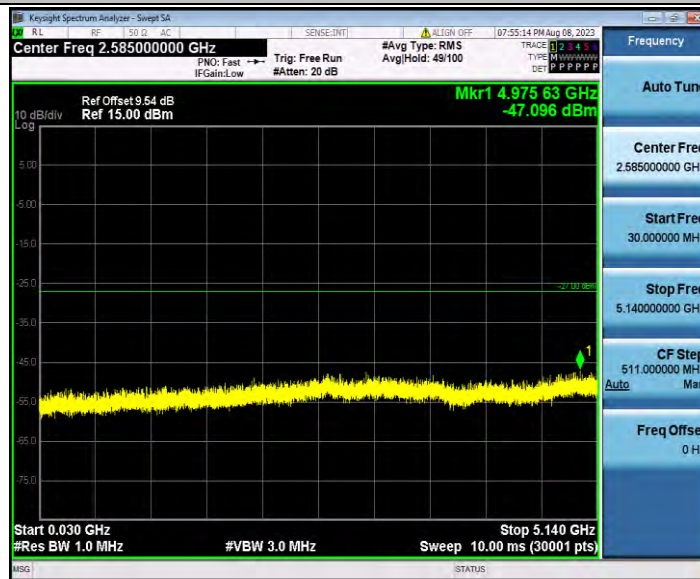
11AC80SISO_Ant0_5290_5360~40000



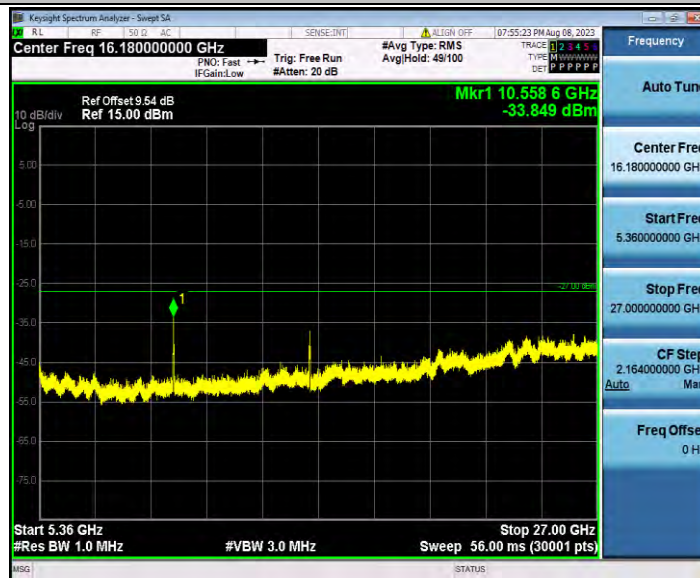
11AX20SISO_Ant0_5260_30~5140



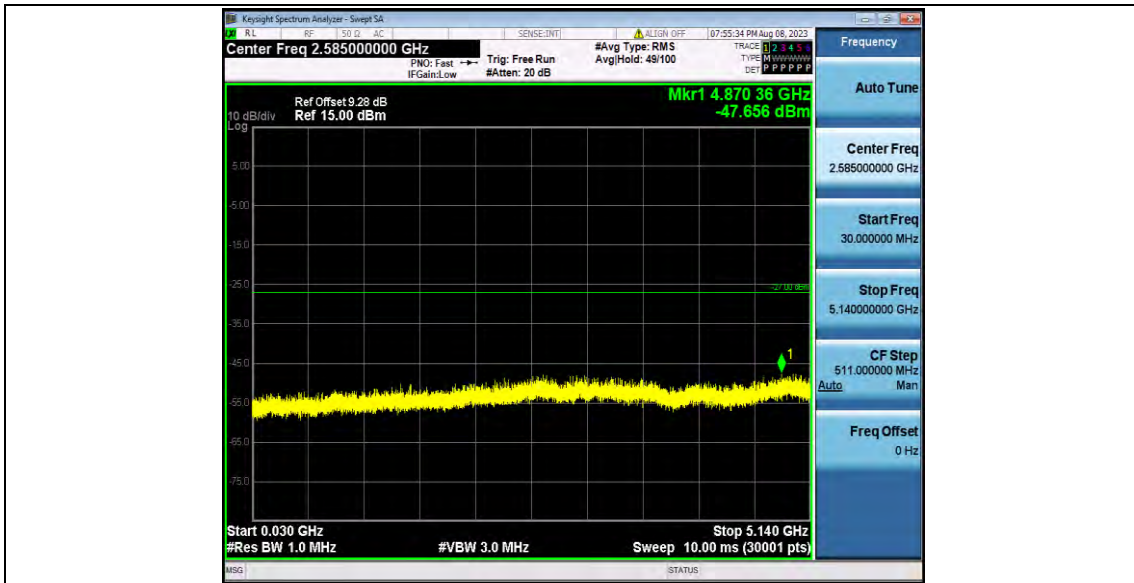
11AX20SISO_Ant0_5260_5360~40000



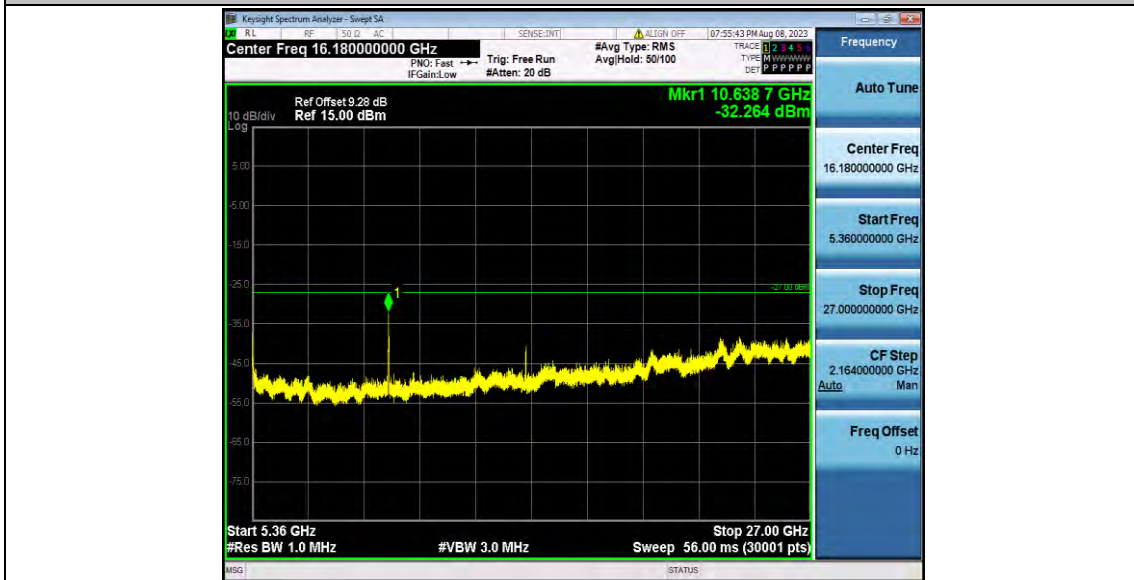
11AX20SISO_Ant0_5280_30~5140



11AX20SISO_Ant0_5280_5360~40000



11AX20SISO_Ant0_5320_30~5140



11AX20SISO_Ant0_5320_5360~40000



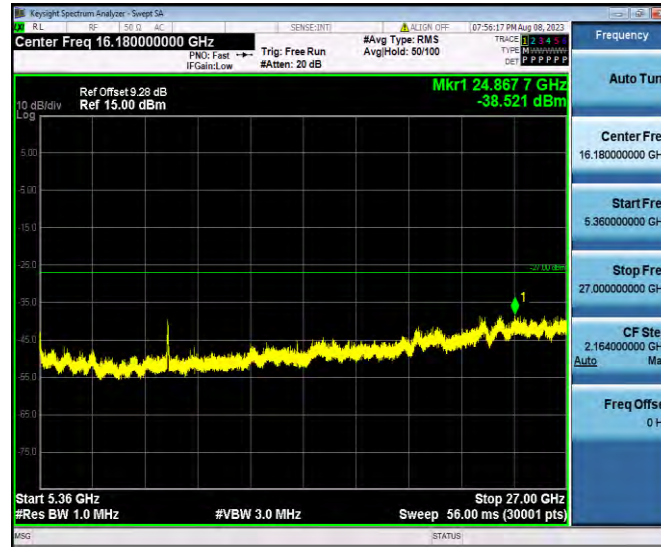
11AX40SISO_Ant0_5270_30~5140



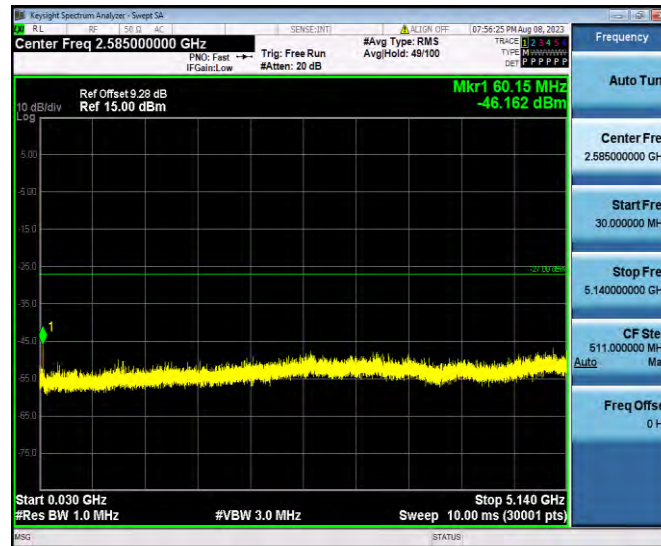
11AX40SISO_Ant0_5270_5360~40000



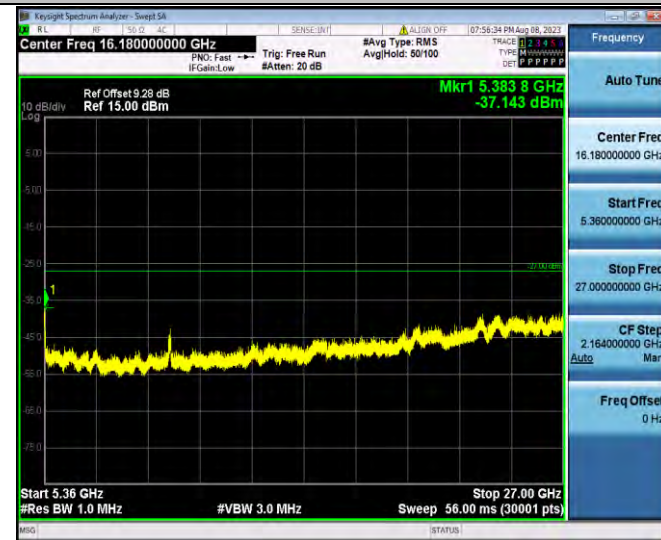
11AX40SISO_Ant0_5310_30~5140



11AX40SISO_Ant0_5310_5360~4000



11AX80SISO_Ant0_5290_30~5140



11AX80SISO_Ant0_5290_5360~4000