

## Appendix D.4: Maximum conducted output power

### Test Result Channel Power

Test Mode	Antenna	Frequency[M Hz]	Channel Power [dBm]	Duty Cycle [%]	DC Factor [dBm]	Result [dBm]	Limit [dBm]	Verdict
11A	Ant1	5180	7.65	40.70	3.90	11.55	≤23.98	PASS
		5200	8.49	67.69	1.69	10.18	≤23.98	PASS
		5240	11.81	80.95	0.92	12.73	≤23.98	PASS
11N20SISO	Ant1	5180	8.73	86.96	0.61	9.34	≤23.98	PASS
		5200	9.31	82.61	0.83	10.14	≤23.98	PASS
		5240	11.91	82.61	0.83	12.74	≤23.98	PASS
11N40SISO	Ant1	5190	7.13	53.65	2.70	9.83	≤23.98	PASS
		5230	10.09	53.73	2.70	12.79	≤23.98	PASS
11AC20SISO	Ant1	5180	10.73	80.95	0.92	11.65	≤23.98	PASS
		5200	9.05	80.95	0.92	9.97	≤23.98	PASS
		5240	11.69	80.95	0.92	12.61	≤23.98	PASS
11AC40SISO	Ant1	5190	6.58	69.45	1.58	8.16	≤23.98	PASS
		5230	9.43	69.38	1.59	11.02	≤23.98	PASS
11AC80SISO	Ant1	5210	5.43	48.52	3.14	8.57	≤23.98	PASS
11AX20SISO	Ant1	5180	8.88	84.21	0.75	9.63	≤23.98	PASS
		5200	9.23	84.21	0.75	9.98	≤23.98	PASS
		5240	12.28	80.00	0.97	13.25	≤23.98	PASS
11AX40SISO	Ant1	5190	7.52	56.93	2.45	9.97	≤23.98	PASS
		5230	10.53	56.87	2.45	12.98	≤23.98	PASS
11AX80SISO	Ant1	5210	4.21	50.45	2.97	7.18	≤23.98	PASS

Note: The Duty Cycle Factor is compensated in the graph.

## Appendix D.5: Maximum power spectral density

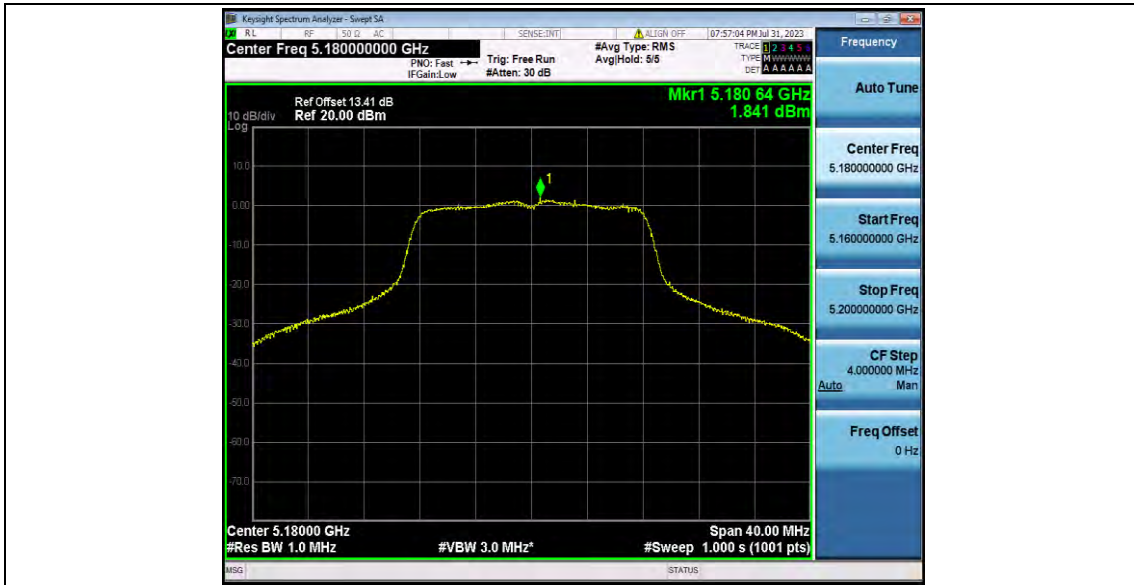
### Test Result

Test Mode	Antenna	Frequency[MHz]	Result [dBm/MHz]	Limit[dBm/MHz]	Verdict
11A	Ant1	5180	1.84	≤11.00	PASS
		5200	0	≤11.00	PASS
		5240	2.16	≤11.00	PASS
11N20SISO	Ant1	5180	-1.65	≤11.00	PASS
		5200	-0.77	≤11.00	PASS
		5240	1.93	≤11.00	PASS
11N40SISO	Ant1	5190	-3.71	≤11.00	PASS
		5230	-0.68	≤11.00	PASS
11AC20SISO	Ant1	5180	0.61	≤11.00	PASS
		5200	-1.03	≤11.00	PASS
		5240	1.79	≤11.00	PASS
11AC40SISO	Ant1	5190	-4.7	≤11.00	PASS
		5230	-1.75	≤11.00	PASS
11AC80SISO	Ant1	5210	-6.93	≤11.00	PASS
11AX20SISO	Ant1	5180	-1.79	≤11.00	PASS
		5200	-1.46	≤11.00	PASS
		5240	1.95	≤11.00	PASS
11AX40SISO	Ant1	5190	-4.06	≤11.00	PASS
		5230	-1.05	≤11.00	PASS
11AX80SISO	Ant1	5210	-9.66	≤11.00	PASS

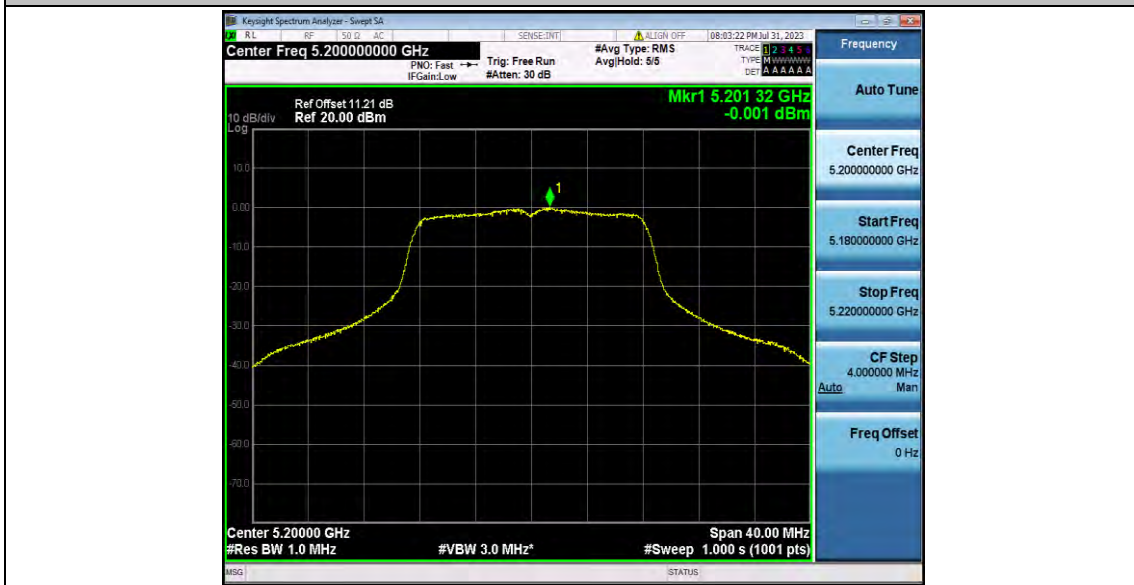
Note: 1.The Result and Limit Unit is dBm/500 kHz in the band 5.725–5.85 GHz.

2.The Duty Cycle Factor and RBW Factor is compensated in the graph.

## Test Graphs



11A\_Ant1\_5180



11A\_Ant1\_5200



11A\_Ant1\_5240



11N20SISO\_Ant1\_5180



11N20SISO\_Ant1\_5200



11N20SISO\_Ant1\_5240



11N40SISO\_Ant1\_5190



11N40SISO\_Ant1\_5230



11AC20SISO\_Ant1\_5180



11AC20SISO\_Ant1\_5200



11AC20SISO\_Ant1\_5240



11AC40SISO\_Ant1\_5190



11AC40SISO\_Ant1\_5230



11AC80SISO\_Ant1\_5210





11AX20SISO\_Ant1\_5180



11AX20SISO\_Ant1\_5200



11AX20SISO\_Ant1\_5240



11AX40SISO\_Ant1\_5190



11AX40SISO\_Ant1\_5230



11AX80SISO\_Ant1\_5210

## Appendix D.6: Band edge measurements

### Test Result B1

Test Mode	Antenna	ChName	Frequency[MHz]	Result[dBm]	Limit[dBm]	Verdict
11A	Ant1	Low	5180	-31.09	≤-27	PASS
		High	5240	-37.58	≤-27	PASS
11N20SISO	Ant1	Low	5180	-36.9	≤-27	PASS
		High	5240	-37.38	≤-27	PASS
11N40SISO	Ant1	Low	5190	-31.76	≤-27	PASS
		High	5230	-38.19	≤-27	PASS
11AC20SISO	Ant1	Low	5180	-28.85	≤-27	PASS
		High	5240	-38.11	≤-27	PASS
11AC40SISO	Ant1	Low	5190	-35.22	≤-27	PASS
		High	5230	-37.82	≤-27	PASS
11AC80SISO	Ant1	Low	5210	-35.11	≤-27	PASS
		High	5210	-37.76	≤-27	PASS
11AX20SISO	Ant1	Low	5180	-30.52	≤-27	PASS
		High	5240	-37.53	≤-27	PASS
11AX40SISO	Ant1	Low	5190	-35.88	≤-27	PASS
		High	5230	-37.62	≤-27	PASS
11AX80SISO	Ant1	Low	5210	-37.75	≤-27	PASS
		High	5210	-37.76	≤-27	PASS

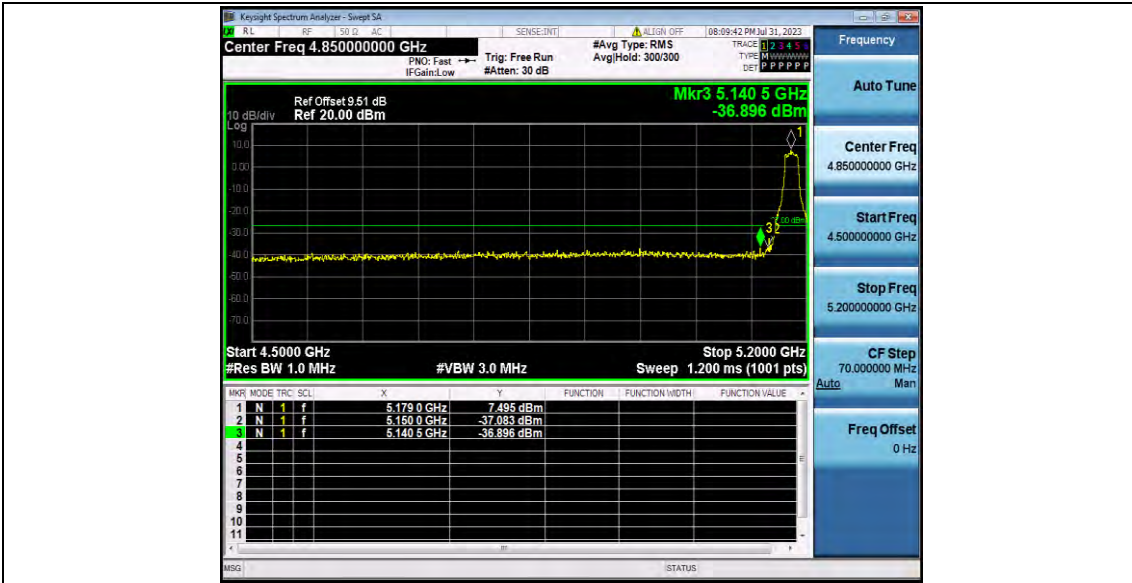
### Test Graphs B1



11A\_Ant1\_Low\_5180



11A\_Ant1\_High\_5240



11N20SISO\_Ant1\_Low\_5180



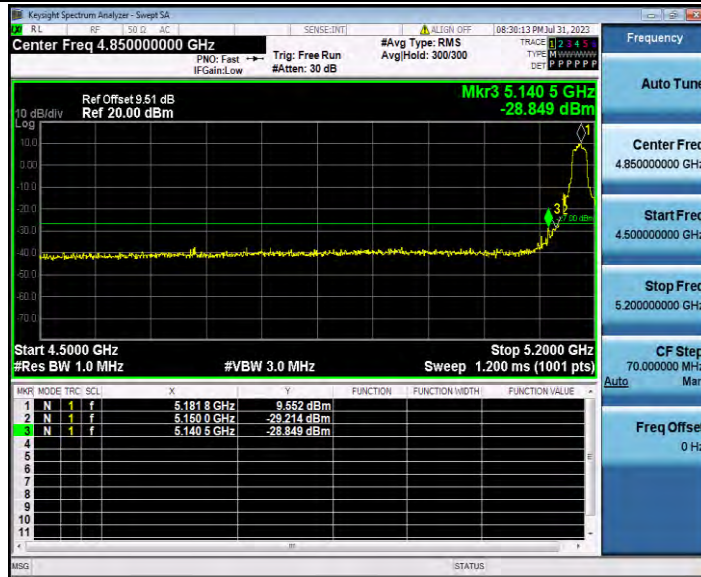
11N20SISO\_Ant1\_High\_5240



11N40SISO\_Ant1\_Low\_5190



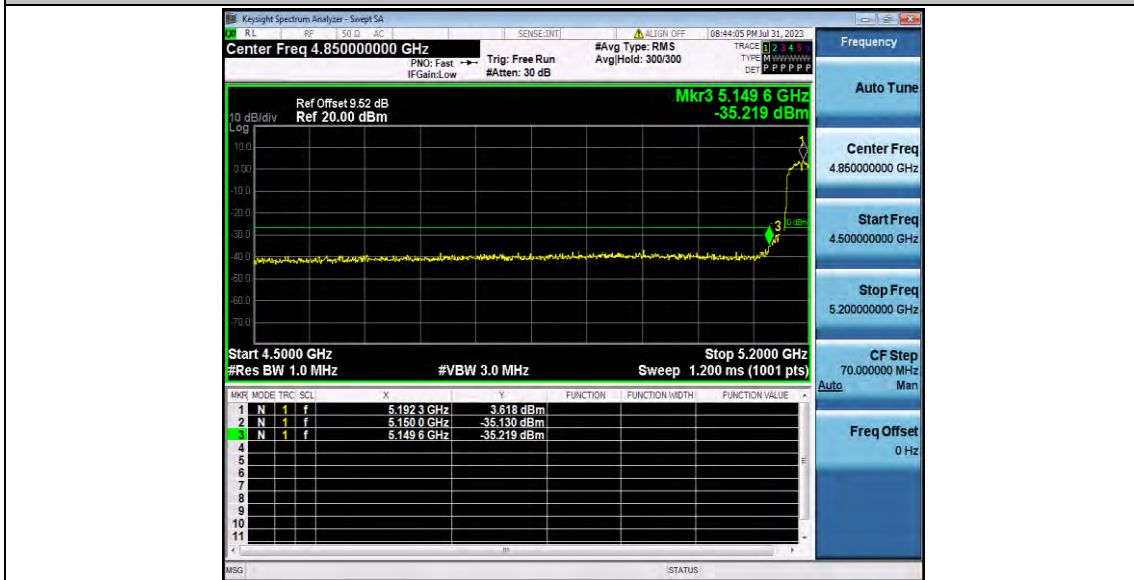
11N40SISO\_Ant1\_High\_5230



11AC20SISO\_Ant1\_Low\_5180



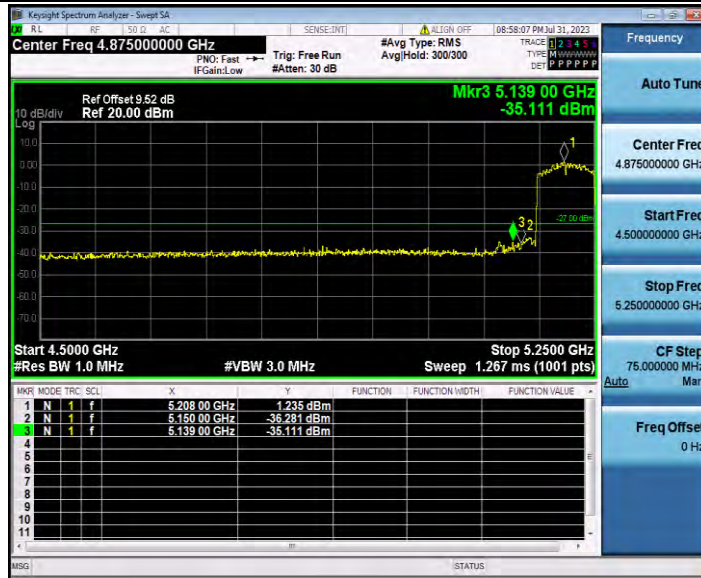
11AC20SISO\_Ant1\_High\_5240



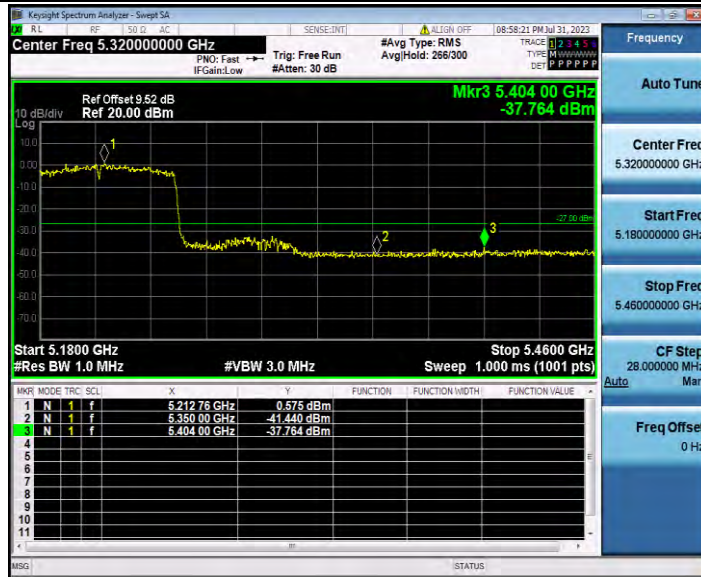
11AC40SISO\_Ant1\_Low\_5190



11AC40SISO\_Ant1\_High\_5230



11AC80SISO\_Ant1\_Low\_5210



11AC80SISO\_Ant1\_High\_5210

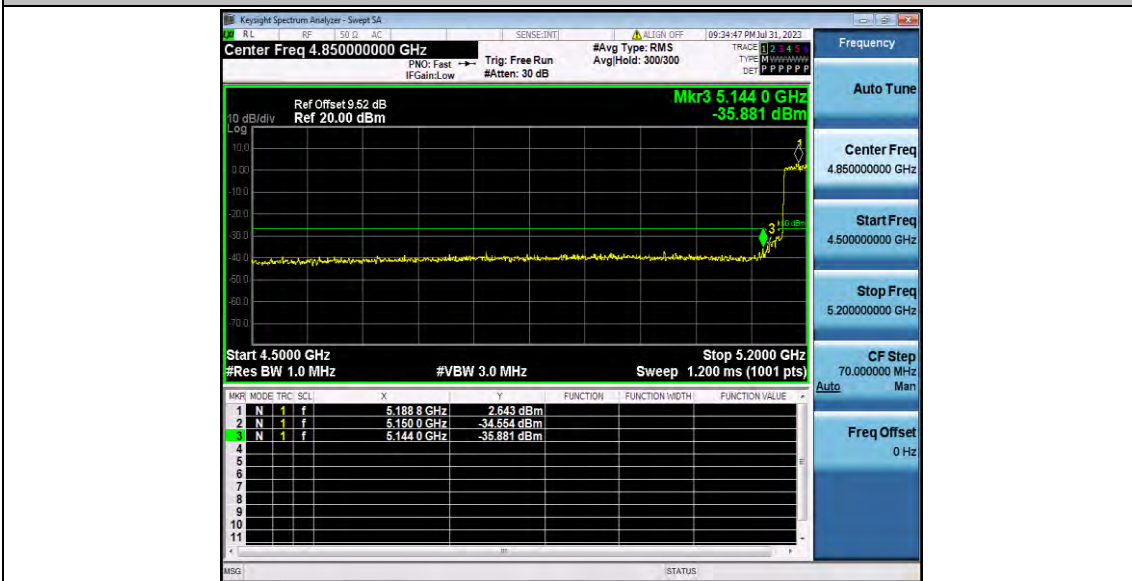




11AX20SISO\_Ant1\_Low\_5180



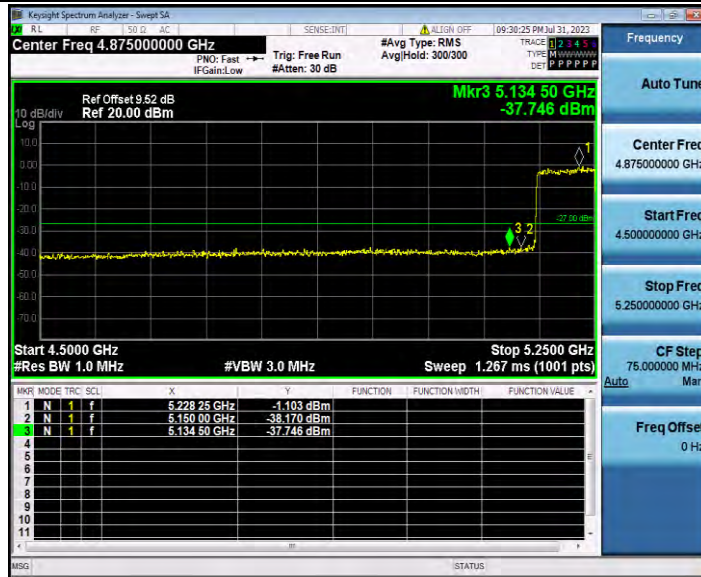
11AX20SISO\_Ant1\_High\_5240



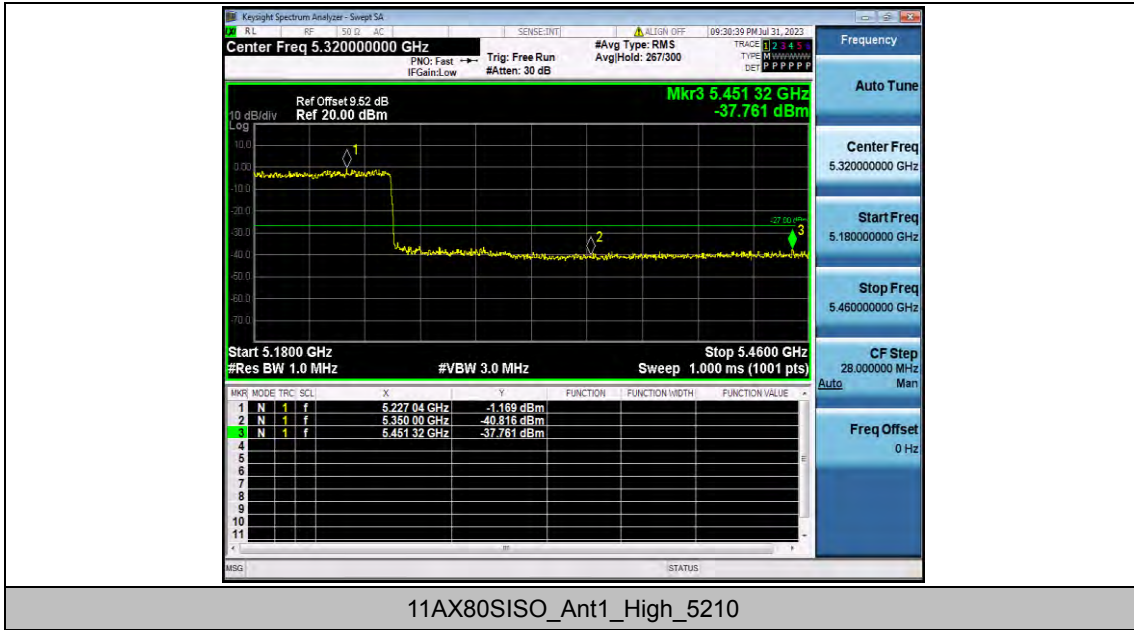
11AX40SISO\_Ant1\_Low\_5190



11AX40SISO\_Ant1\_High\_5230



11AX80SISO\_Ant1\_Low\_5210



11AX80SISO\_Ant1\_High\_5210

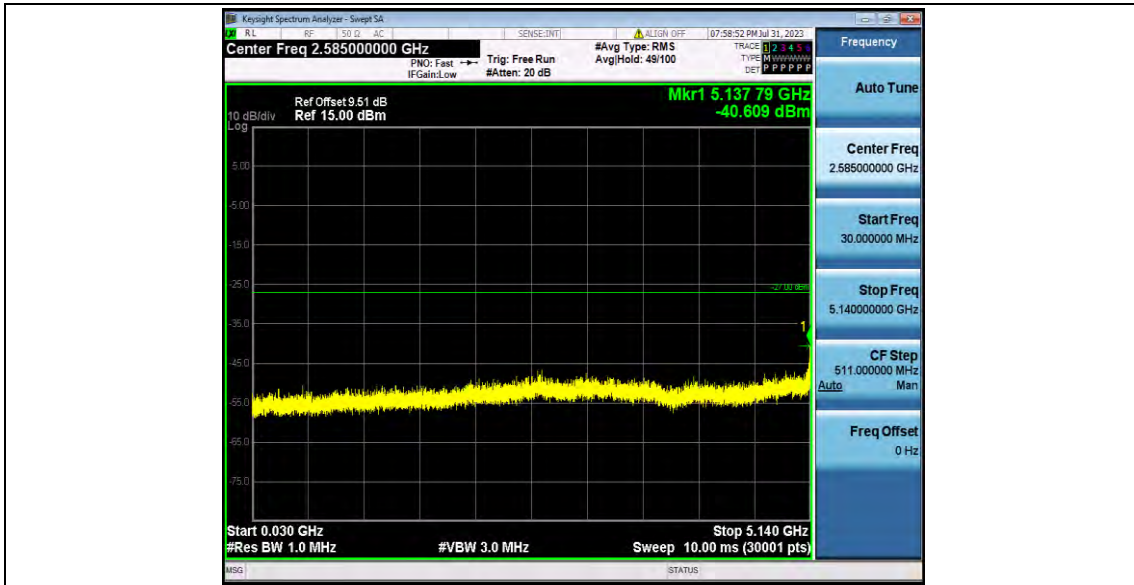
## Appendix D.7: Conducted Spurious Emission

### Test Result

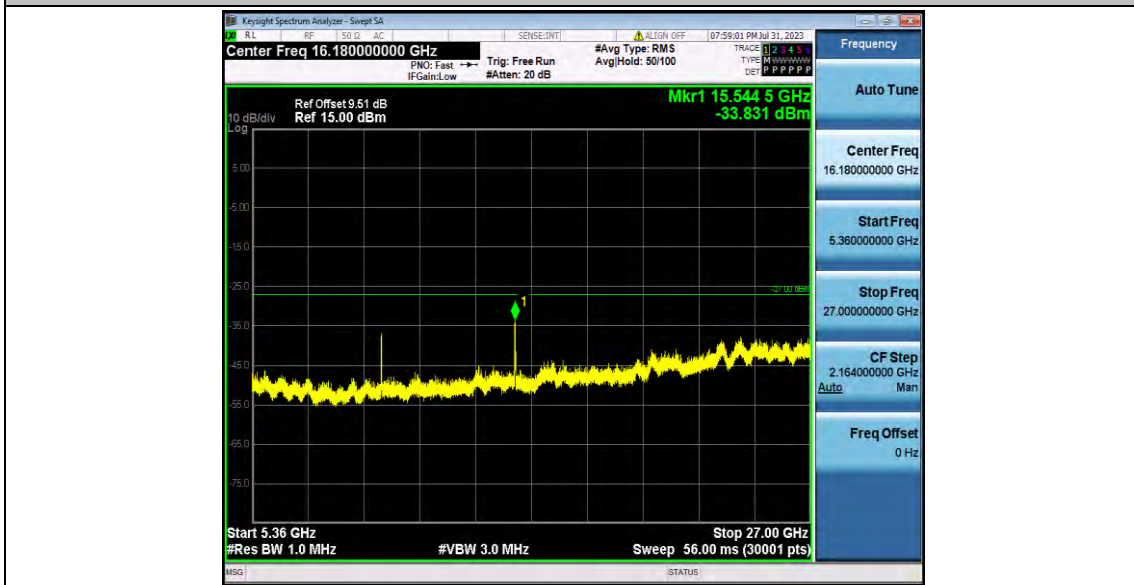
Test Mode	Antenna	Frequency[MHz]	FreqRange [MHz]	Max. Fre [MHz]	Max. Level [dBm]	Limit [dBm]	Verdict
11A	Ant1	5180	30~5140	5137.79	-40.61	≤-27	PASS
			5360~40000	15544.51	-33.83	≤-27	PASS
		5200	30~5140	5139.49	-44.6	≤-27	PASS
			5360~40000	10405.01	-34.95	≤-27	PASS
		5240	30~5140	3140.12	-46.82	≤-27	PASS
			5360~40000	10477.14	-29.59	≤-27	PASS
11N20SISO	Ant1	5180	30~5140	2613.28	-45.1	≤-27	PASS
			5360~40000	10361	-37.01	≤-27	PASS
		5200	30~5140	2679.71	-47.1	≤-27	PASS
			5360~40000	10401.4	-34.28	≤-27	PASS
		5240	30~5140	5013.44	-45.94	≤-27	PASS
			5360~40000	10480.02	-29.15	≤-27	PASS
11N40SISO	Ant1	5190	30~5140	5138.81	-42.78	≤-27	PASS
			5360~40000	26074.53	-37.38	≤-27	PASS
		5230	30~5140	5136.76	-44.57	≤-27	PASS
			5360~40000	10456.22	-33.4	≤-27	PASS
11AC20SISO	Ant1	5180	30~5140	5139.49	-36.19	≤-27	PASS
			5360~40000	15538.01	-33.61	≤-27	PASS
		5200	30~5140	5064.88	-46.86	≤-27	PASS
			5360~40000	10399.23	-35	≤-27	PASS
		5240	30~5140	4924.87	-47.45	≤-27	PASS
			5360~40000	10477.86	-30.53	≤-27	PASS
11AC40SISO	Ant1	5190	30~5140	2324.22	-44.84	≤-27	PASS
			5360~40000	24842.49	-37.67	≤-27	PASS
		5230	30~5140	2461.68	-45.35	≤-27	PASS
			5360~40000	10456.94	-32.6	≤-27	PASS
11AC80SISO	Ant1	5210	30~5140	5119.22	-37.94	≤-27	PASS
			5360~40000	10431.69	-37.69	≤-27	PASS
11AX20SISO	Ant1	5180	30~5140	5135.57	-40.8	≤-27	PASS
			5360~40000	10358.84	-36.45	≤-27	PASS
		5200	30~5140	5139.83	-43.79	≤-27	PASS
			5360~40000	10399.23	-33.71	≤-27	PASS
		5240	30~5140	4944.46	-45.99	≤-27	PASS
			5360~40000	10488.68	-30.78	≤-27	PASS
11AX40SISO	Ant1	5190	30~5140	5138.98	-37.06	≤-27	PASS
			5360~40000	26739.6	-36.98	≤-27	PASS

		5230	30~5140	5134.89	-43.69	≤-27	PASS
			5360~40000	10451.17	-33.98	≤-27	PASS
11AX80SISO	Ant1	5210	30~5140	5122.8	-42.61	≤-27	PASS
			5360~40000	24774.69	-38.1	≤-27	PASS

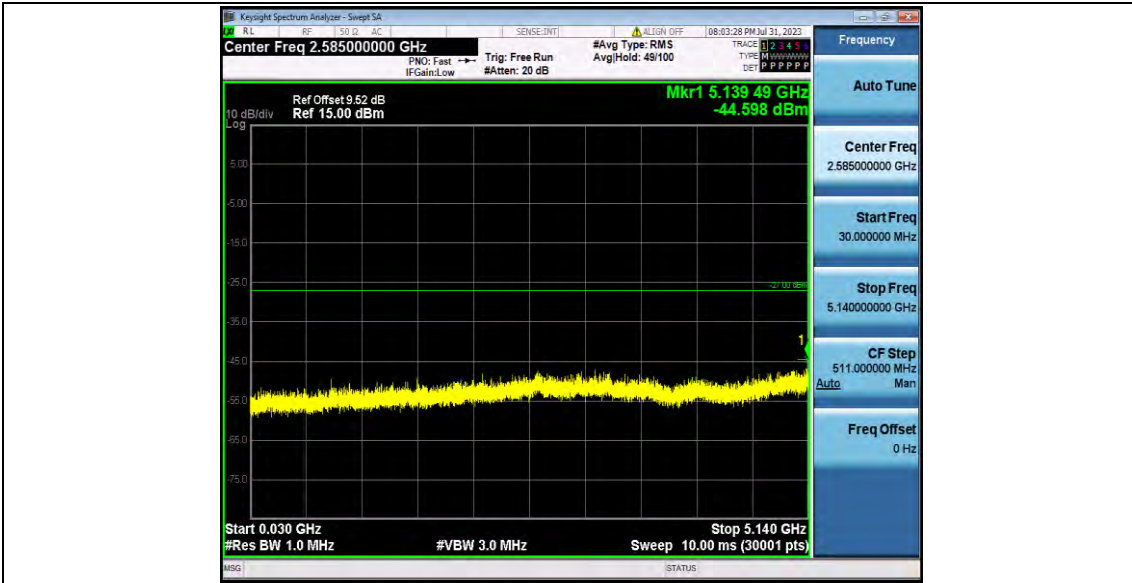
## Test Graphs



11A\_Ant1\_5180\_30~5140



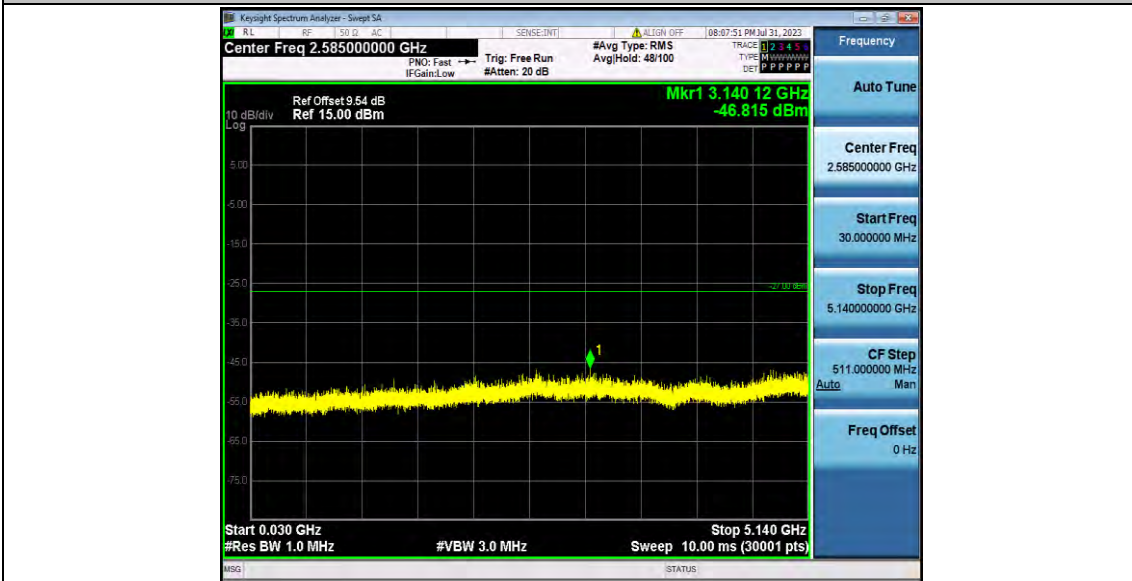
11A\_Ant1\_5180\_5360~40000



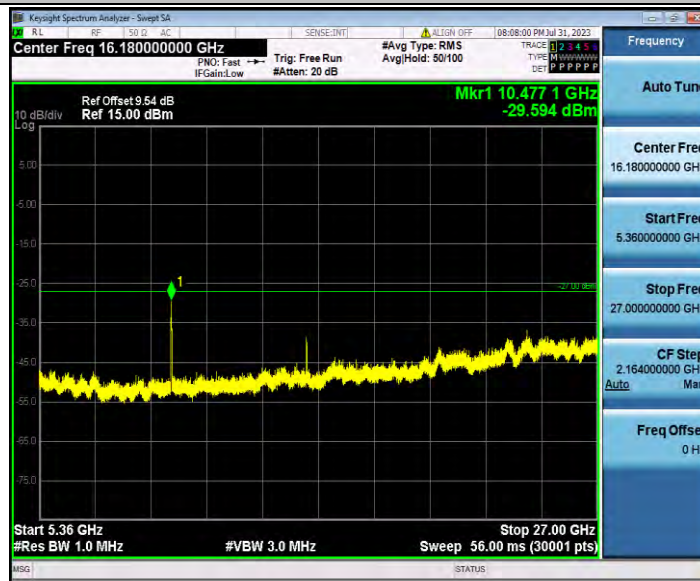
11A\_Ant1\_5200\_30~5140



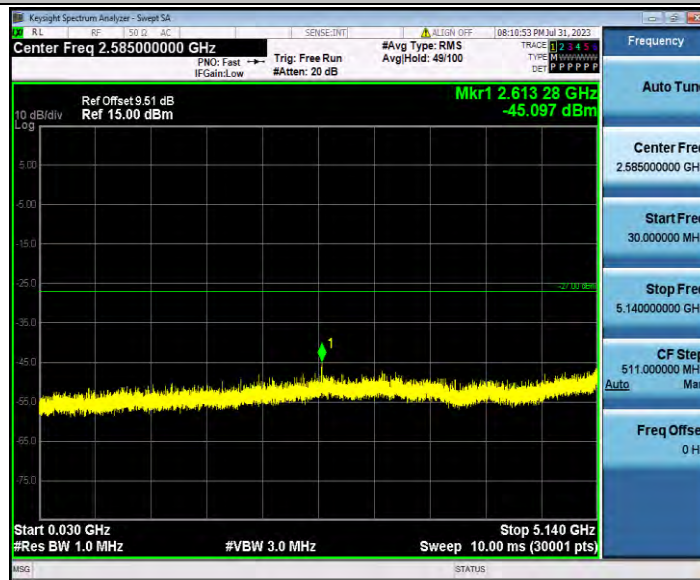
11A\_Ant1\_5200\_5360~40000



11A\_Ant1\_5240\_30~5140

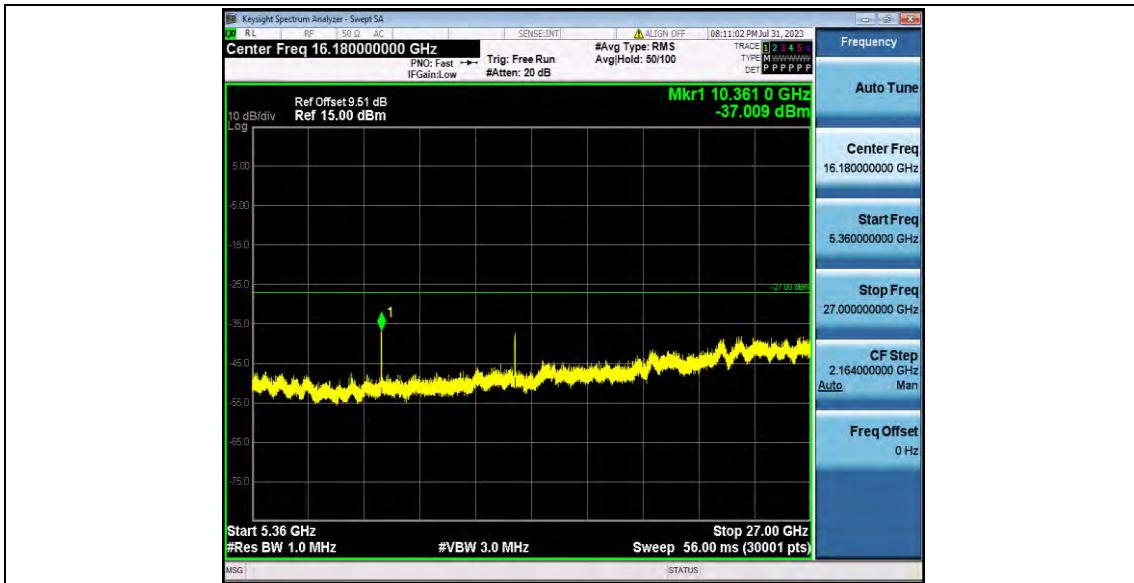


11A\_Ant1\_5240\_5360~40000

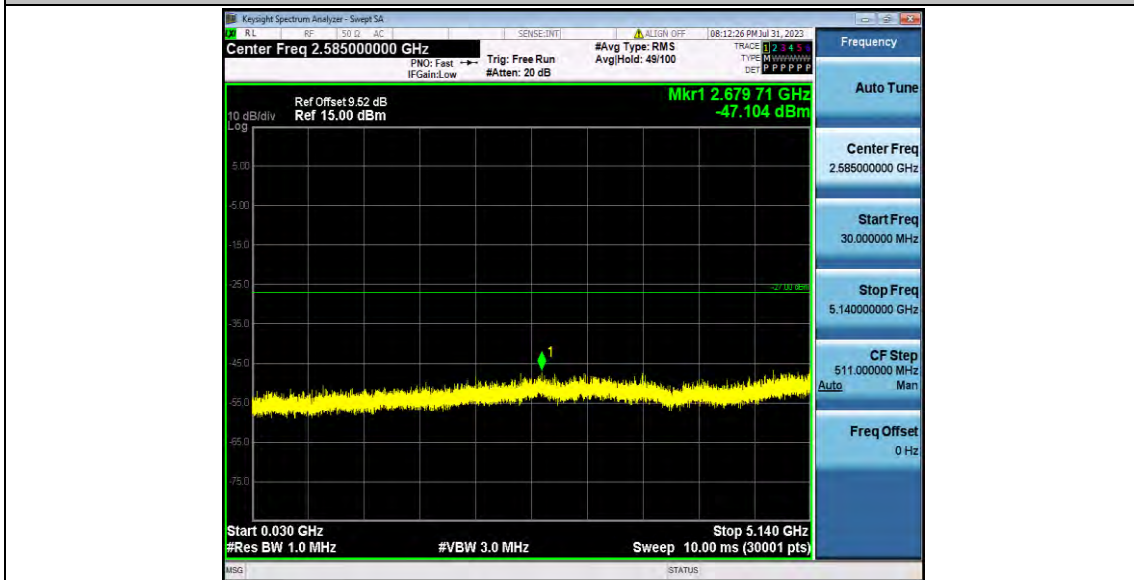


11N20SISO\_Ant1\_5180\_30~5140

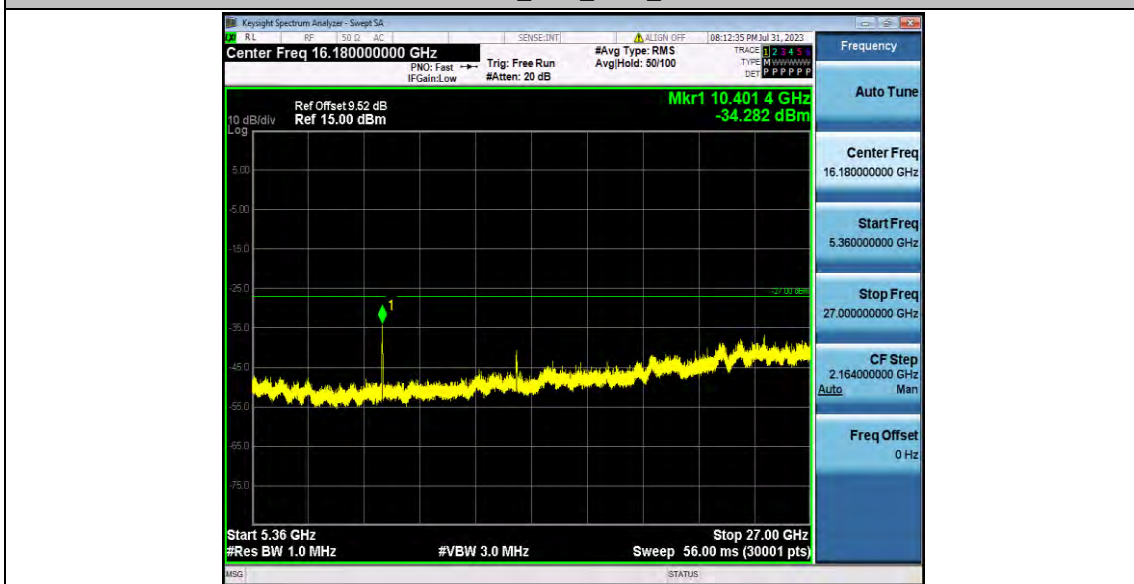




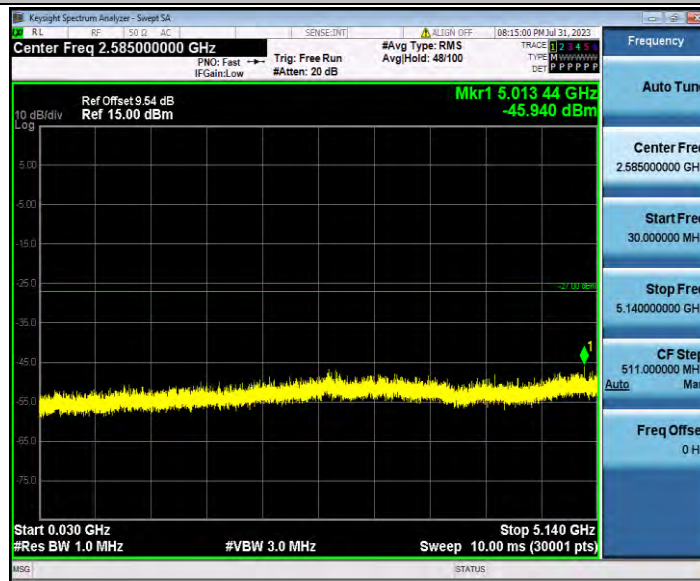
11N20SISO\_Ant1\_5180\_5360~40000



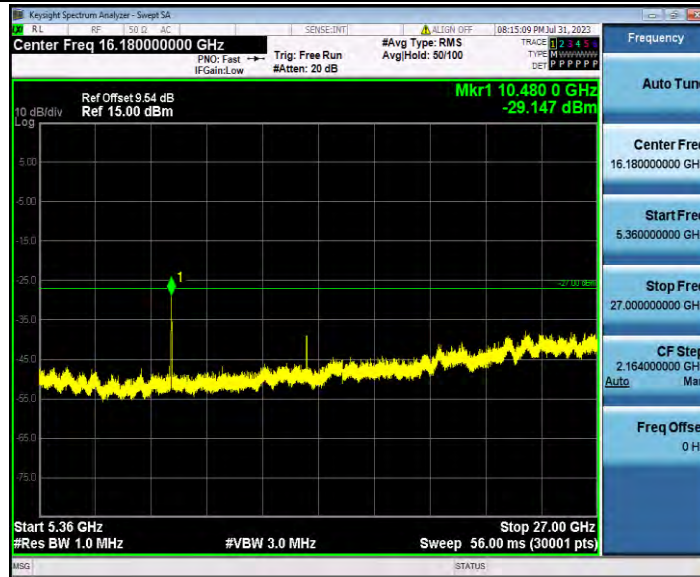
11N20SISO\_Ant1\_5200\_30~5140



11N20SISO\_Ant1\_5200\_5360~40000



11N20SISO\_Ant1\_5240\_30~5140



11N20SISO\_Ant1\_5240\_5360~40000



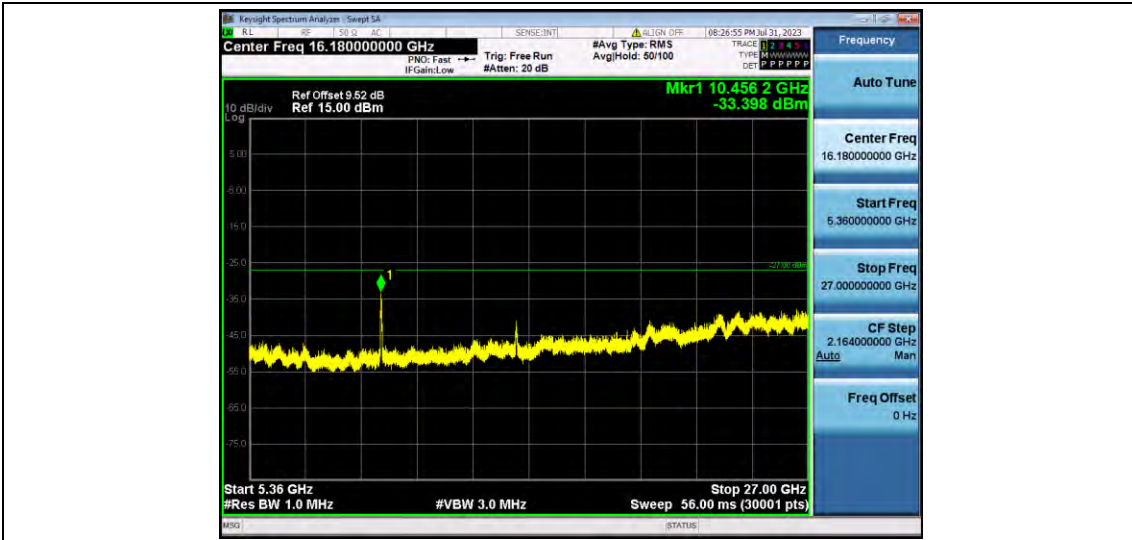
11N40SISO\_Ant1\_5190\_30~5140



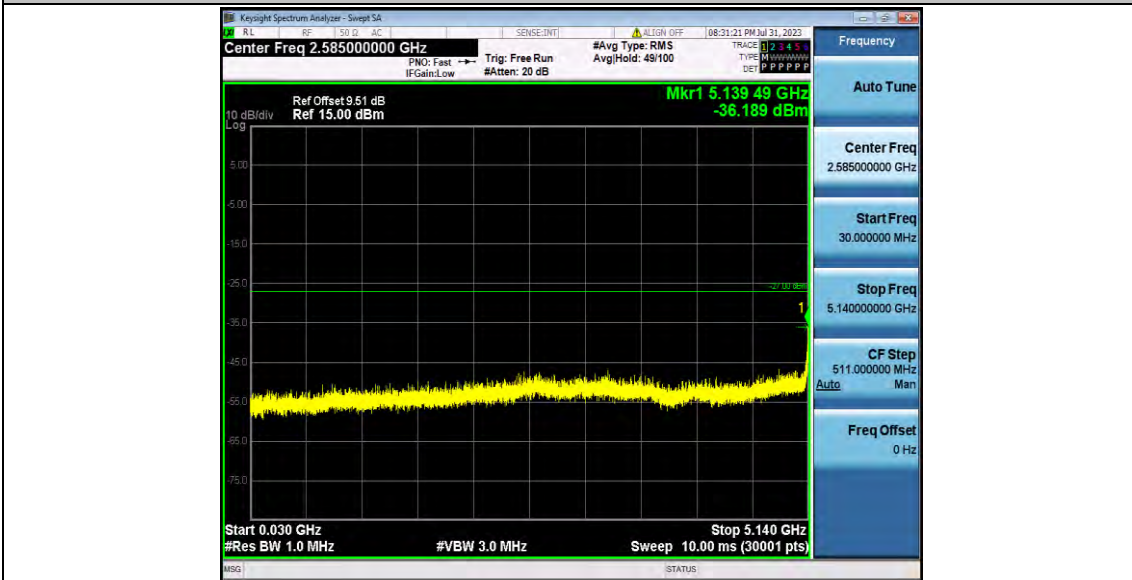
11N40SISO\_Ant1\_5190\_5360~40000



11N40SISO\_Ant1\_5230\_30~5140



11N40SISO\_Ant1\_5230\_5360~40000



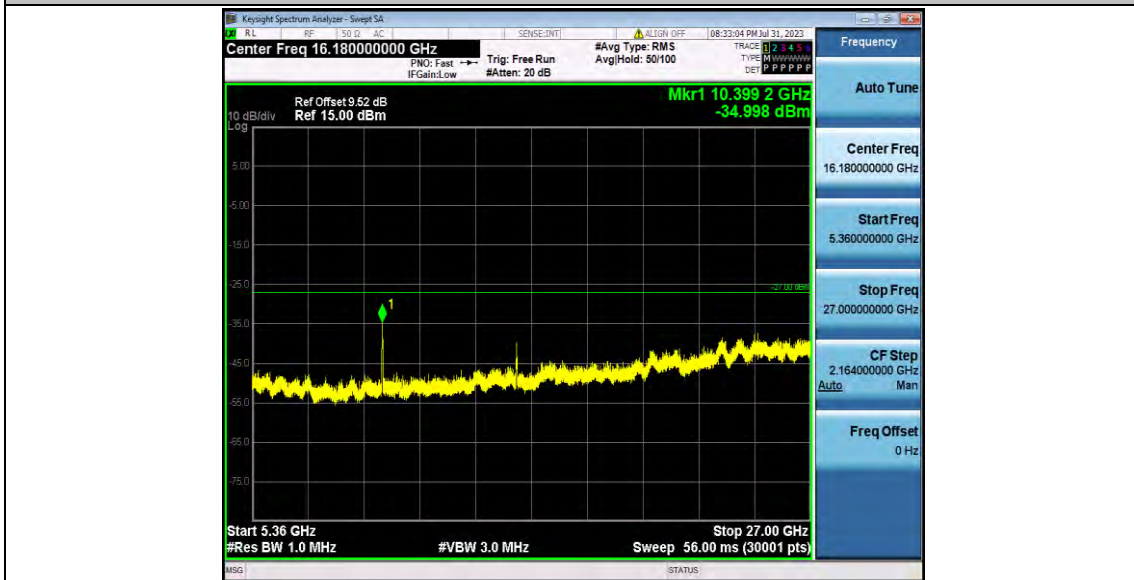
11AC20SISO\_Ant1\_5180\_30~5140



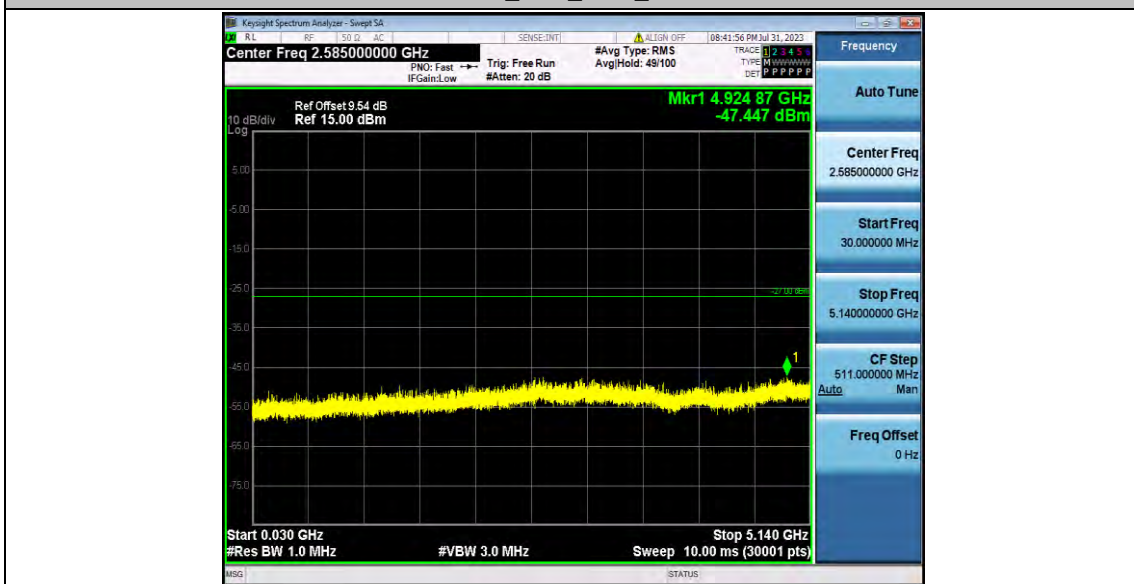
11AC20SISO\_Ant1\_5180\_5360~40000



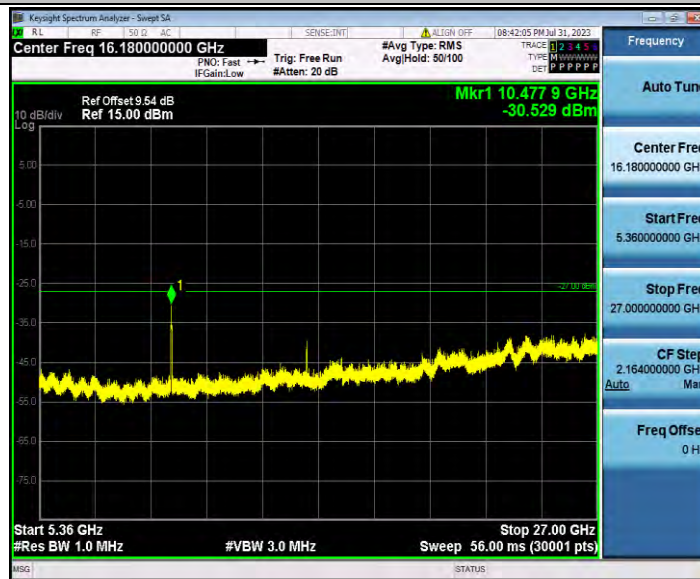
11AC20SISO\_Ant1\_5200\_30~5140



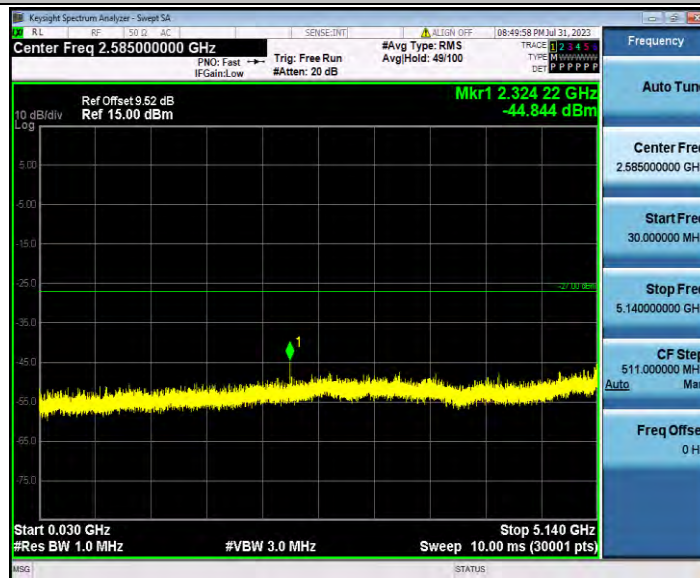
11AC20SISO\_Ant1\_5200\_5360~40000



11AC20SISO\_Ant1\_5240\_30~5140



11AC20SISO\_Ant1\_5240\_5360~40000



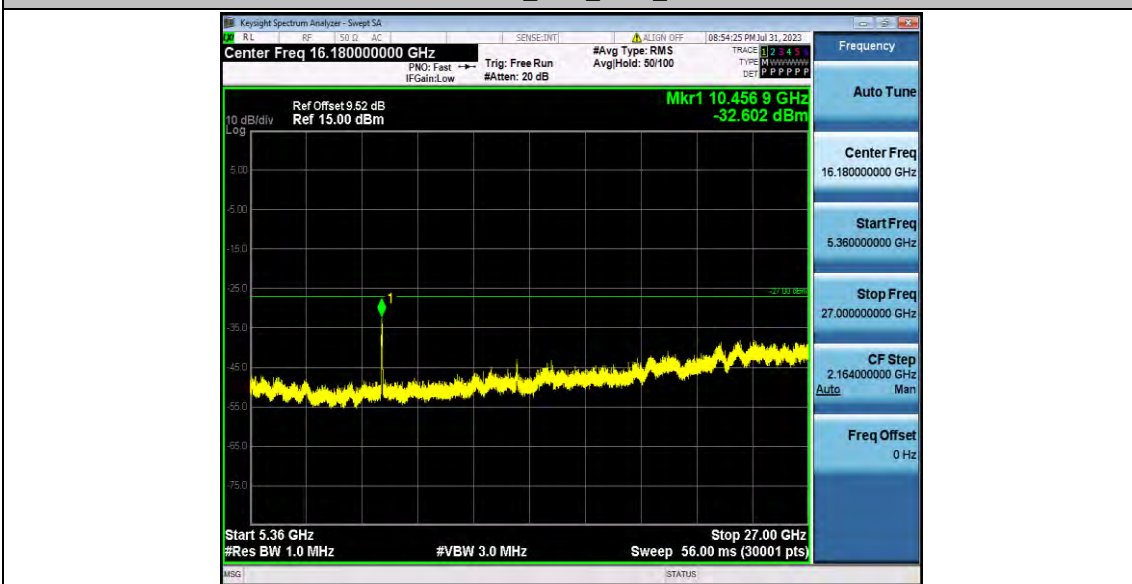
11AC40SISO\_Ant1\_5190\_30~5140



11AC40SISO\_Ant1\_5190\_5360~4000



11AC40SISO\_Ant1\_5230\_30~5140



11AC40SISO\_Ant1\_5230\_5360~40000



11AC80SISO\_Ant1\_5210\_30~5140

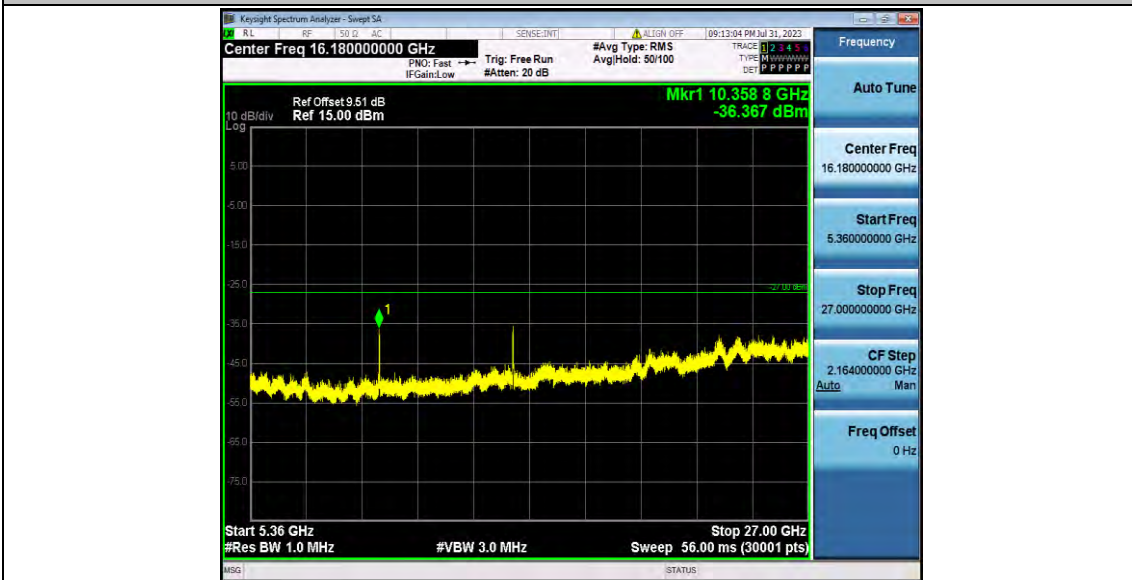


11AC80SISO\_Ant1\_5210\_5360~40000





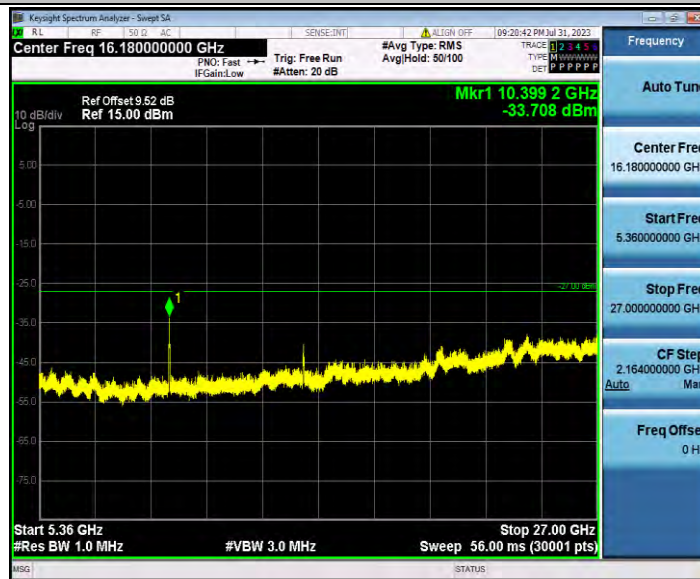
11AX20SISO\_Ant1\_5180\_30~5140



11AX20SISO\_Ant1\_5180\_5360~40000



11AX20SISO\_Ant1\_5200\_30~5140



11AX20SISO\_Ant1\_5200\_5360~40000



11AX20SISO\_Ant1\_5240\_30~5140



11AX20SISO\_Ant1\_5240\_5360~4000



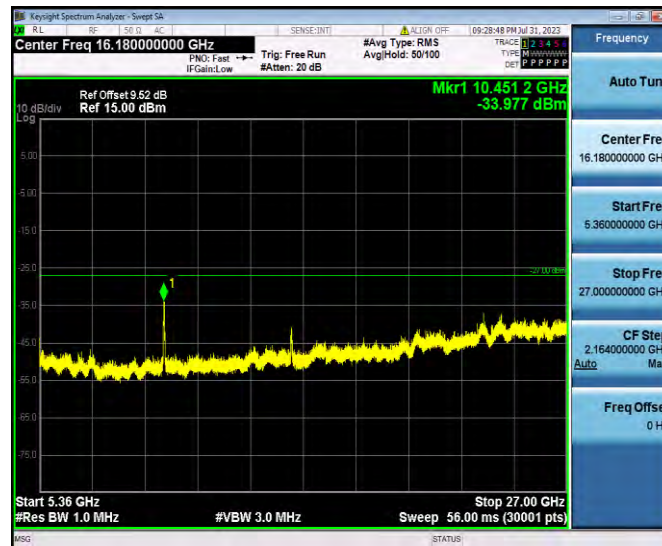
11AX40SISO\_Ant1\_5190\_30~5140



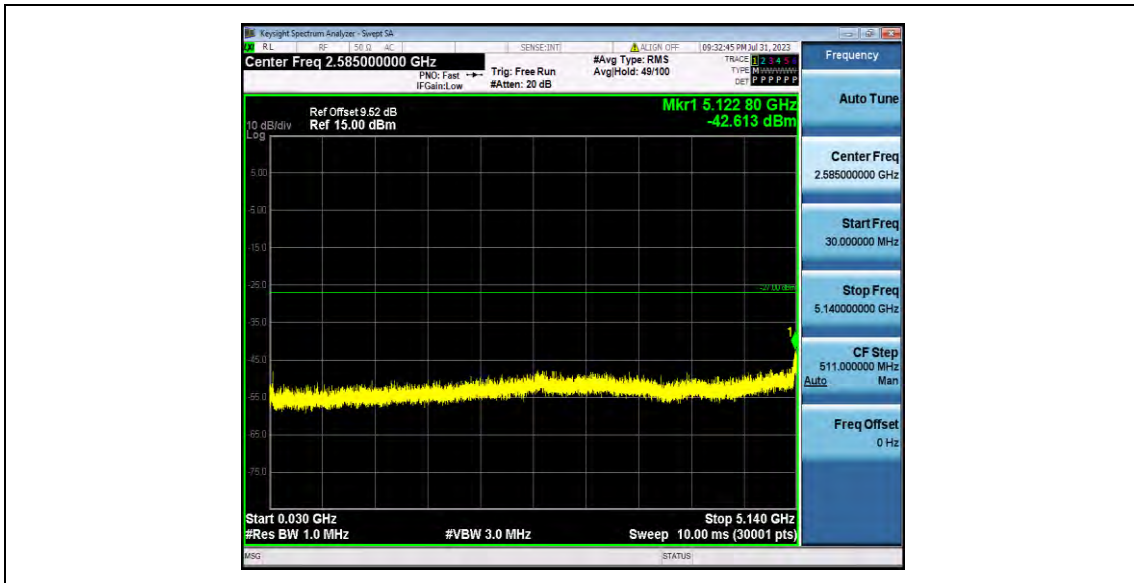
11AX40SISO\_Ant1\_5190\_5360~40000



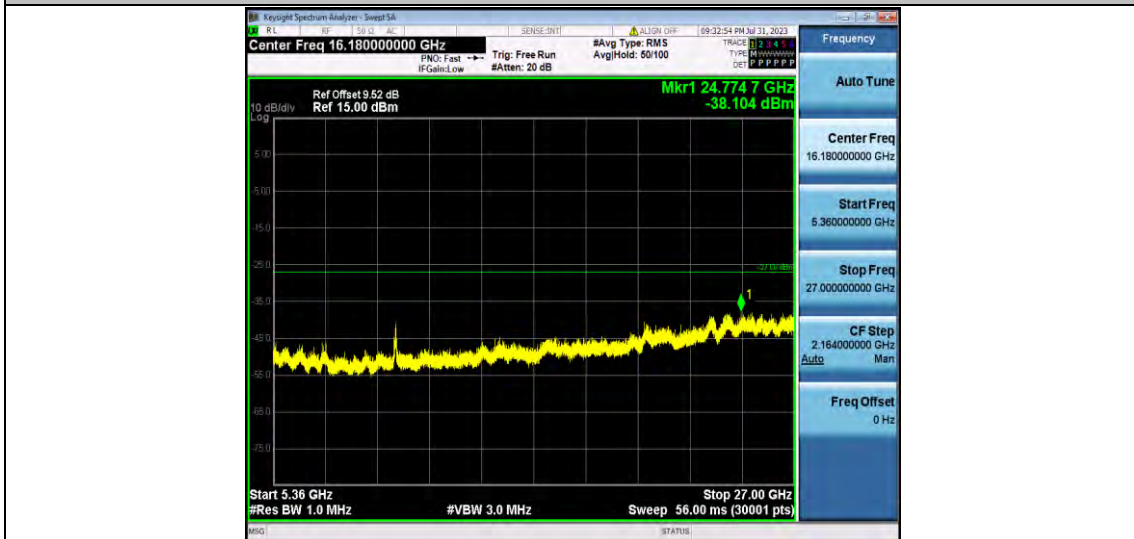
11AX40SISO\_Ant1\_5230\_30~5140



11AX40SISO\_Ant1\_5230\_5360~40000



11AX80SISO\_Ant1\_5210\_30~5140



11AX80SISO\_Ant1\_5210\_5360~40000