

Appendix D.4: Maximum conducted output power

Test Result Channel Power

Test Mode	Antenna	Frequency[MHz]	Channel Power [dBm]	Duty Cycle [%]	DC Factor [dBm]	Result [dBm]	Limit [dBm]	Verdict
11A	Ant0	5180	5.62	20.48	6.89	12.51	≤23.98	PASS
		5200	8.76	40.70	3.90	12.66	≤23.98	PASS
		5240	10.06	72.33	1.41	11.47	≤23.98	PASS
11N20SISO	Ant0	5180	12.69	94.59	0.24	12.93	≤23.98	PASS
		5200	13.19	95.95	0.18	13.37	≤23.98	PASS
		5240	8.83	94.67	0.24	9.07	≤23.98	PASS
11N40SISO	Ant0	5190	7.64	67.57	1.70	9.34	≤23.98	PASS
		5230	8.08	69.05	1.61	9.69	≤23.98	PASS
11AC20SISO	Ant0	5180	6.73	77.78	1.09	7.82	≤23.98	PASS
		5200	7.47	78.95	1.03	8.50	≤23.98	PASS
		5240	10.73	77.78	1.09	11.82	≤23.98	PASS
11AC40SISO	Ant0	5190	7.18	58.93	2.30	9.48	≤23.98	PASS
		5230	10.16	58.86	2.30	12.46	≤23.98	PASS
11AC80SISO	Ant0	5210	6.44	43.08	3.66	10.10	≤23.98	PASS
11AX20SISO	Ant0	5180	9.68	70.59	1.51	11.19	≤23.98	PASS
		5200	10.09	64.71	1.89	11.98	≤23.98	PASS
		5240	10.13	73.33	1.35	11.48	≤23.98	PASS
11AX40SISO	Ant0	5190	8.09	56.80	2.46	10.55	≤23.98	PASS
		5230	9.64	56.61	2.47	12.11	≤23.98	PASS
11AX80SISO	Ant0	5210	6.61	50.30	2.98	9.59	≤23.98	PASS

Note: The Duty Cycle Factor is compensated in the graph.

Appendix D.5: Maximum power spectral density

Test Result

Test Mode	Antenna	Frequency[MHz]	Result [dBm/MHz]	Limit[dBm/MHz]	Verdict
11A	Ant0	5180	3.3	≤11.00	PASS
		5200	2.64	≤11.00	PASS
		5240	5.67	≤11.00	PASS
11N20SISO	Ant0	5180	1.89	≤11.00	PASS
		5200	2.35	≤11.00	PASS
		5240	5.19	≤11.00	PASS
11N40SISO	Ant0	5190	-6.25	≤11.00	PASS
		5230	-3.08	≤11.00	PASS
11AC20SISO	Ant0	5180	-3.86	≤11.00	PASS
		5200	-3.19	≤11.00	PASS
		5240	0.35	≤11.00	PASS
11AC40SISO	Ant0	5190	-4.41	≤11.00	PASS
		5230	-1.29	≤11.00	PASS
11AC80SISO	Ant0	5210	-6.42	≤11.00	PASS
11AX20SISO	Ant0	5180	-0.69	≤11.00	PASS
		5200	0.02	≤11.00	PASS
		5240	2.91	≤11.00	PASS
11AX40SISO	Ant0	5190	-3.61	≤11.00	PASS
		5230	-0.04	≤11.00	PASS
11AX80SISO	Ant0	5210	-7.25	≤11.00	PASS

Note: 1.The Result and Limit Unit is dBm/500 kHz in the band 5.725–5.85 GHz.

2.The Duty Cycle Factor and RBW Factor is compensated in the graph.

Test Graphs



11A_Ant0_5180



11A_Ant0_5200



11A_Ant0_5240



11N20SISO_Ant0_5180



11N20SISO_Ant0_5200



11N20SISO_Ant0_5240



11N40SISO_Ant0_5190



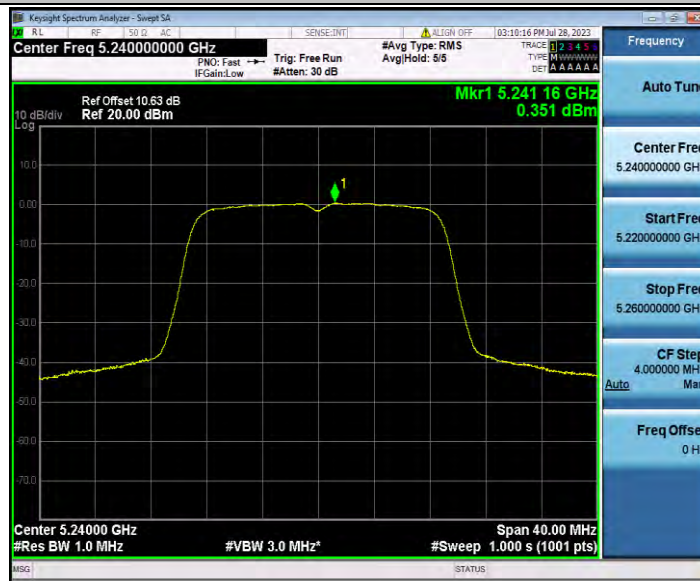
11N40SISO_Ant0_5230



11AC20SISO_Ant0_5180



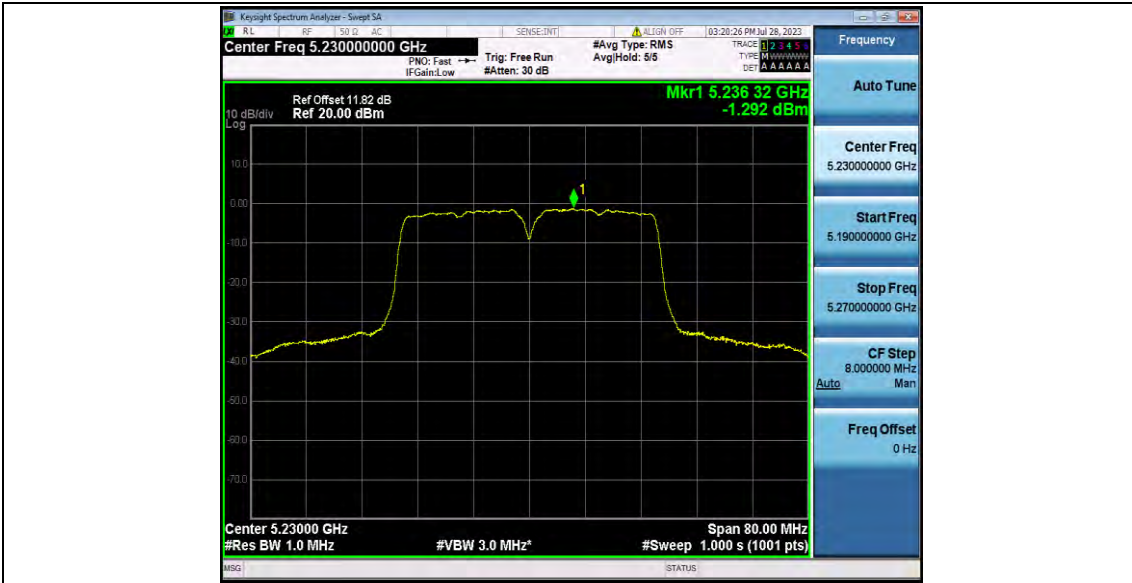
11AC20SISO_Ant0_5200



11AC20SISO_Ant0_5240



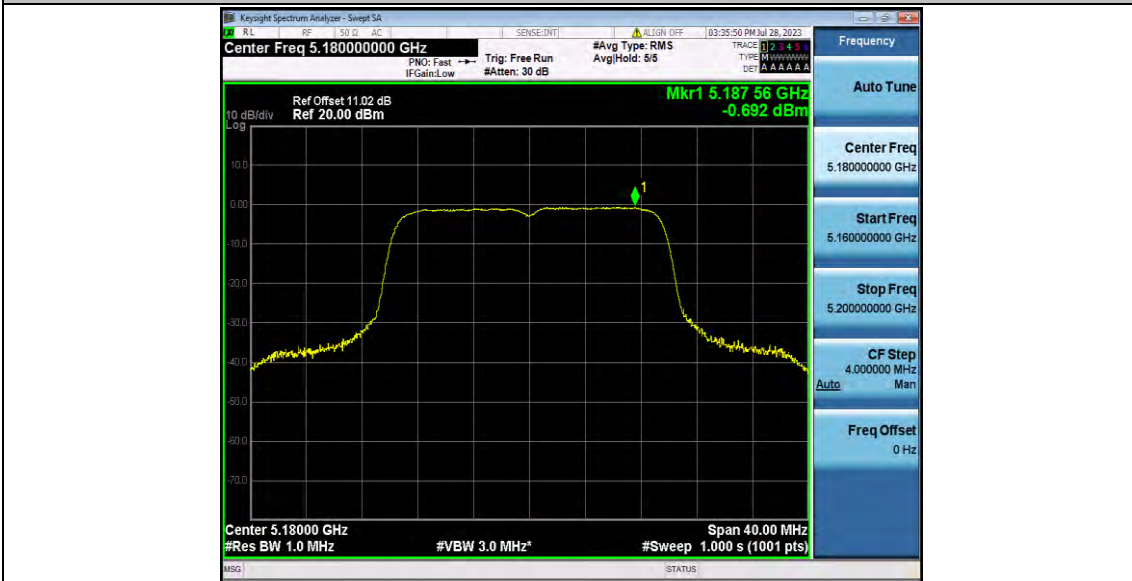
11AC40SISO_Ant0_5190



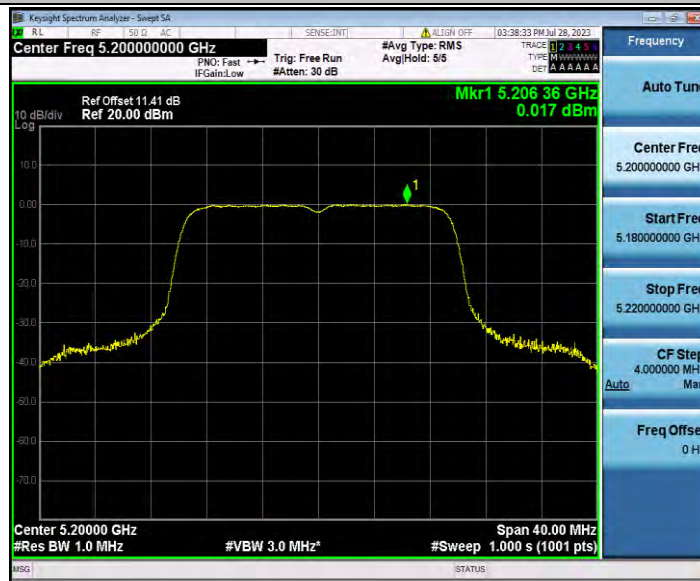
11AC40SISO_Ant0_5230



11AC80SISO_Ant0_5210



11AX20SISO_Ant0_5180



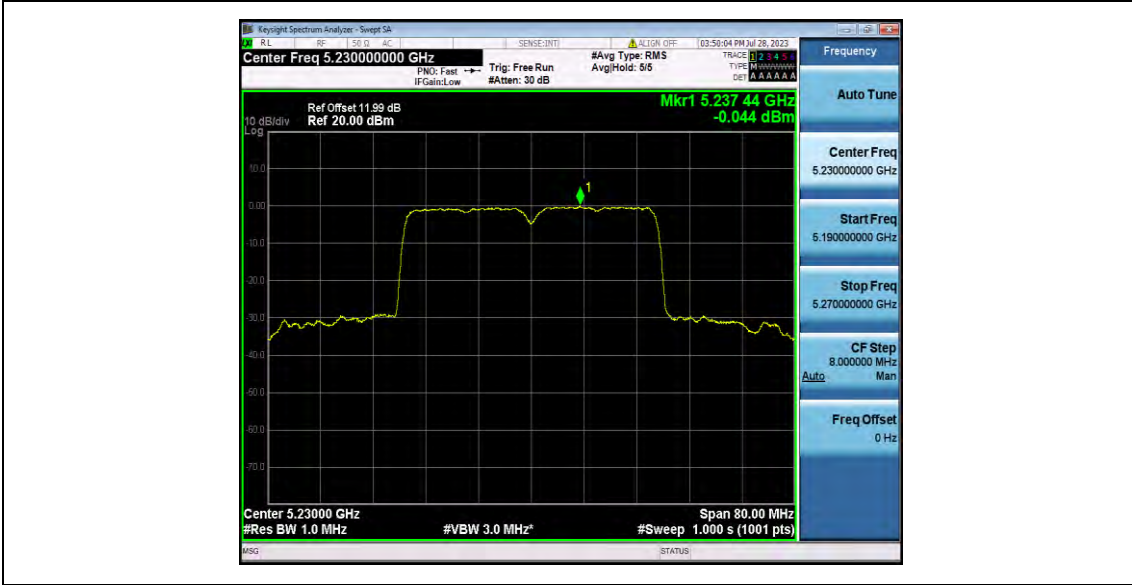
11AX20SISO_Ant0_5200



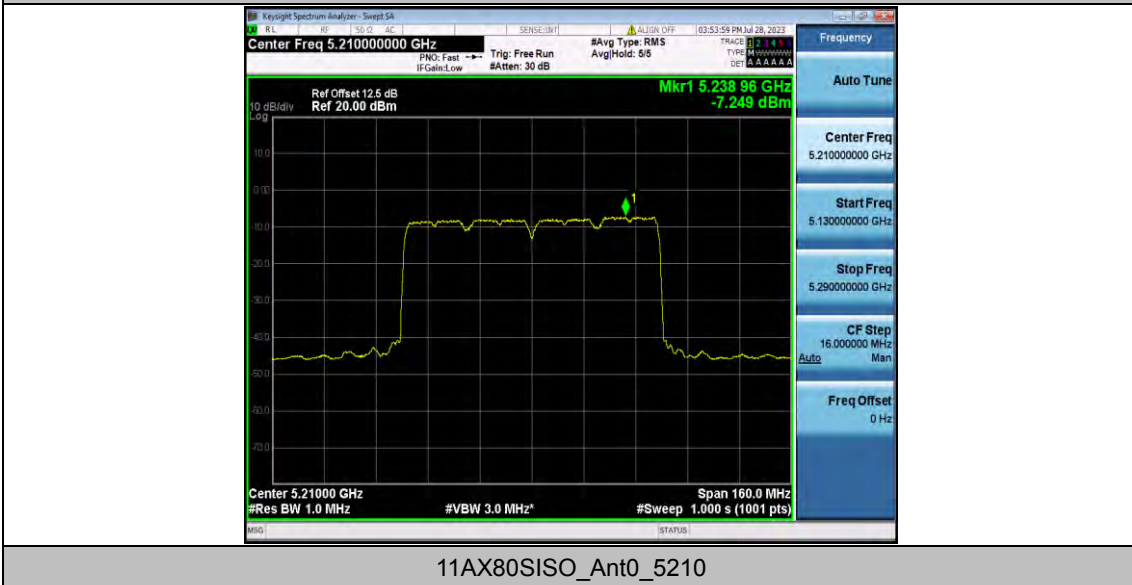
11AX20SISO_Ant0_5240



11AX40SISO_Ant0_5190



11AX40SISO_Ant0_5230



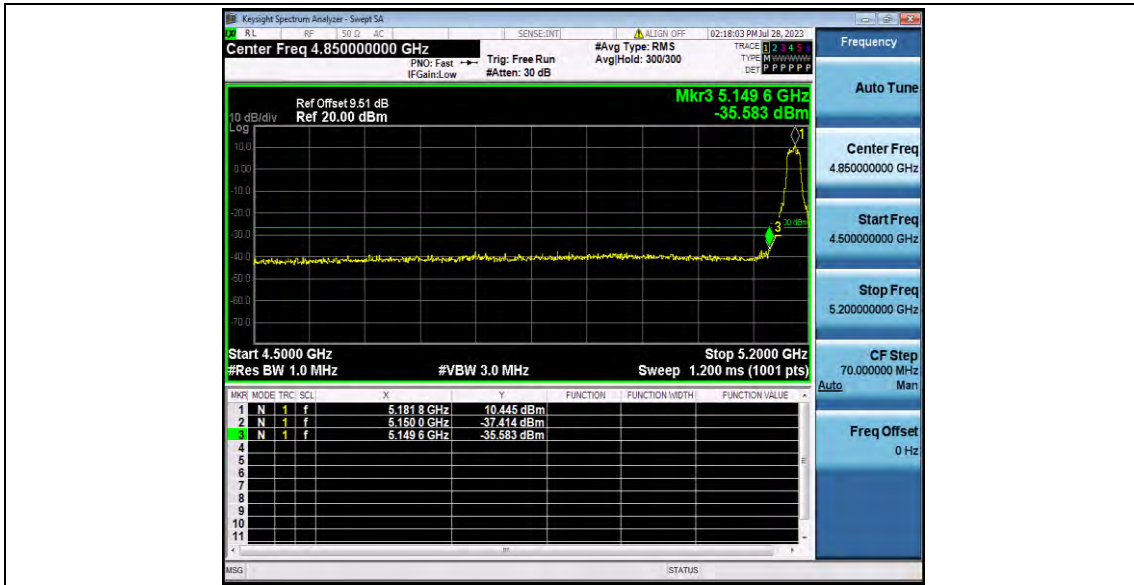
11AX80SISO_Ant0_5210

Appendix D.6: Band edge measurements

Test Result B1

Test Mode	Antenna	ChName	Frequency[MHz]	Result[dBm]	Limit[dBm]	Verdict
11A	Ant0	Low	5180	-35.58	≤ -27	PASS
		High	5240	-37.55	≤ -27	PASS
11N20SISO	Ant0	Low	5180	-35.87	≤ -27	PASS
		High	5240	-37.33	≤ -27	PASS
11N40SISO	Ant0	Low	5190	-37.75	≤ -27	PASS
		High	5230	-37.78	≤ -27	PASS
11AC20SISO	Ant0	Low	5180	-37.65	≤ -27	PASS
		High	5240	-38.25	≤ -27	PASS
11AC40SISO	Ant0	Low	5190	-30.06	≤ -27	PASS
		High	5230	-38.29	≤ -27	PASS
11AC80SISO	Ant0	Low	5210	-31.9	≤ -27	PASS
		High	5210	-37.61	≤ -27	PASS
11AX20SISO	Ant0	Low	5180	-37.35	≤ -27	PASS
		High	5240	-37.81	≤ -27	PASS
11AX40SISO	Ant0	Low	5190	-30.75	≤ -27	PASS
		High	5230	-37.89	≤ -27	PASS
11AX80SISO	Ant0	Low	5210	-35.21	≤ -27	PASS
		High	5210	-38.3	≤ -27	PASS

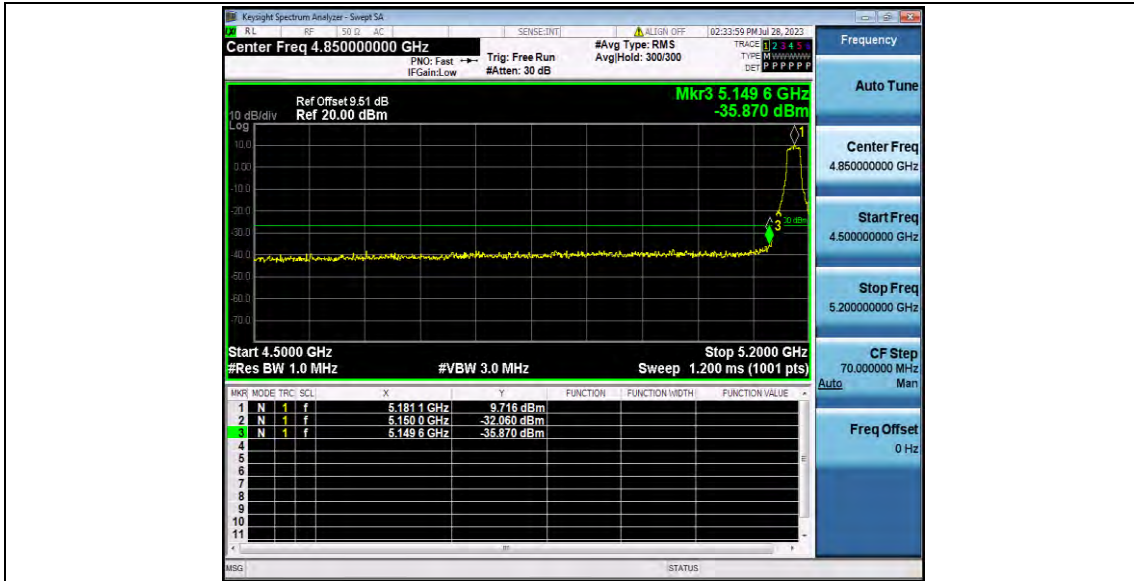
Test Graphs B1



11A_Ant0_Low_5180



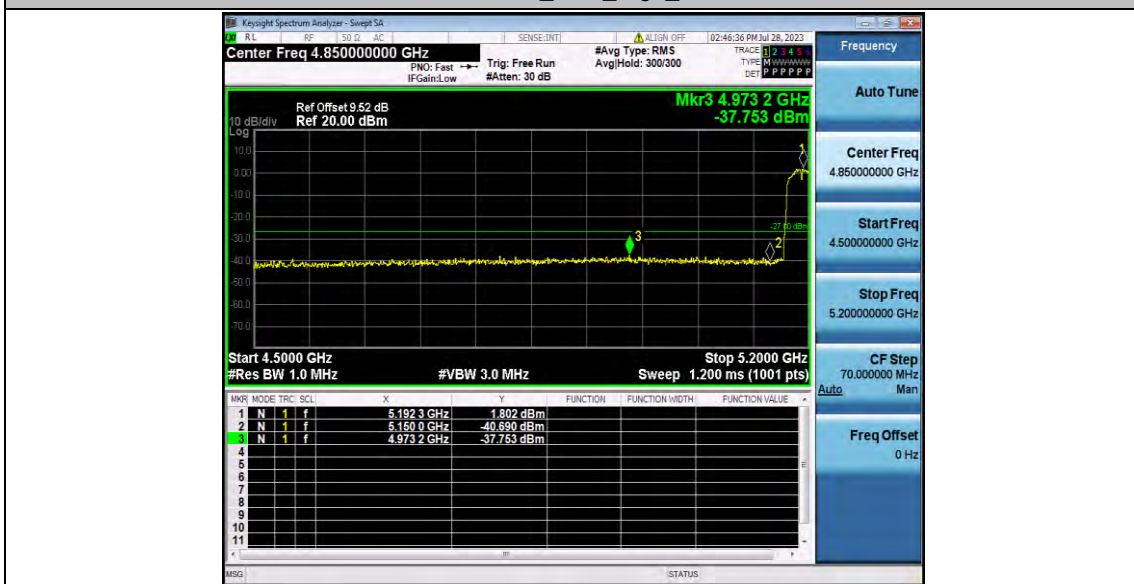
11A_Ant0_High_5240



11N20SISO_Ant0_Low_5180



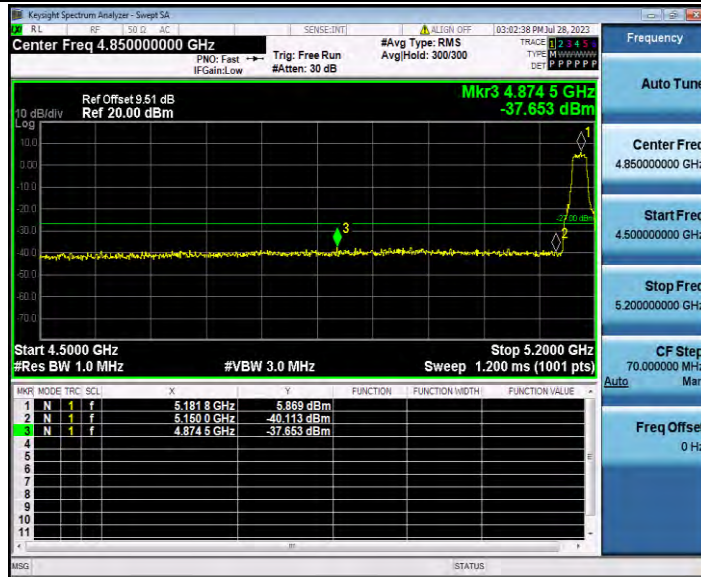
11N20SISO_Ant0_High_5240



11N40SISO_Ant0_Low_5190



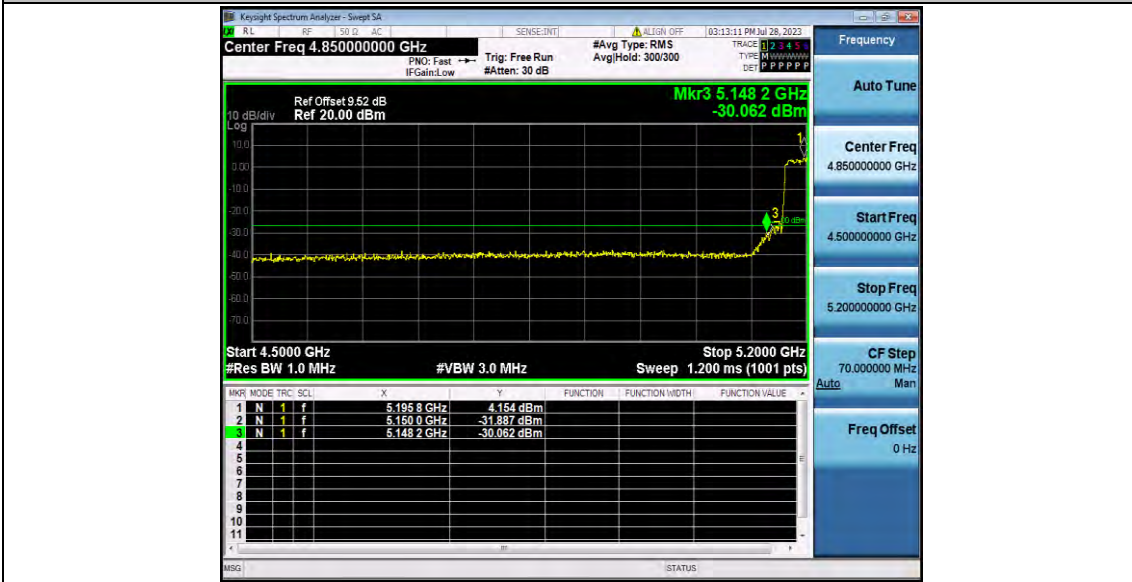
11N40SISO_Ant0_High_5230



11AC20SISO_Ant0_Low_5180



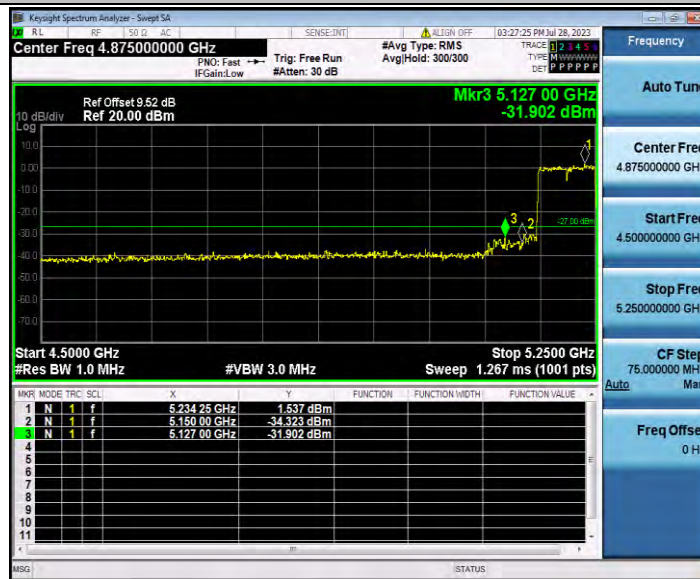
11AC20SISO_Ant0_High_5240



11AC40SISO_Ant0_Low_5190



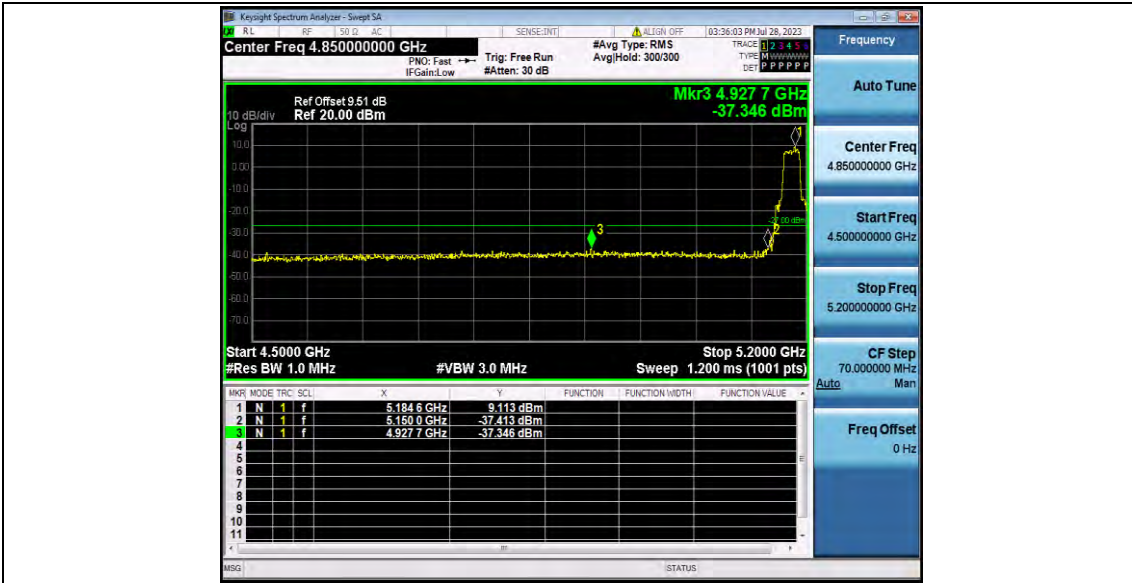
11AC40SISO_Ant0_High_5230



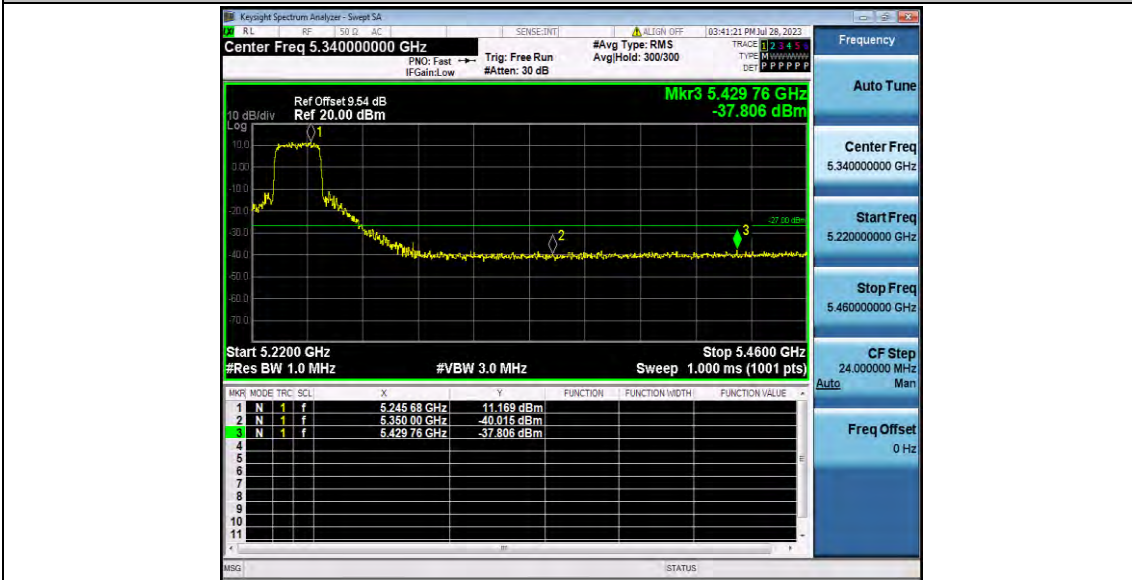
11AC80SISO_Ant0_Low_5210



11AC80SISO_Ant0_High_5210



11AX20SISO_Ant0_Low_5180



11AX20SISO_Ant0_High_5240



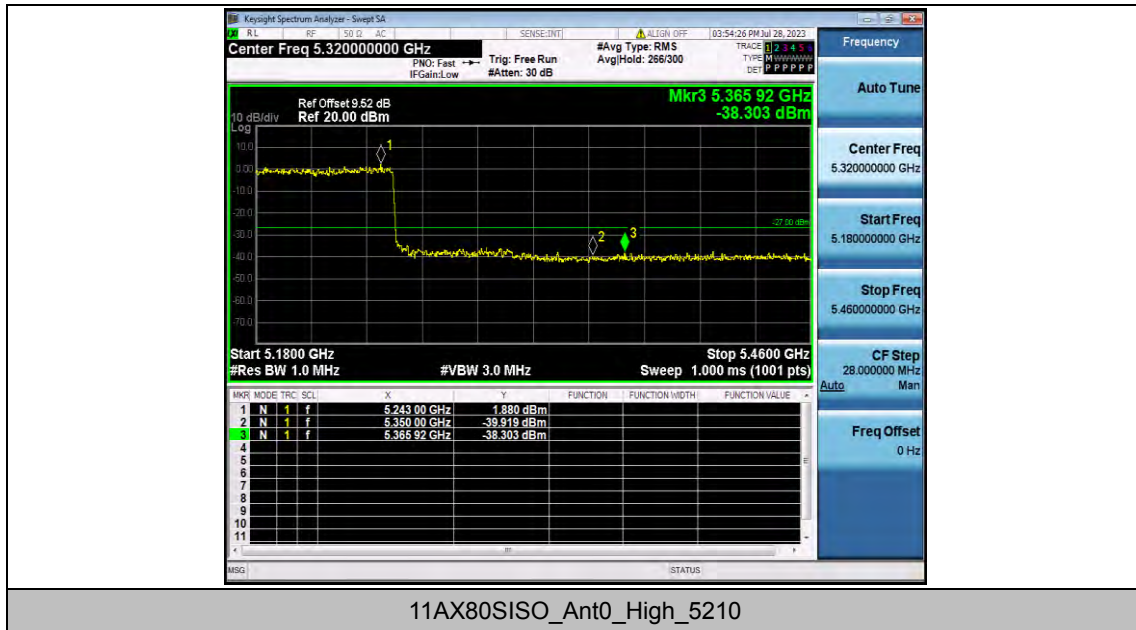
11AX40SISO_Ant0_Low_5190



11AX40SISO_Ant0_High_5230



11AX80SISO_Ant0_Low_5210



Appendix D.7: Conducted Spurious Emission

Test Result

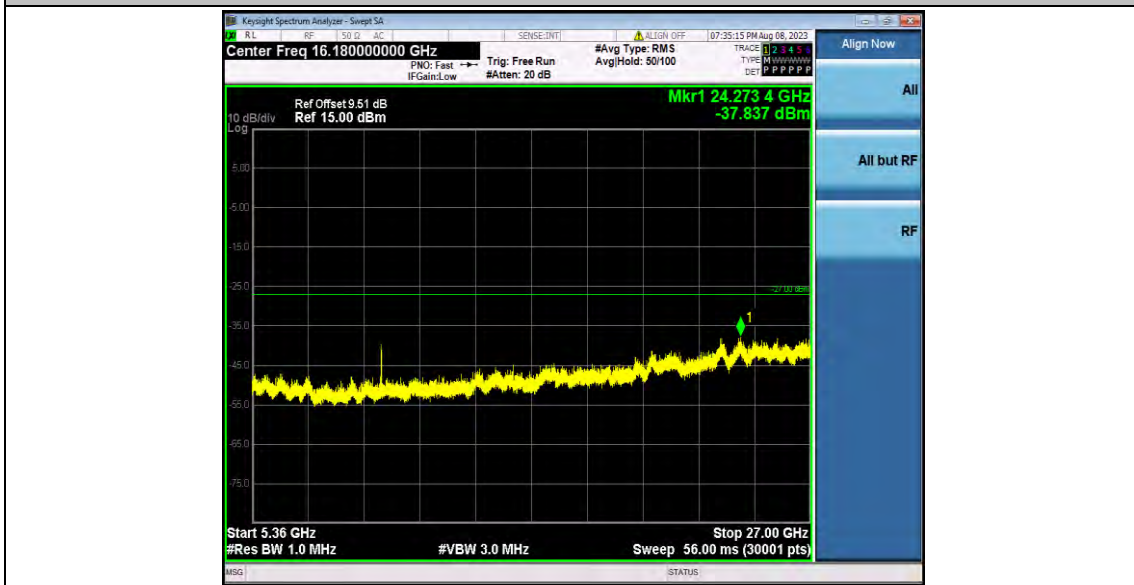
Test Mode	Antenna	Frequency[MHz]	FreqRange [MHz]	Max. Fre [MHz]	Max. Level [dBm]	Limit [dBm]	Verdict
11A	Ant0	5180	30~5140	4697.81	-47.18	≤-27	PASS
			5360~40000	24273.36	-37.84	≤-27	PASS
		5200	30~5140	4980.74	-46.33	≤-27	PASS
			5360~40000	25715.31	-37.98	≤-27	PASS
		5240	30~5140	4991.98	-46.67	≤-27	PASS
			5360~40000	10480.02	-34.1	≤-27	PASS
11N20SISO	Ant0	5180	30~5140	4942.92	-46.83	≤-27	PASS
			5360~40000	23575.11	-37.87	≤-27	PASS
		5200	30~5140	1717.32	-44.5	≤-27	PASS
			5360~40000	10398.51	-37.74	≤-27	PASS
		5240	30~5140	4893.7	-46.75	≤-27	PASS
			5360~40000	10480.02	-34.26	≤-27	PASS
11N40SISO	Ant0	5190	30~5140	3057.68	-47.31	≤-27	PASS
			5360~40000	26945.9	-37.76	≤-27	PASS
		5230	30~5140	2591.81	-47.53	≤-27	PASS
			5360~40000	24324.57	-38.32	≤-27	PASS
11AC20SISO	Ant0	5180	30~5140	3204.5	-47.15	≤-27	PASS
			5360~40000	23512.35	-38.3	≤-27	PASS
		5200	30~5140	2677.66	-47.05	≤-27	PASS
			5360~40000	24316.64	-37.89	≤-27	PASS
		5240	30~5140	2659.27	-47.29	≤-27	PASS
			5360~40000	24333.23	-37.23	≤-27	PASS
11AC40SISO	Ant0	5190	30~5140	4870.36	-47.12	≤-27	PASS
			5360~40000	23555.63	-37.38	≤-27	PASS
		5230	30~5140	5055.17	-47.22	≤-27	PASS
			5360~40000	26800.19	-38.11	≤-27	PASS
11AC80SISO	Ant0	5210	30~5140	5139.15	-41.86	≤-27	PASS
			5360~40000	23489.99	-38.12	≤-27	PASS
11AX20SISO	Ant0	5180	30~5140	2671.87	-46.83	≤-27	PASS
			5360~40000	26884.59	-37.9	≤-27	PASS
		5200	30~5140	5135.91	-45.95	≤-27	PASS
			5360~40000	24302.93	-37.54	≤-27	PASS
		5240	30~5140	5002.54	-46.28	≤-27	PASS
			5360~40000	10479.3	-37.19	≤-27	PASS
11AX40SISO	Ant0	5190	30~5140	4896.76	-46.6	≤-27	PASS
			5360~40000	25091.35	-38.31	≤-27	PASS

		5230	30~5140	2732.85	-47.32	≤-27	PASS
			5360~40000	24201.95	-37.94	≤-27	PASS
11AX80SISO	Ant0	5210	30~5140	5119.9	-43.81	≤-27	PASS
			5360~40000	26606.87	-37.77	≤-27	PASS

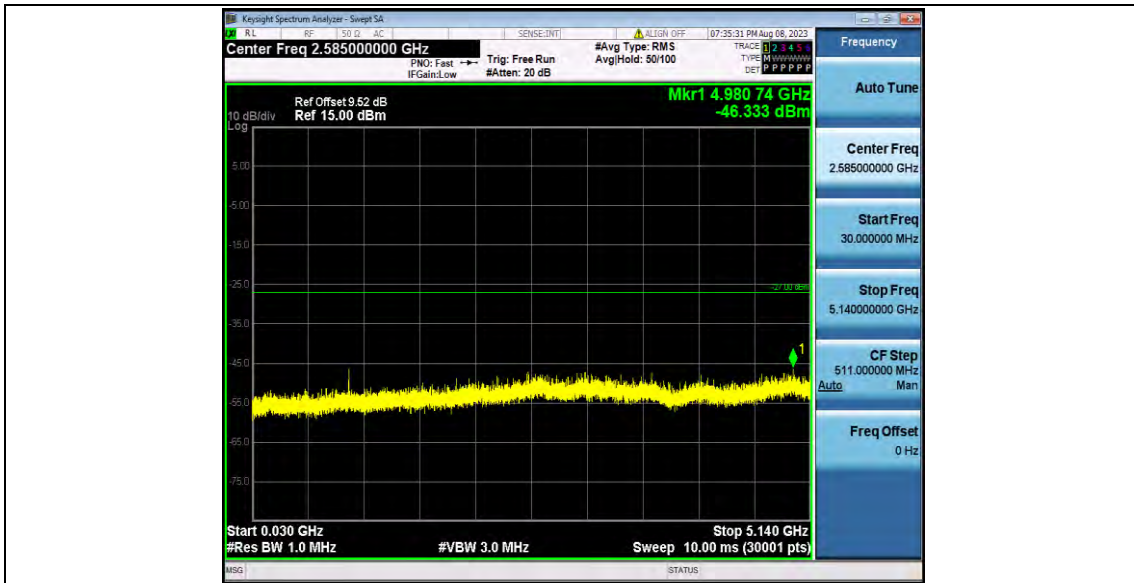
Test Graphs



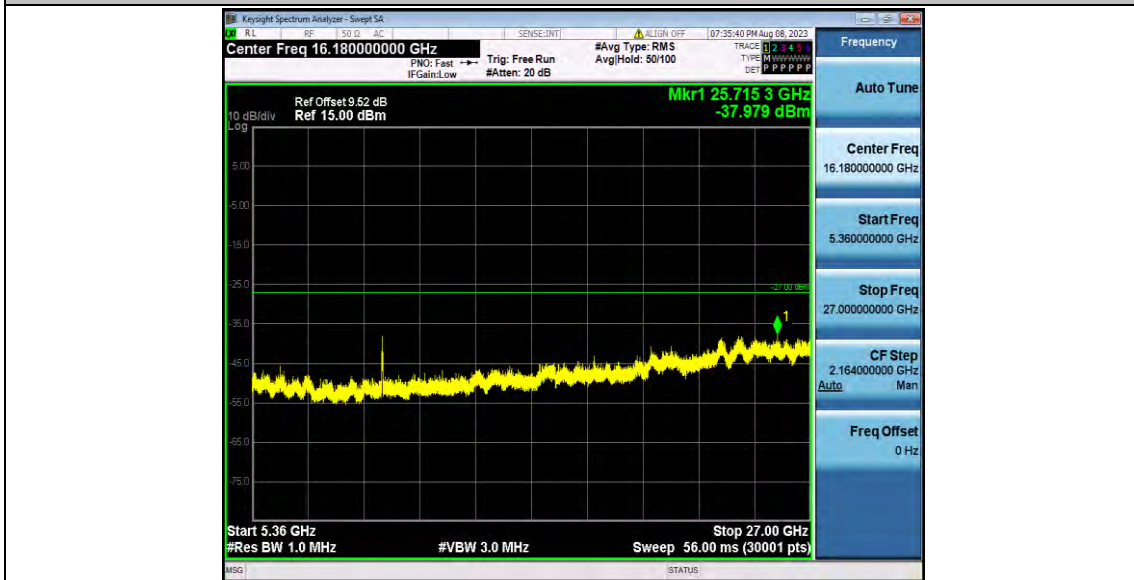
11A_Ant0_5180_30~5140



11A_Ant0_5180_5360~40000



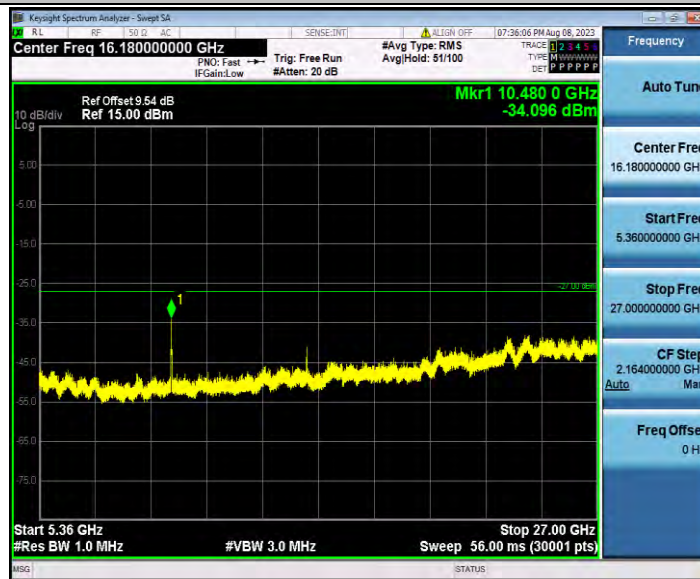
11A_Ant0_5200_30~5140



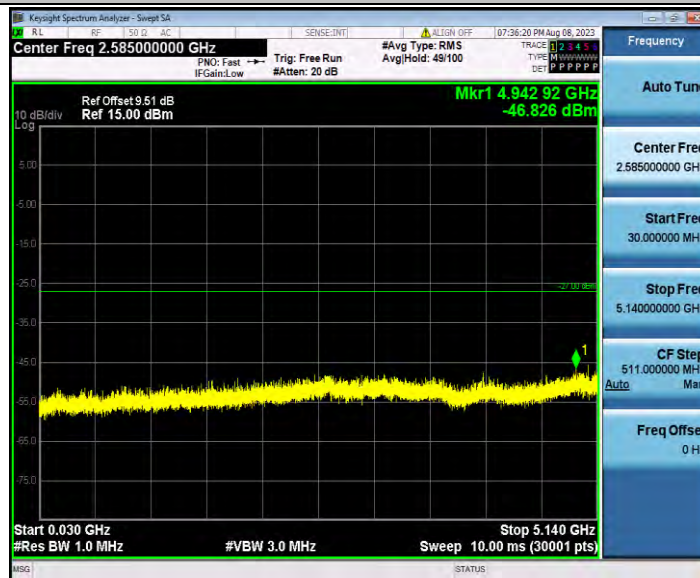
11A_Ant0_5200_5360~40000



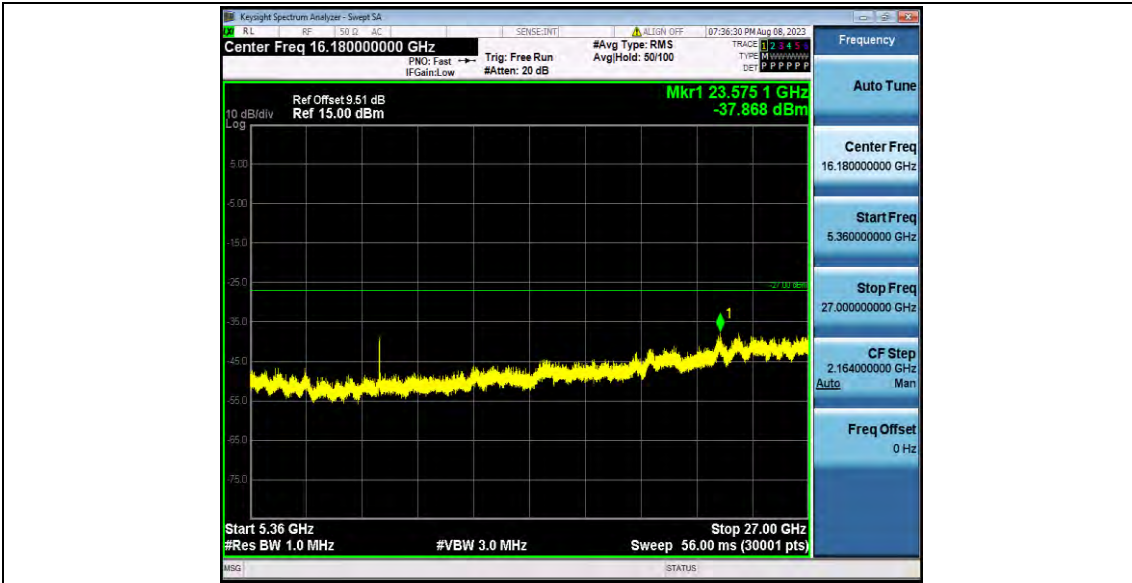
11A_Ant0_5240_30~5140



11A_Ant0_5240_5360~40000



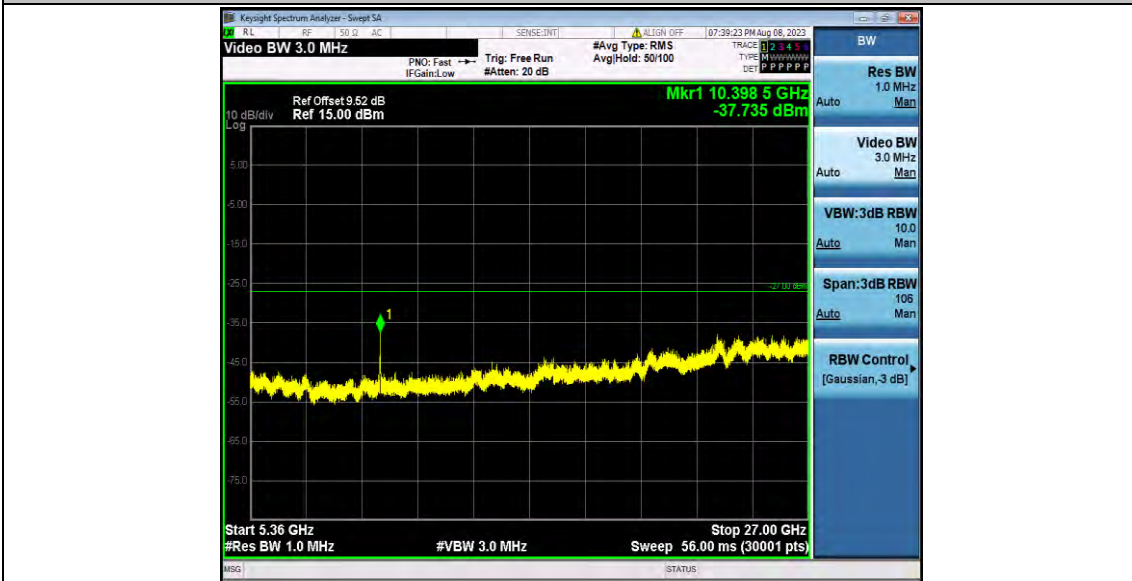
11N20SISO_Ant0_5180_30~5140



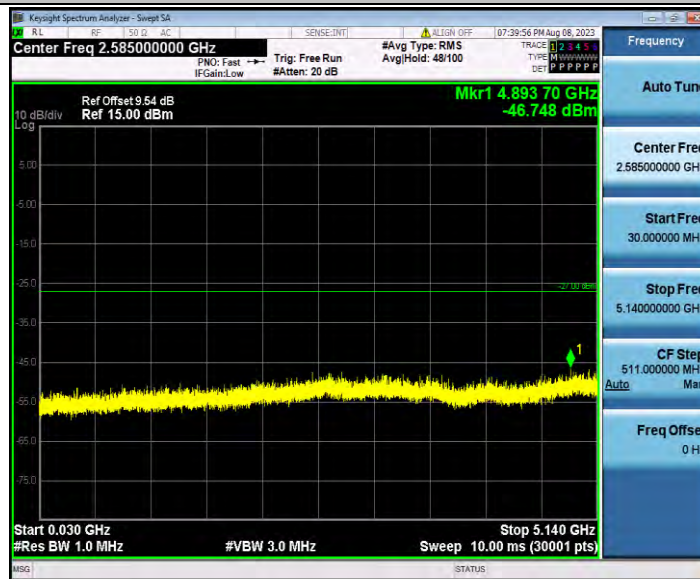
11N20SISO_Ant0_5180_5360~40000



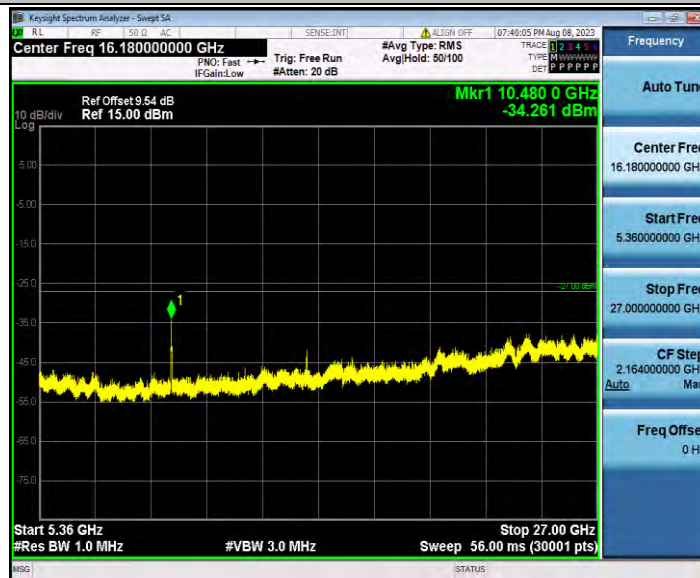
11N20SISO_Ant0_5200_30~5140



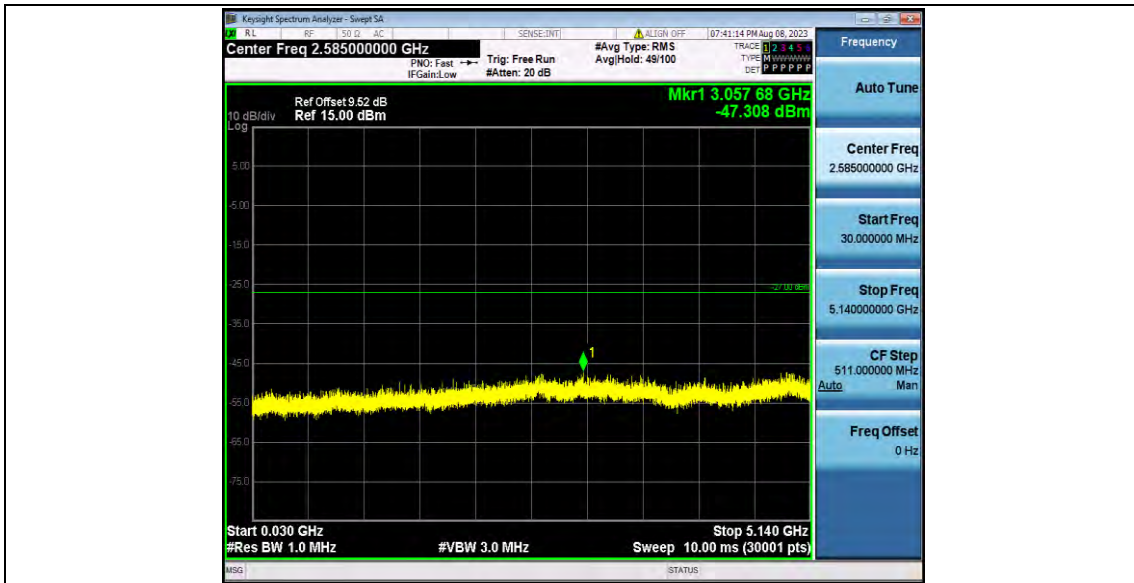
11N20SISO_Ant0_5200_5360~40000



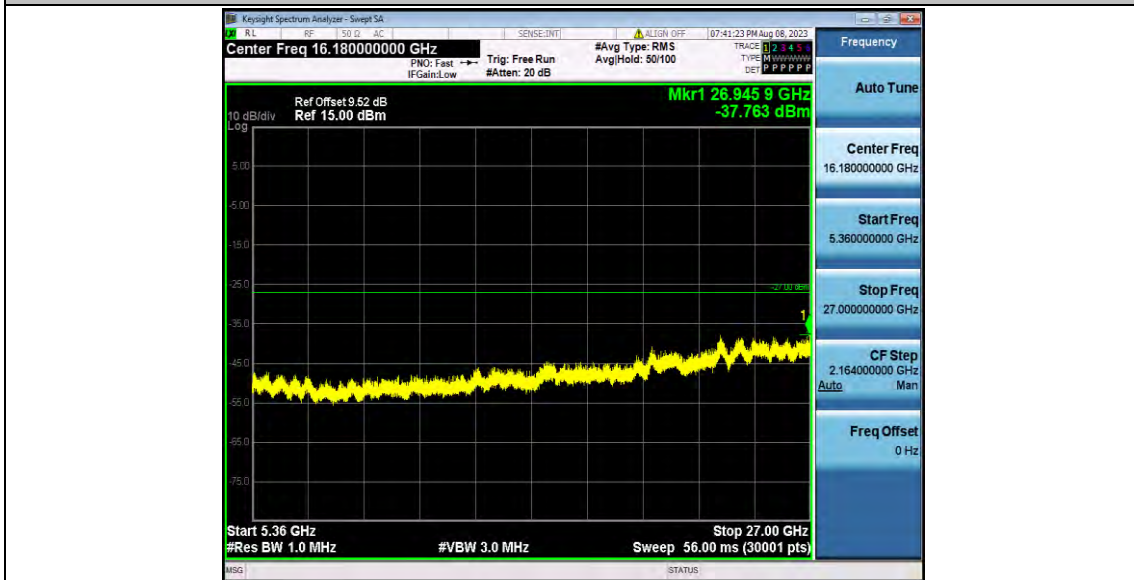
11N20SISO_Ant0_5240_30~5140



11N20SISO_Ant0_5240_5360~40000



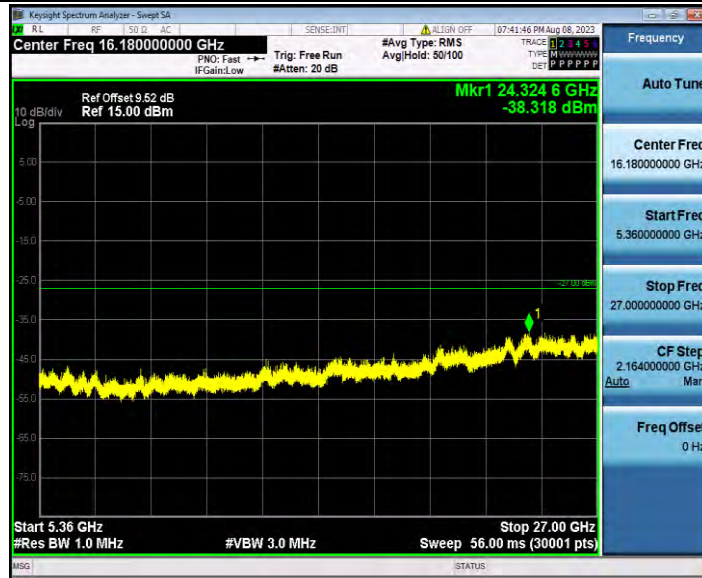
11N40SISO_Ant0_5190_30~5140



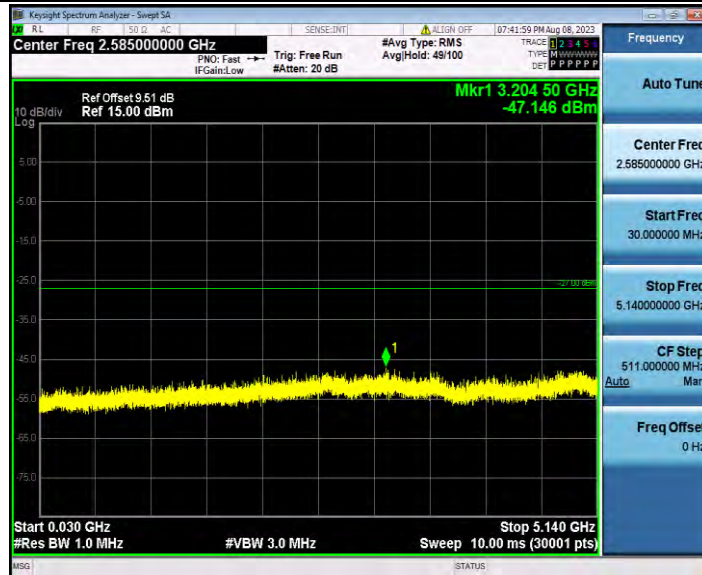
11N40SISO_Ant0_5190_5360~40000



11N40SISO_Ant0_5230_30~5140



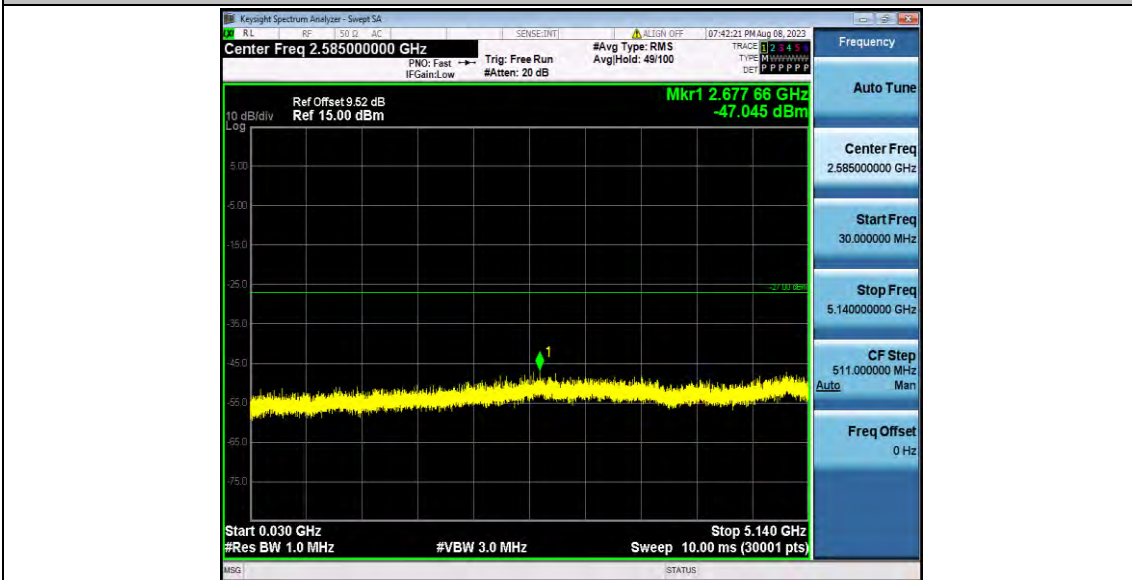
11N40SISO_Ant0_5230_5360~40000



11AC20SISO_Ant0_5180_30~5140



11AC20SISO_Ant0_5180_5360~4000



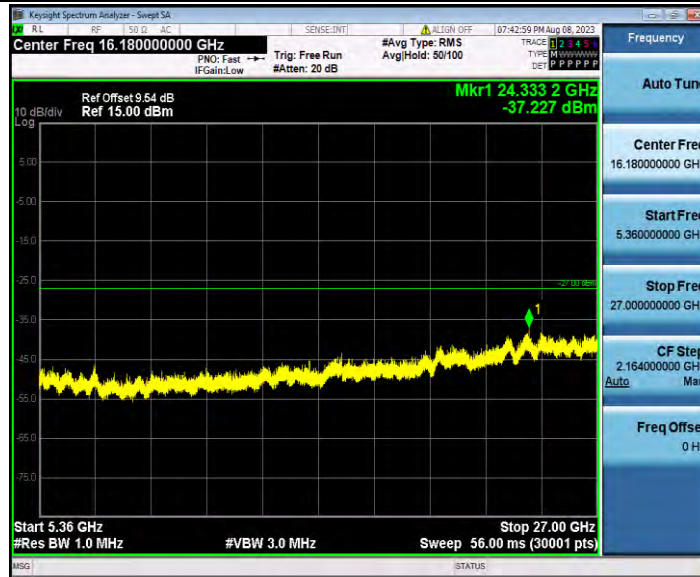
11AC20SISO_Ant0_5200_30~5140



11AC20SISO_Ant0_5200_5360~40000



11AC20SISO_Ant0_5240_30~5140



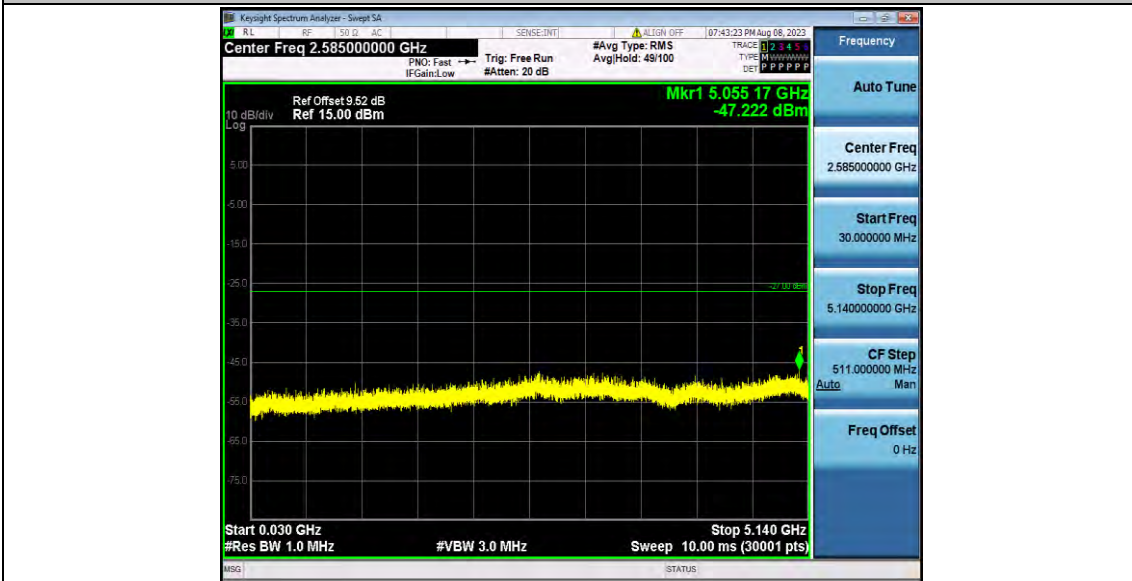
11AC20SISO_Ant0_5240_5360~40000



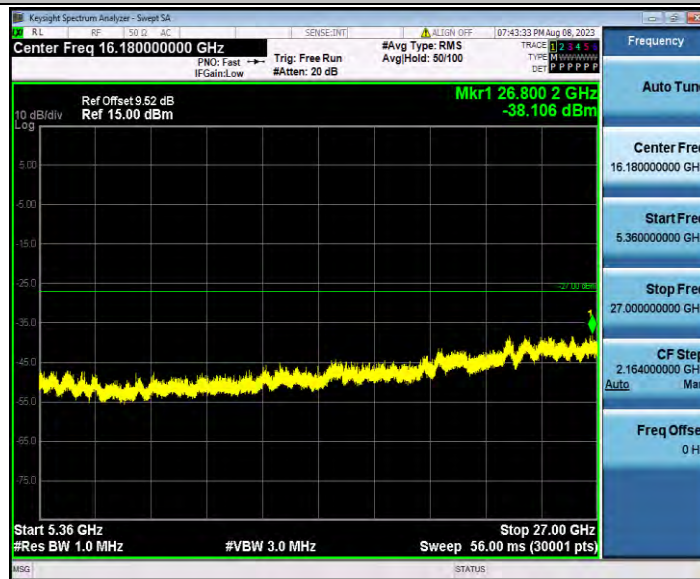
11AC40SISO_Ant0_5190_30~5140



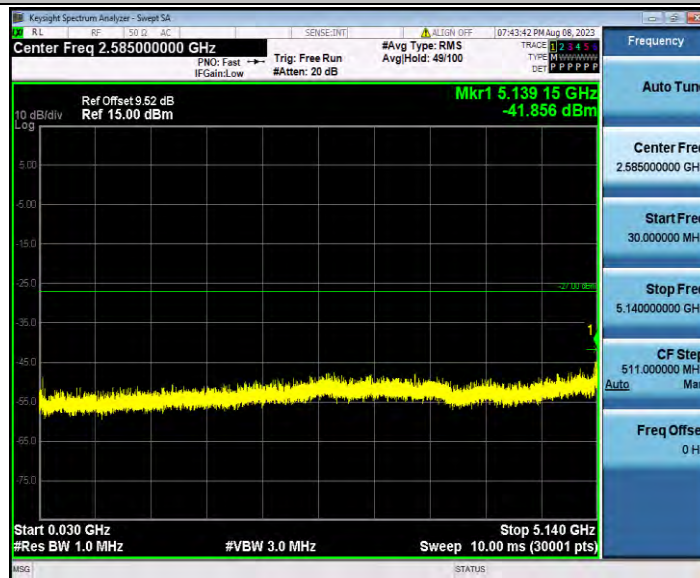
11AC40SISO_Ant0_5190_5360~40000



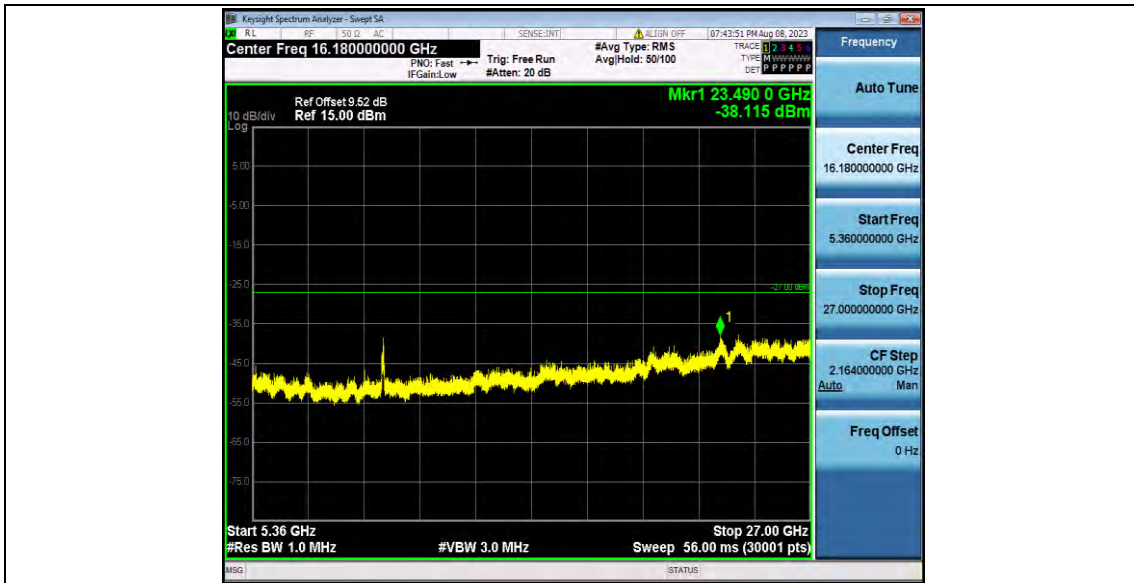
11AC40SISO_Ant0_5230_30~5140



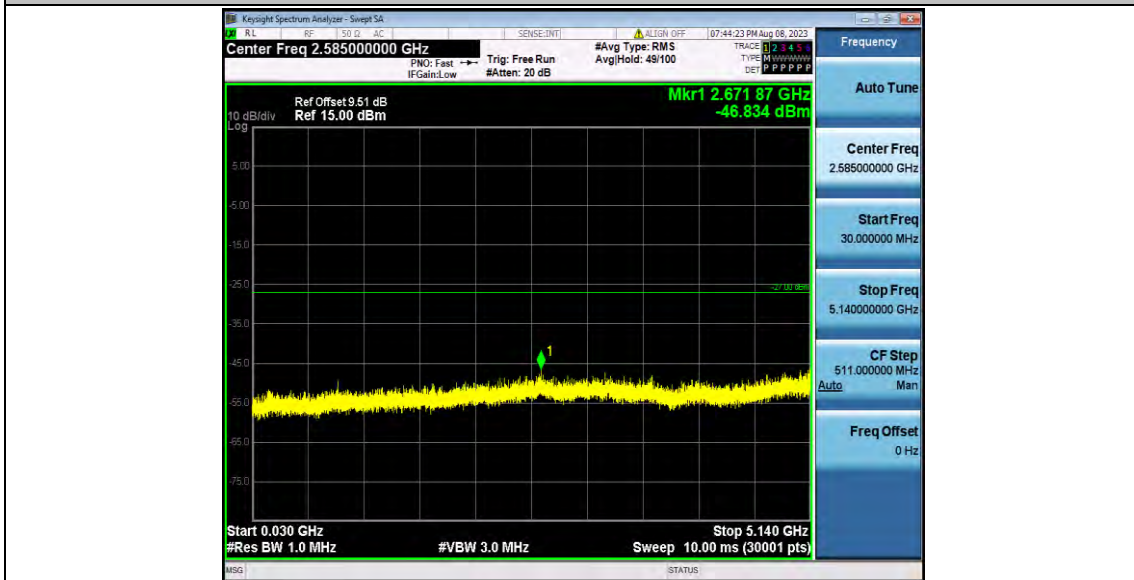
11AC40SISO_Ant0_5230_5360~40000



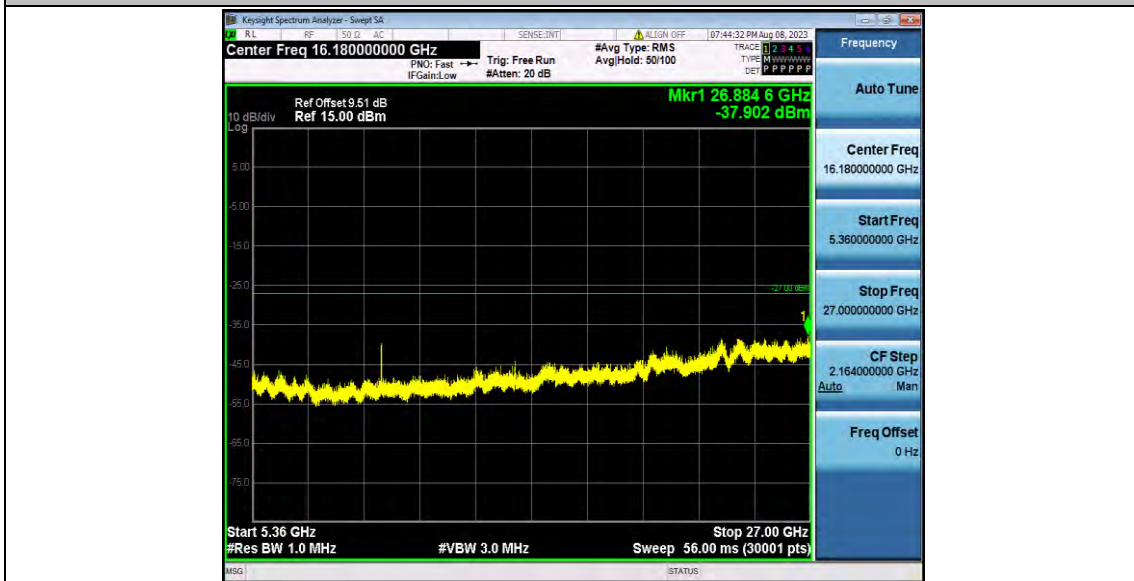
11AC80SISO_Ant0_5210_30~5140



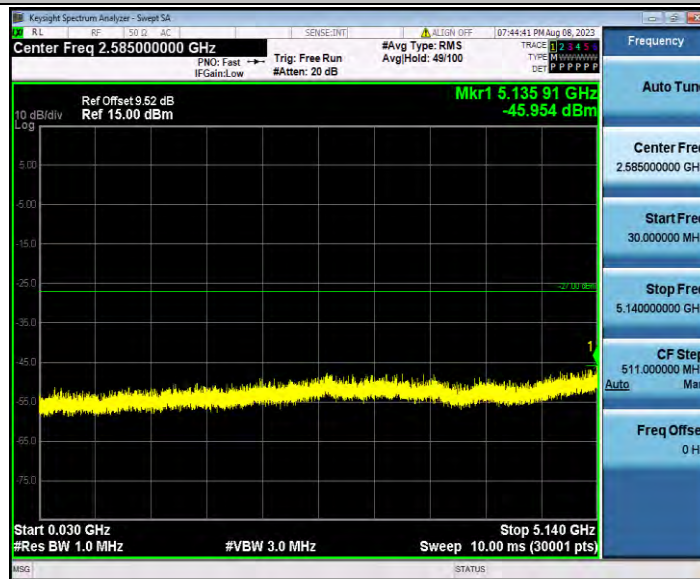
11A80SISO_Ant0_5210_5360~4000



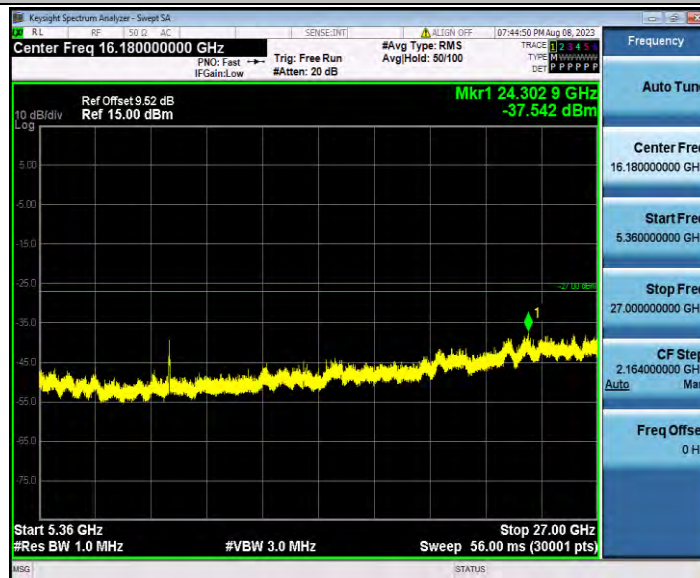
11A20SISO_Ant0_5180_30~5140



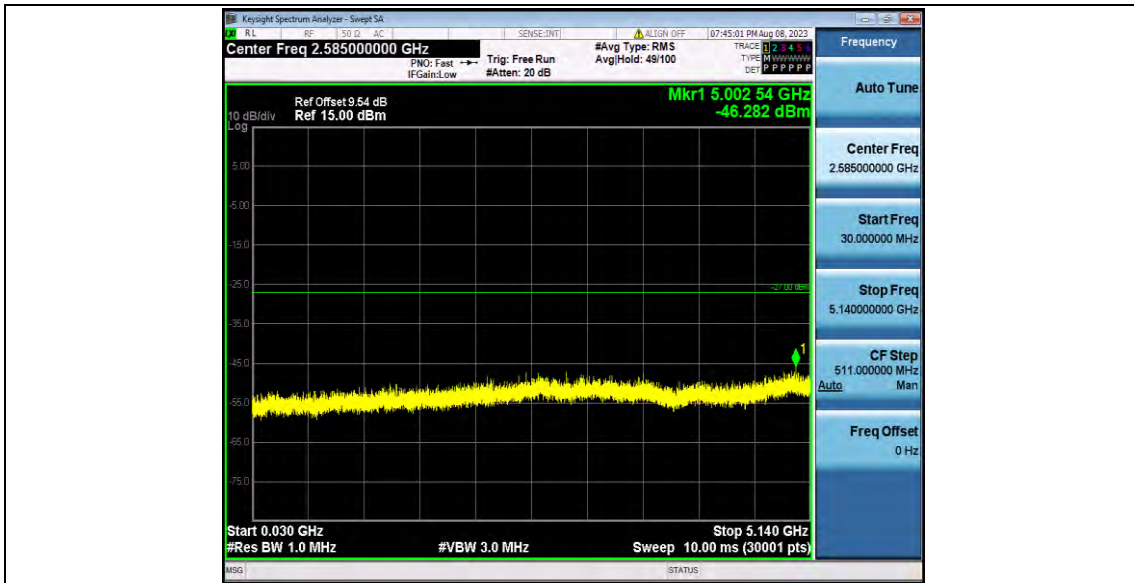
11AX20SISO_Ant0_5180_5360~40000



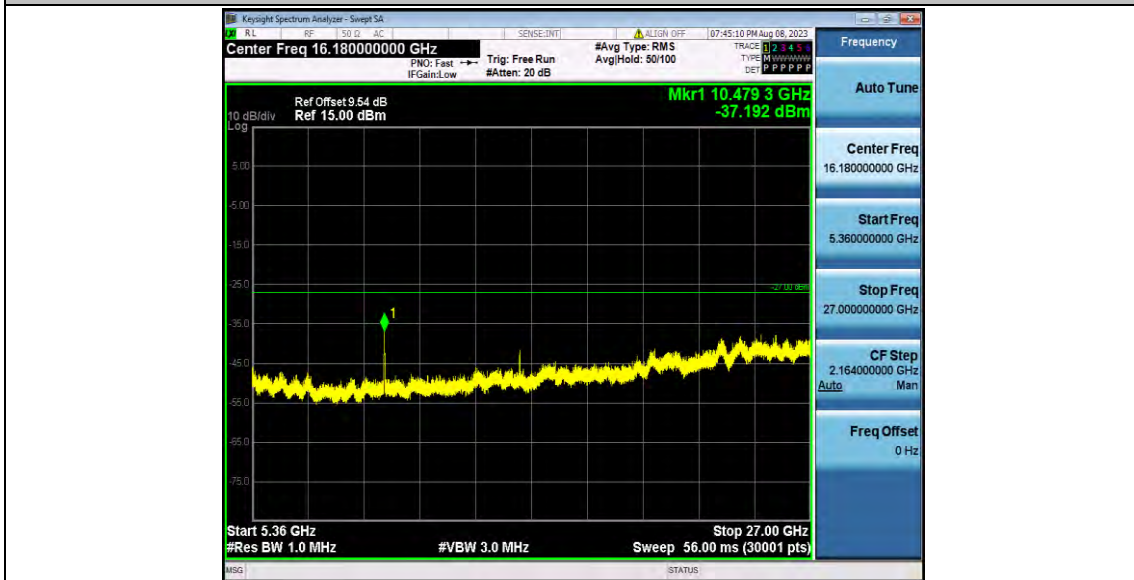
11AX20SISO_Ant0_5200_30~5140



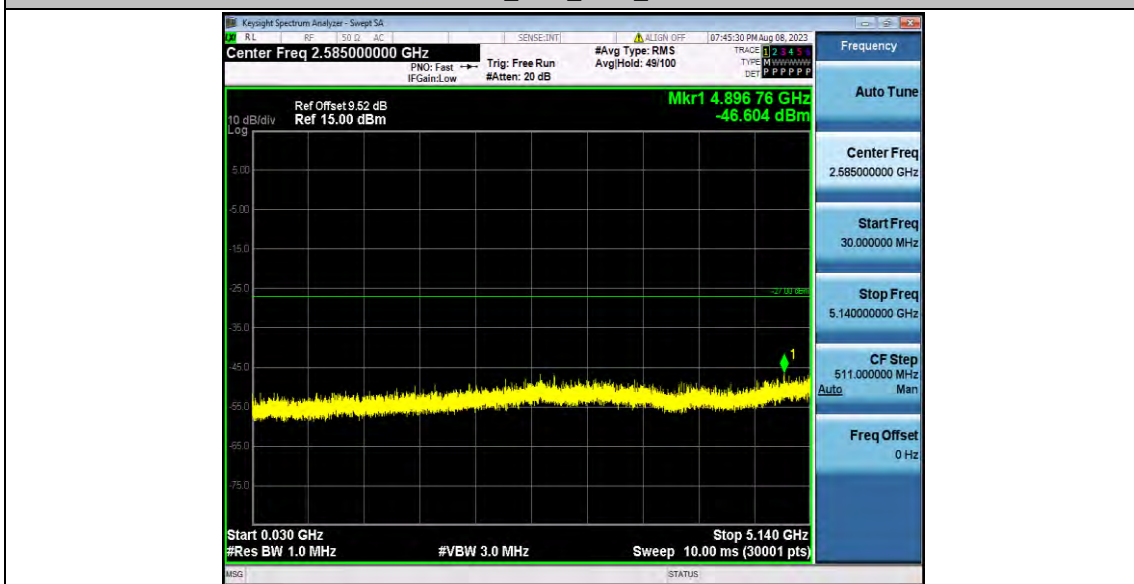
11AX20SISO_Ant0_5200_5360~40000



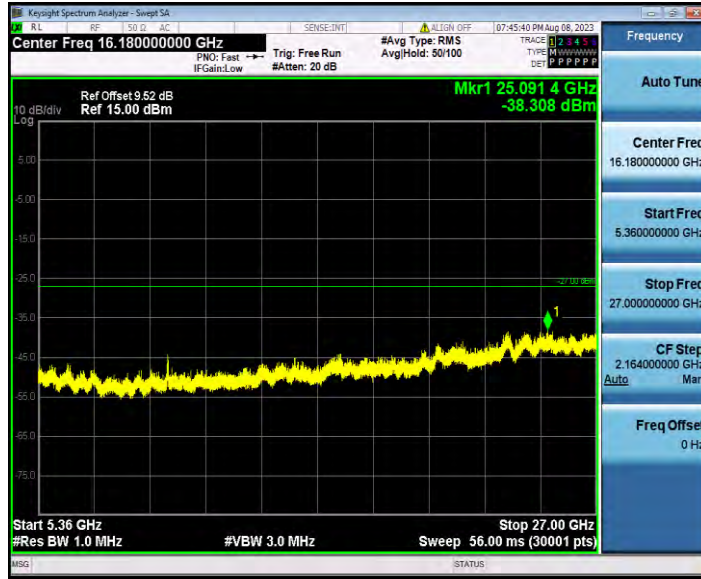
11AX20SISO_Ant0_5240_30~5140



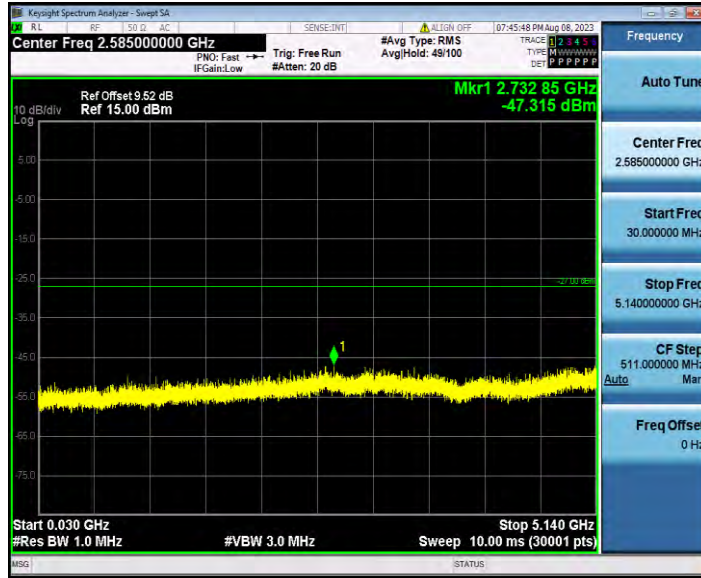
11AX20SISO_Ant0_5240_5360~40000



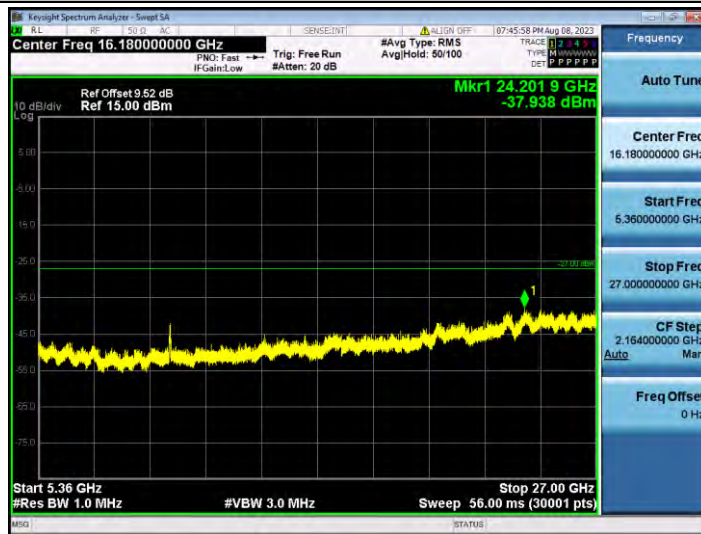
11AX40SISO_Ant0_5190_30~5140



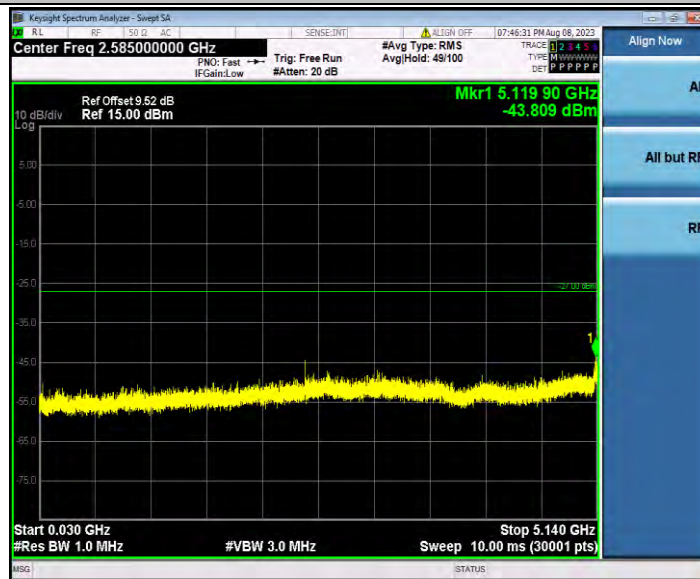
11AX40SISO_Ant0_5190_5360~40000



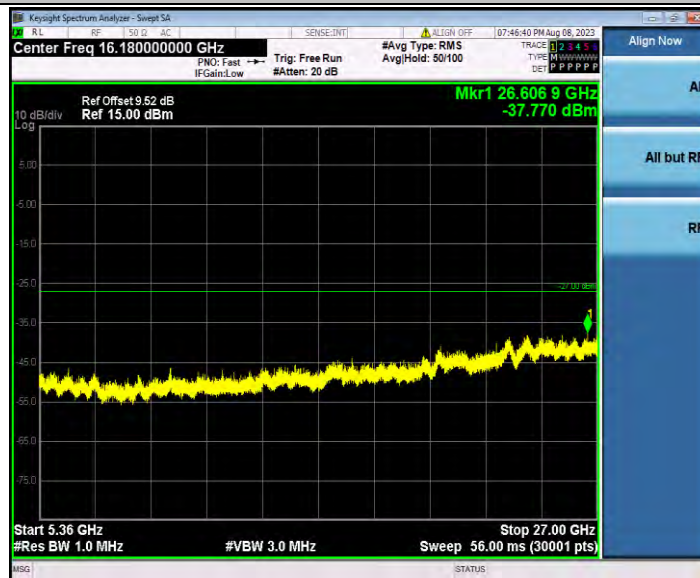
11AX40SISO_Ant0_5230_30~5140



11AX40SISO_Ant0_5230_5360~40000



11AX80SISO_Ant0_5210_30~5140



11AX80SISO_Ant0_5210_5360~40000