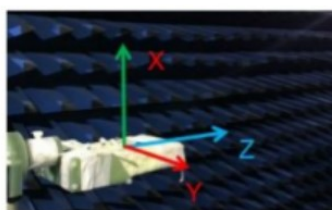



1. Antenna Information

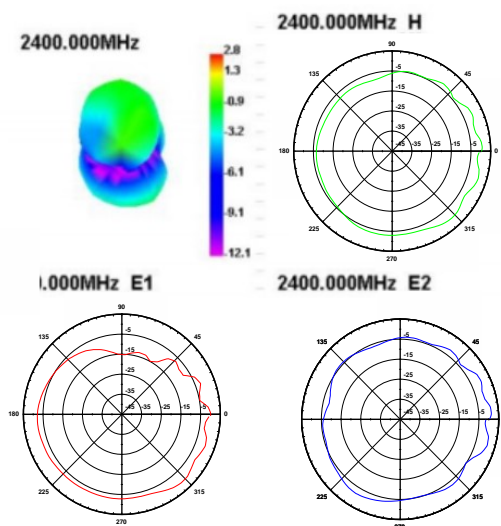
Manufacturer	Hangzhou TUYA
Model	WR3
Type	PCB
Gain	2.5dBi

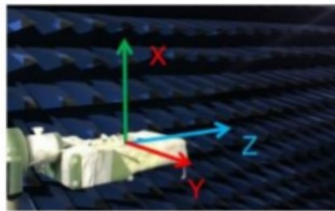
2. Radiation Pattern



2400 MHz
ANT

H_i : XY
E1 : XZ
E2 : YZ

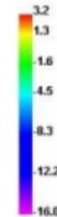





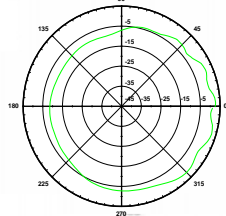
H : XY
 E1 : XZ
 E2 : YZ

2450 MHz
 ANT

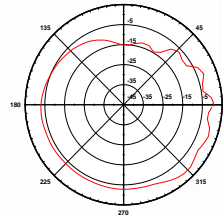
2450.000MHz



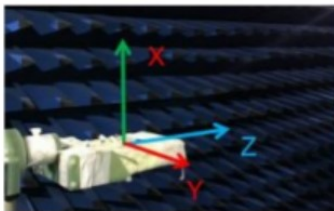
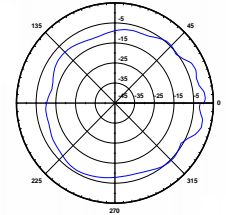
2450.000MHz H



2450.000MHz E1




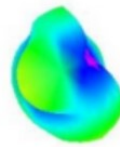
2450.000MHz E2



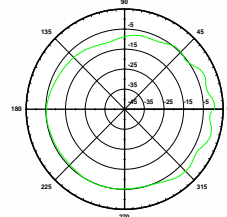
H : XY
 E1 : XZ
 E2 : YZ

2500 MHz
 ANT

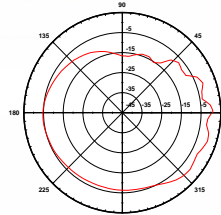
2500.000MHz



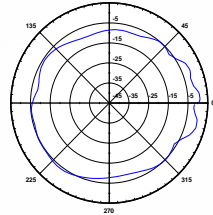
2500.000MHz H



2500.000MHz E1



2500.000MHz E2



3. Gain table of Antenna

Frequency (MHz)	ANT	
	Efficiency (%)	Peak Gain (dBi)
2400	43.1	1.77
2410	44.98	1.33
2420	43.57	1.17
2430	44.18	1.34
2440	44.55	1.56
2450	45.83	2.50
2460	46.48	1.69
2470	46.31	1.42
2480	45.7	1.03
2490	44.19	1.29
2500	41.61	1.14

PCB 尺寸为 $16\pm 0.35\text{mm}$ (W) $\times 24\pm 0.35\text{mm}$ (L) $\times 0.8\pm 0.1\text{mm}$ (H)。

