


80mm

# W20使用说明书



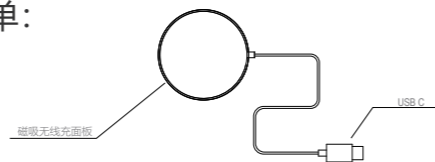
使用本产品之前, 请仔细阅读本说明书

## 1.基本参数:

产品名称: 磁吸无线充电器  
 产品型号: W20  
 产品颜色: 白色  
 输入接口: USB C  
 输入电压: QC (5V/9V)、PD (5V/9V)  
 有效距离: ≤3mm  
 异物检测: 有  
 保护功能: 过压保护、过流保护、短路保护、过温保护  
 兼容标准: Qi (BPP-5W、EPP-15W)、Samsung 10W、  
 工作环境: 0-35°C

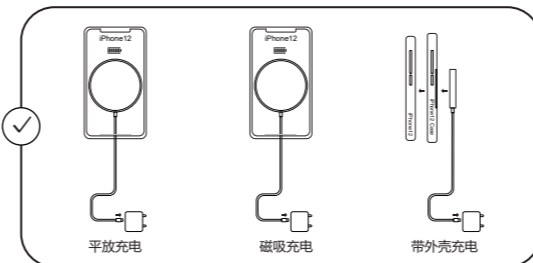
## 2.包装清单:

无线充电器\*1  
 说明书\*1  
 彩盒\*1



## 3.使用说明

- 1.连接好USB C插头与USB C适配器;
- 2.连接好磁吸无线充面板与手机;



注意:  
 1.磁吸功能仅限与iPhone12系列手机, 其他手机内部没有磁铁, 无法与无线充磁性吸附;  
 2.手机壳厚度会影响磁吸吸附效果, 手机壳厚度越厚, 吸附力越小, 建议使用苹果原装内置磁铁的保护壳;  
 3.请使用支持PD或者QC协议, 并且输出功率≥18W的USB C适配器。

## 4.温馨提示

- 1.充电时, 手机与无线充面板之间不能夹放金属物体。
- 2.无线充面板为易碎品, 破裂后会形成锋利的片状物, 注意避免外力破坏。
- 3.无线充电时, 手机会根据内部温度调节充电功率, 避免过高温度损坏手机。
- 4.产品如有进水请勿使用, 以免短路引起火灾。
- 5.请使用干燥软布清洁表面, 不要用化妆品、肥皂或者洗涤剂清洗。




## FCC警告声明

未经负责合规方明确批准的更改或修改可能会使用户丧失操作设备的权限。

根据FCC规则的第15部分, 该设备已经过测试, 证明符合B类数字设备的限制。这些限制旨在为住宅安装中的有害干扰提供合理的保护。本设备会产生, 使用并辐射射频能量, 如果未按照说明进行安装和使用, 可能会对无线电通信造成有害干扰。但是, 不能保证在特定安装中不会发生干扰。如果此设备确实对无线电或电视接收造成有害干扰(可以通过打开和关闭设备来确定), 则鼓励用户尝试通过以下一种或多种措施来纠正干扰:  
 - 重新调整或摆放接收天线。  
 - 增加设备和接收器之间的距离。

80mm

# W20 User Manual



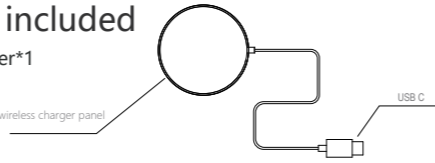
Thank you for purchasing our product. Please read this manual carefully before use.

## 1.Specification

Name: Magnetic Wireless Charger  
 Model: W20  
 Color: white  
 Charging Port: USB C  
 Input Voltage: QC(5V/9V),PD(5V/9V).  
 Effective Charging Distance: ≤3mm  
 FOD(Foreign Object Detect): yes  
 Protection: over-voltage, over-current, short-circuit, over-temperature.  
 Compatibility: Qi(BPP-5W,EPP-15W), Samsung 10W.  
 Operating Temperature: 0-35°C

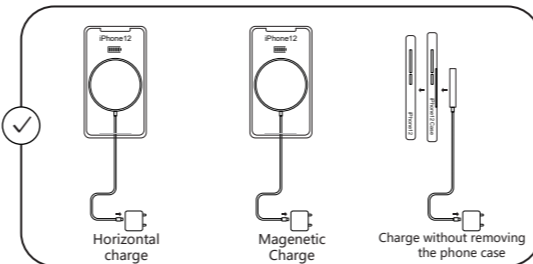
## 2.What's included

Wireless Charger\*1  
 User Manual\*1  
 Packing Box\*1



## 3.How to use

- 1.Connect the USB-C cable to the USB-C power adapter.
- 2.Place the phone onto the wireless charger panel.



Notice:  
 1.The magnetic charging only works on iPhone12 series, the phones without magnets built in can not use the magnetic charging feature.  
 2.It's highly recommended to use the original Apple phone case if you want to charge your phone without removing the phone case. Because the thickness of phone case affects the effectiveness of magnetic charging.  
 3.The USB-C power adapter shall support PD or QC, output power ≥18W.

## 4.Tips

- 1.When charging,no metal objects are allowed between the phone and the wireless charger TX.
- 2.The wireless charger panel is fragile material, breaking it may lead to sharp pieces that will cause injuries. Use with care to avoid injuries.
- 3.The charging efficiency varies all the time to avoid over-temperature that causes damage to the phone.
- 4.Do not use the product if water gets into the product, otherwise it may cause short-circuit or fire.
- 5.Clean the product with a soft dry cloth, do not use cosmetics, soap or corrosive detergent.

This device complies with Part 15 of the FCC rules. Operation is subject to the following two conditions: 1) this device may not cause harmful interference, and 2) this device must accept any interference received, including interference that may cause undesired operation.



## FCC Warning Statement

Changes or modifications not expressly approved by the party responsible for compliance could void the user's authority to operate the equipment. This device has been tested and found to comply with the limits for a Class B digital device, pursuant to Part 15 of the FCC Rules. These limits are designed to provide reasonable protection against harmful interference in a residential installation. This device generates, uses and can radiate radio frequency energy and, if not installed and used in accordance with the instructions, may cause harmful interference to radio communications. However, there is no guarantee that interference will not occur in a particular installation. If this device does cause harmful interference to radio or television reception, which can be determined by turning the device off and on, the user is encouraged to try to correct the interference by one or more of the following measures:  
 --Reorient or relocate the receiving antenna.  
 --Increase the separation between the device and receiver.  
 --Connect the device into an outlet on a circuit different from that to which the receiver is connected.  
 --Consult the dealer or an experienced radio/TV technician for help.  
 The distance between user and products should be no less than 20cm

|               |   |              |                      |                   |
|---------------|---|--------------|----------------------|-------------------|
| 深圳市无线云图电子有限公司 | MODEL 型号 BCM0015-A00                                | PAPER 纸幅 A3  | PIN 名称 W20说明书        |                   |
|               | Specification 规格 320*80mm,128g,双铜版纸, 凤琴四页, 中性款 单色印刷 | SCALE 比例 1:1 | Material Coding 物料编码 |                   |
|               |   | UNIT 单位 mm   | DRAWN 制图 马经权         | DATE 日期 2020/11/3 |
|               |   | SHEET 页数 1/1 | CHECKED 审核           | DATE 日期           |
| DWG. NO. 图纸编号 |   | APPROVED 批准  | DATE 日期              |                   |