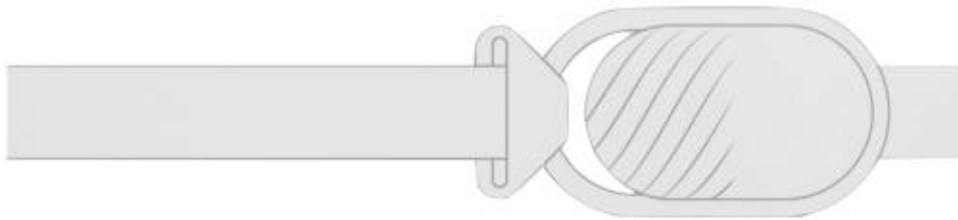


FIVIS

INSTUCTION MANUAL



In everyday life
With feedback to maintain constant abdominal tension
and correct posture,
It helps to build a healthy and beautiful body

PRODUCT SPEC

Weight	120g 20g
Material	Body: PC-Aluminum alloy Strap:
Application	Android, IOS
Motor	DC 1.3V Max 65mA
Bluetooth	Bluetooth5/2.4GHz
Battery	Lithium-Polymer 3.7V_580mAh
Charging	USB Type-C

COMPONENT

FIVIS

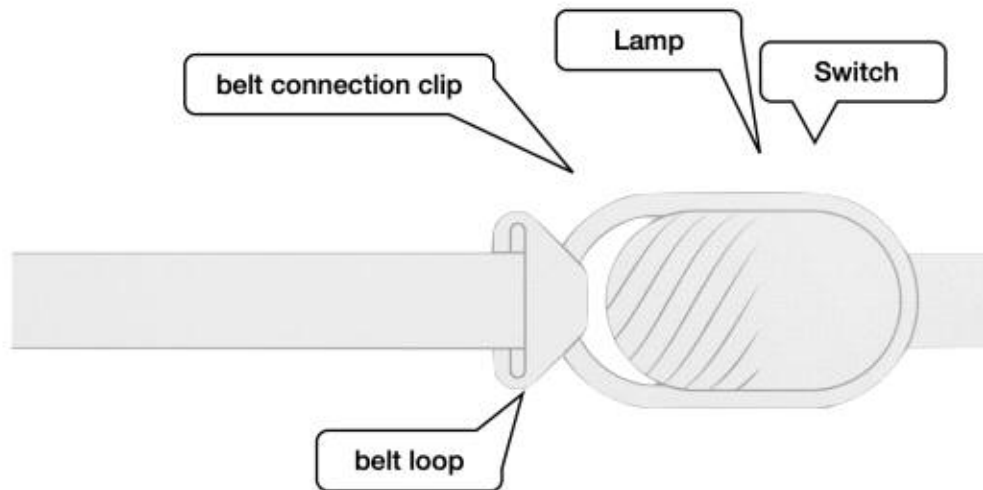
USB Type-C

INSTRUCTION MANUAL

Before using the FIVIS

1. Fully inspect the power supply unit, cable, and device for damage before using or charging. If the device is defective, do not use it.
2. Do not use the product in the following cases: If there are any signs of damage in the product or the power cord; if it is not in perfect working order; or if it has been dropped or become damp. In this case, please be sure to send the device to our service center in order to prevent hazards.
3. The device is not to be used for commercial use or medical purposes.
4. If you have health concerns, consult your doctor before using FIVIS.
5. Use the device only for its intended use as specified in this manual.
6. Do not wipe with water. Do not dry clean!

EACH PARTIAL NAME

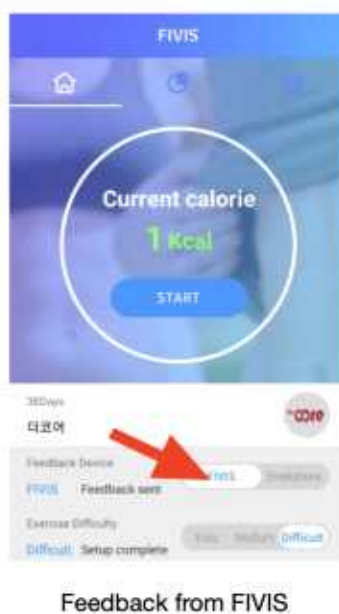


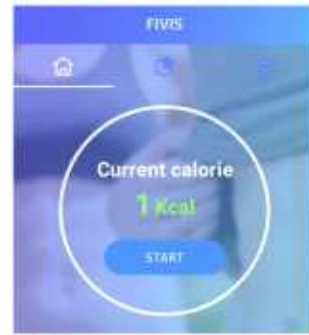
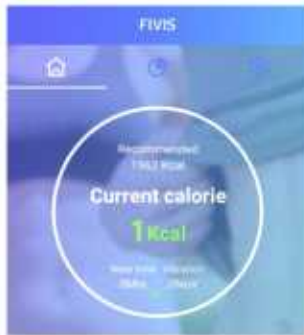
HOW TO OPERATE

1. Press the switch for 2 seconds before wearing and check for vibration
2. Pull the navel slightly in the direction of the spine to maintain the tension of the abs.
3. Position the body under the navel and wear FIVIS.
4. When you relax your stomach, check for vibrations.
5. Check for vibration when bent forward or backward or side
6. In everyday life with FIVIS, maintain constant tension and correct posture in the stomach to complete a healthy and beautiful body.

HOW TO USE APPS

1. Search 'FIVIS' on Android and Apple App Store and download it
2. Turn on FIVIS
3. Select FIVIS from cell phone Bluetooth.
4. Run the application.





Difficulty in use (easy)
insensitive reaction

Difficulty in use (usually)
default

Difficulty in use (difficult)
sensitively reacting



Daily Usage Information



Weekly Usage Information



Month Usage Information

Warranty

Please be sure to read the user's manual and use the device correctly.

In the event of a failure during use of the product, the customer has the right to receive free service for the warranty period (one year) from the date of purchase. However, it should be noted that any failure due to customer negligence or natural disasters should be handled through paid services even within the warranty period.

Responsibility for paid services (costs paid by the customer).

In case a failure occurs by putting foreign substances (water, beverage, coffee, toy, etc.) into the product.

In case of product damage or malfunction due to external impact during installation and use.

In case the appearance of the product has been damaged and deformed by organic solvents such as thinner and benzene.

In case a failure occurs by using non-genuine STRIG parts or consumables.

In case a failure occurs due to incorrect use of the electric capacity.

In case the customer disassembled the product arbitrarily, which causes the parts to be lost or damaged.

FCC Information to User

This equipment has been tested and found to comply with the limits for a Class B digital device, pursuant to Part 15 of the FCC Rules. These limits are designed to provide reasonable protection against harmful interference in a residential installation. This equipment generates, uses and can radiate radio frequency energy and, if not installed and used in accordance with the instructions, may cause harmful interference to radio communications. However, there is no guarantee that interference will not occur in a particular installation. If this equipment does cause harmful interference to radio or television reception, which can be determined by turning the equipment off and on, the user is encouraged to try to correct the interference by one of the following measures:

- Reorient or relocate the receiving antenna.
- Increase the separation between the equipment and receiver.
- Connect the equipment into an outlet on a circuit different from that to which the receiver is connected.
- Consult the dealer or an experienced radio/TV technician for help.

Caution

Modifications not expressly approved by the party responsible for compliance could void the user's authority to operate the equipment.

FCC Compliance Information : This device complies with Part 15 of the FCC Rules. Operation is subject to the following two conditions: (1) This device may not cause harmful interference, and (2) this device must accept any interference received, including interference that may cause undesired operation