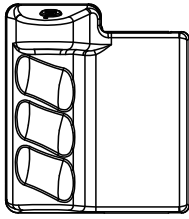


# BLUETOOTH® CAMERA SHUTTER

## Instruction Manual

Item Number: MU04302

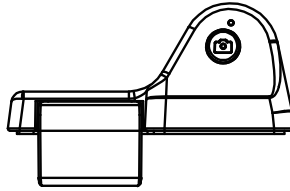
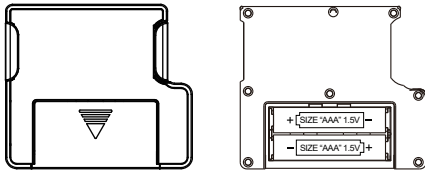


### Contents included:

- 1(One) Bluetooth® Camera Shutter 2.87in. x 1.81in. x 3.27in. (7.3 x 4.6 x 8.3cm)
- 1(One) Instruction Manual
- Requires Two (2) x 1.5V AAA Alkaline Batteries (Not Included)

### How To Operate

1. Open the battery cover on the battery compartment and insert 2pcs AAA batteries (not included, need to purchase additionally). Remember to check for the correct polarity(+/-).



### 2. Key functions:

- Long press button: On/Off
- Short press button: take a photo

3. Long press the button to turn on the device. The green indicator light flashes when entering pairing mode. Choose "BT CAMERA SHUTTER" in your phone and pair it. The green indicator light remains on when pairing is successful. Open the camera app in your phone and short press the button to take a photo. Press and hold the button to turn off the device. Connect back function: After pairing the device with the phone, it will connect back to the paired device when it is turned on again. Automatic shutdown: If the device is not used for 10 minutes, it will automatically shut down to save battery. Low battery reminder: When the battery is low, the red LED starts to flash, prompting the user that the battery needs to be replaced soon.

Front

### ⚠ WARNING: TO AVOID BATTERY LEAKAGE

1. The batteries used with this product are small parts and should be kept away from small children who still put things in their mouths. If they are swallowed, promptly see a doctor and have the doctor phone American Association of Poison Control Centers (1-800-222-1222).
2. Always purchase the correct size and grade of battery most suitable for intended use.
3. Do not mix old and new batteries, alkaline, standard (Carbon - Zinc) or rechargeable (Nickel-cadmium) batteries.
4. Clean the battery contacts and those of the device prior to battery installation.
5. Ensure the batteries are installed correctly with the regard to polarity (+/-).
6. Always remove batteries if consumed or if product is to be left unused for a long time.

This device complies with part 15 of the FCC Rules. Operation is subject to the following two conditions: (1) this device may not cause harmful interference, and (2) this device must accept any interference received, including interference that may cause undesired operation.

- **WARNING:** Changes or modifications to this unit not expressly approved by the party responsible for compliance could void the user's authority to operate the equipment."

### FCC Radiation Exposure Statement:

This equipment complies with FCC radiation exposure limits set forth for an uncontrolled environment.

- **NOTE:** This equipment has been tested and found to comply with the limits for a Class B digital device, pursuant to Part 15 of the FCC Rules. These limits are designed to provide reasonable protection against harmful interference in a residential installation. This equipment generates, uses and can radiate radio frequency energy and, if not installed and used in accordance with the instructions, may cause harmful interference to radio communications.

However, there is no guarantee that interference will not occur in a particular installation. If this equipment does cause harmful interference to radio or television reception, which can be determined by turning the equipment off and on, the user is encouraged to try to correct the interference by one or more of the following measures:

- Reorient or relocate the receiving antenna.
  - Increase the separation between the equipment and receiver.
  - Connect the equipment into an outlet on a circuit different from that to which the receiver is connected.
- Consult the dealer or an experienced radio/TV technician for help."

FCC ID : 2AYB6-MU04302

### Bluetooth

The Bluetooth® word mark and logos are owned by the Bluetooth SIG. All other trademarks appearing herein are the property of their respective owners. <sup>1</sup>Depends upon third party device compatibility.

Distributed by 1616 Holdings, Inc.  
701 Market Street, Suite 200  
Philadelphia, PA 19106  
Made in China



Back