



Appendix B

RF Test Data for BT LE(Conducted Measurement)

Product Name: Intelligent Link Terminal

Test Model: ST13

Environmental Conditions

| | |
|--------------------|-----------|
| Temperature: | 23.8°C |
| Relative Humidity: | 52.1% |
| ATM Pressure: | 100.0 kPa |
| Test Engineer: | Taylor Hu |
| Supervised by: | Nick Peng |





B.1 -6dB Bandwidth

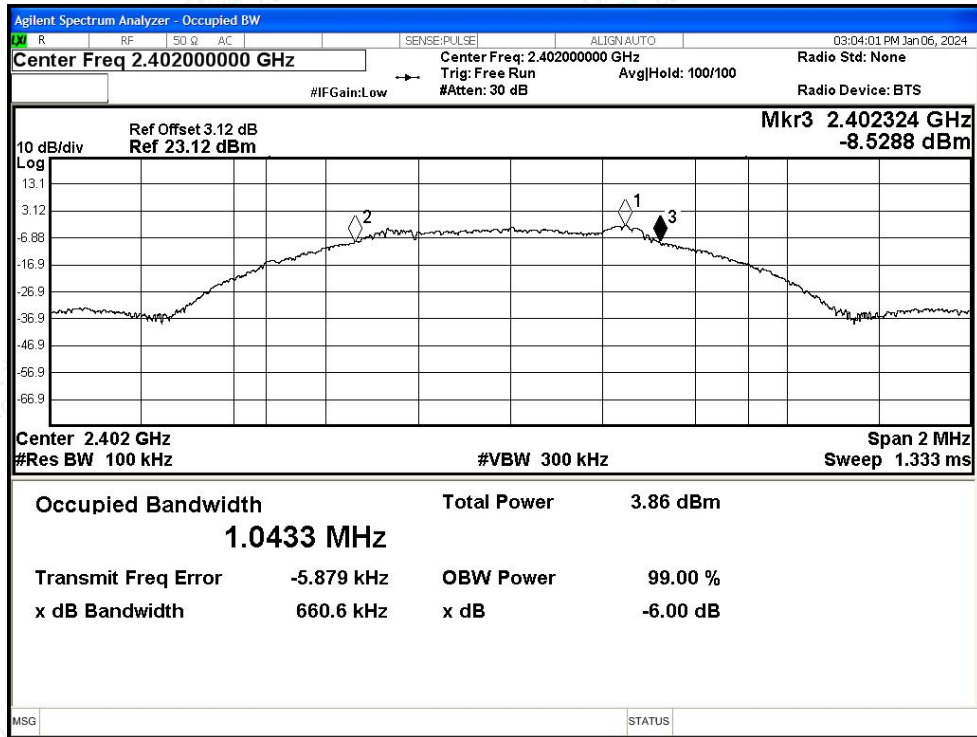
| Condition | Mode | Frequency (MHz) | Antenna | -6 dB Bandwidth (MHz) | Limit -6 dB Bandwidth (MHz) | Verdict |
|-----------|--------|-----------------|---------|-----------------------|-----------------------------|---------|
| NVNT | BLE 1M | 2402 | Ant1 | 0.661 | ≥ 0.5 | Pass |
| NVNT | BLE 1M | 2440 | Ant1 | 0.664 | ≥ 0.5 | Pass |
| NVNT | BLE 1M | 2480 | Ant1 | 0.66 | ≥ 0.5 | Pass |



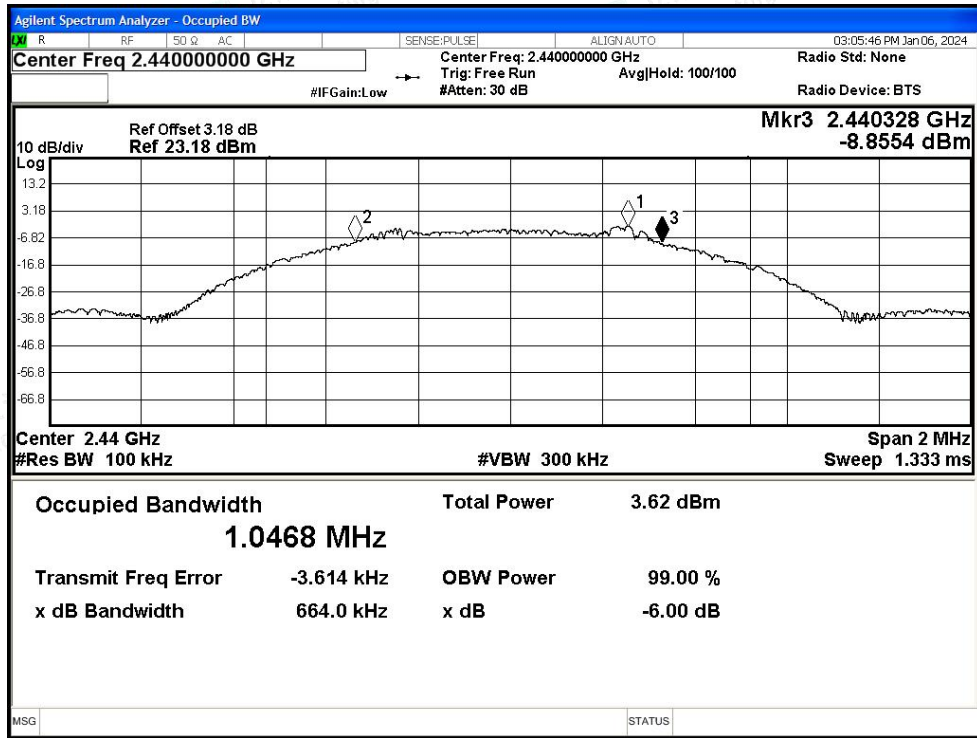


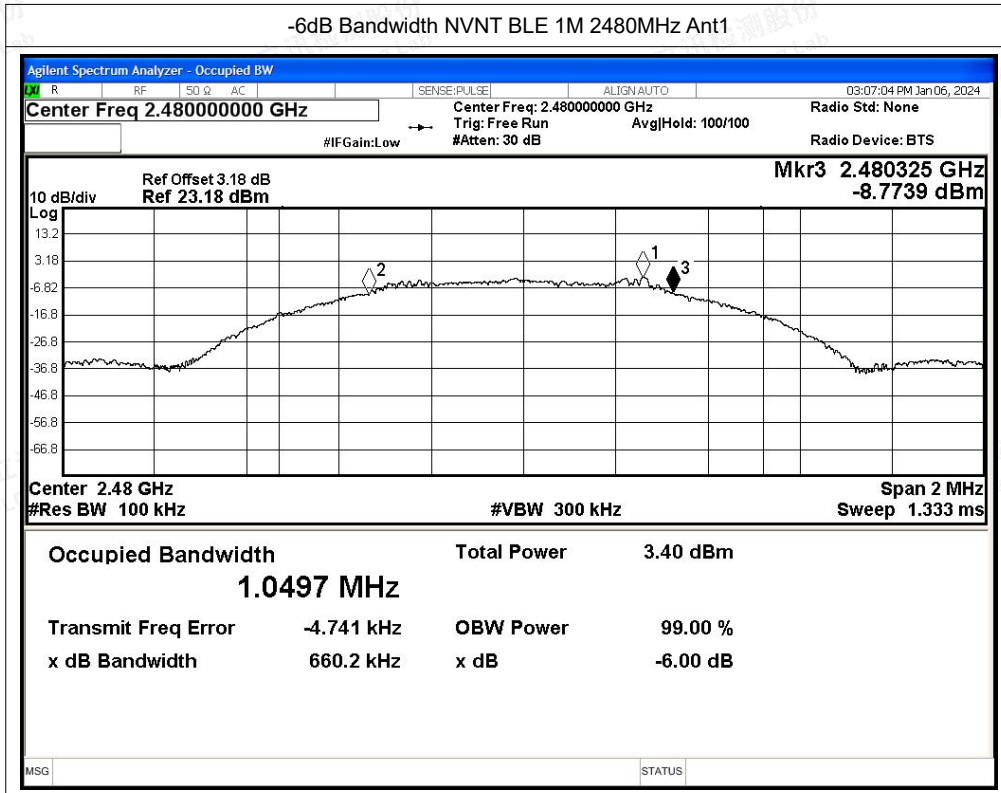
Test Graphs

-6dB Bandwidth NVNT BLE 1M 2402MHz Ant1



-6dB Bandwidth NVNT BLE 1M 2440MHz Ant1







B.2 Maximum Conducted Output Power

| Condition | Mode | Frequency (MHz) | Antenna | Conducted Power (dBm) | Limit (dBm) | Verdict |
|-----------|--------|-----------------|---------|-----------------------|-------------|---------|
| NVNT | BLE 1M | 2402 | Ant1 | -2.15 | 30 | Pass |
| NVNT | BLE 1M | 2440 | Ant1 | -2.27 | 30 | Pass |
| NVNT | BLE 1M | 2480 | Ant1 | -2.46 | 30 | Pass |

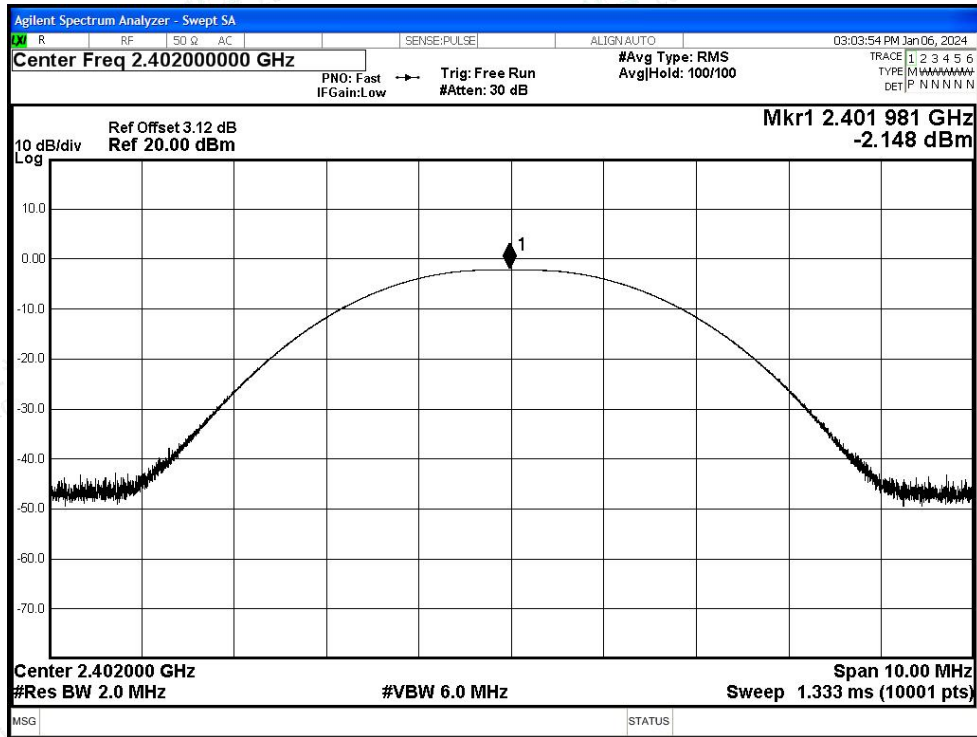


Shenzhen LCS Compliance Testing Laboratory Ltd.
Add: 101, 201 Bldg A & 301 Bldg C, Juji Industrial Park Yabianxueziwei, Shajing Street, Baoan District, Shenzhen, 518000, China
Tel: +(86) 0755-82591330 | E-mail: webmaster@lcs-cert.com | Web: www.lcs-cert.com
Scan code to check authenticity

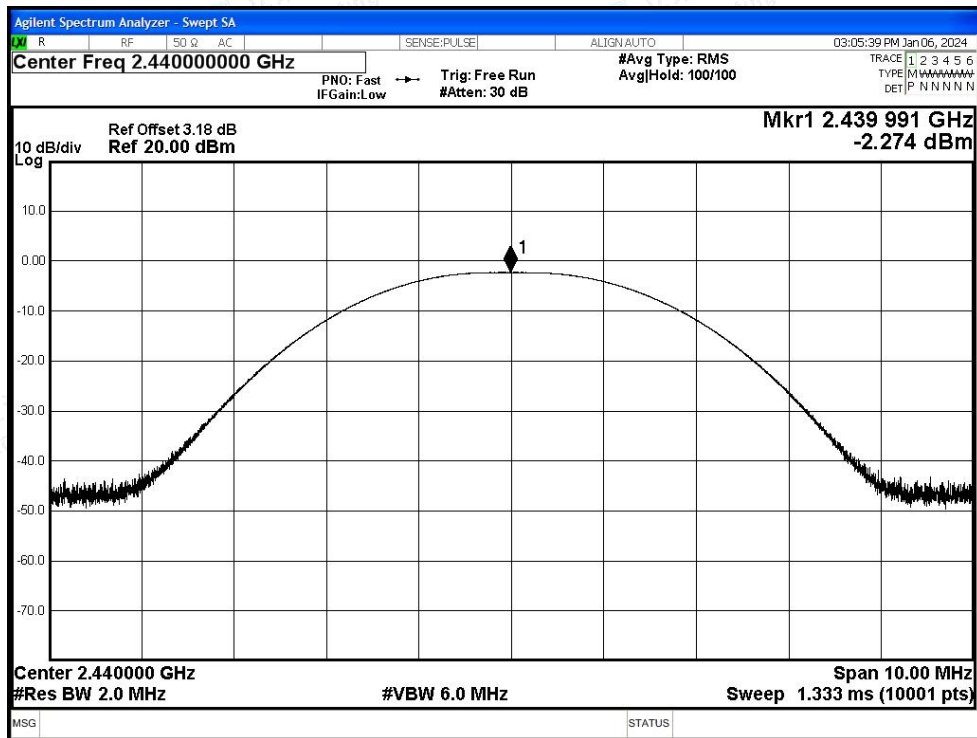


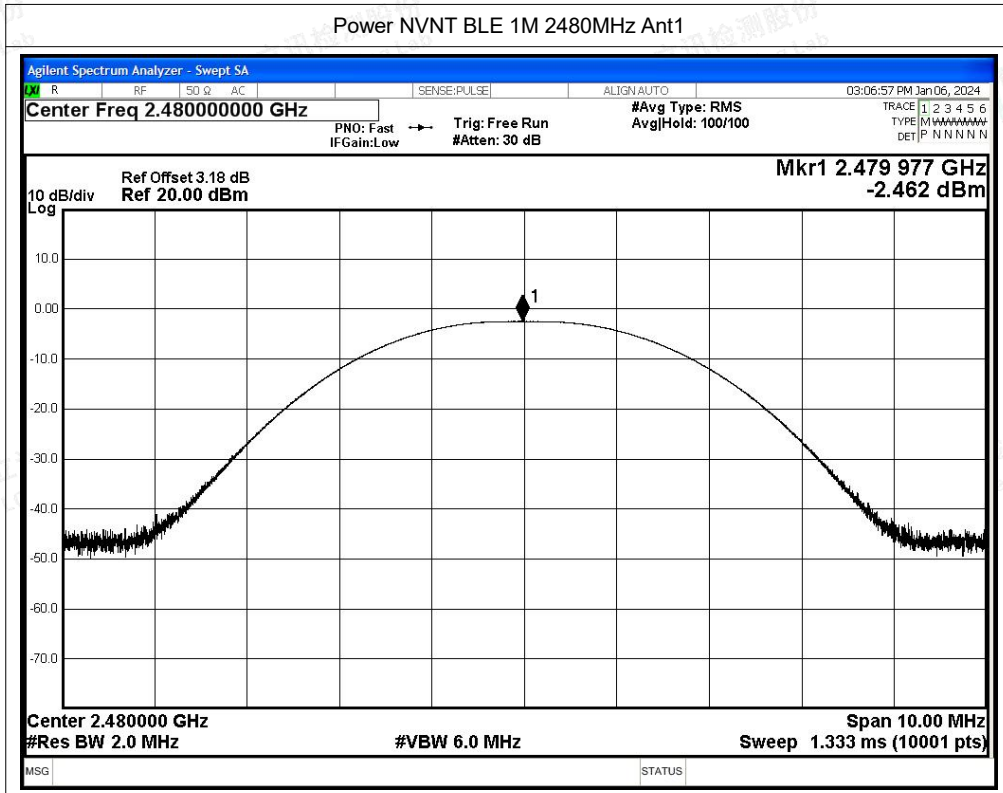
Test Graphs

Power NVNT BLE 1M 2402MHz Ant1



Power NVNT BLE 1M 2440MHz Ant1







B.3 Maximum Power Spectral Density Level

| Condition | Mode | Frequency (MHz) | Antenna | Conducted PSD (dBm/3kHz) | Limit (dBm/3kHz) | Verdict |
|-----------|--------|-----------------|---------|--------------------------|------------------|---------|
| NVNT | BLE 1M | 2402 | Ant1 | -18.85 | 8 | Pass |
| NVNT | BLE 1M | 2440 | Ant1 | -18.53 | 8 | Pass |
| NVNT | BLE 1M | 2480 | Ant1 | -19.04 | 8 | Pass |

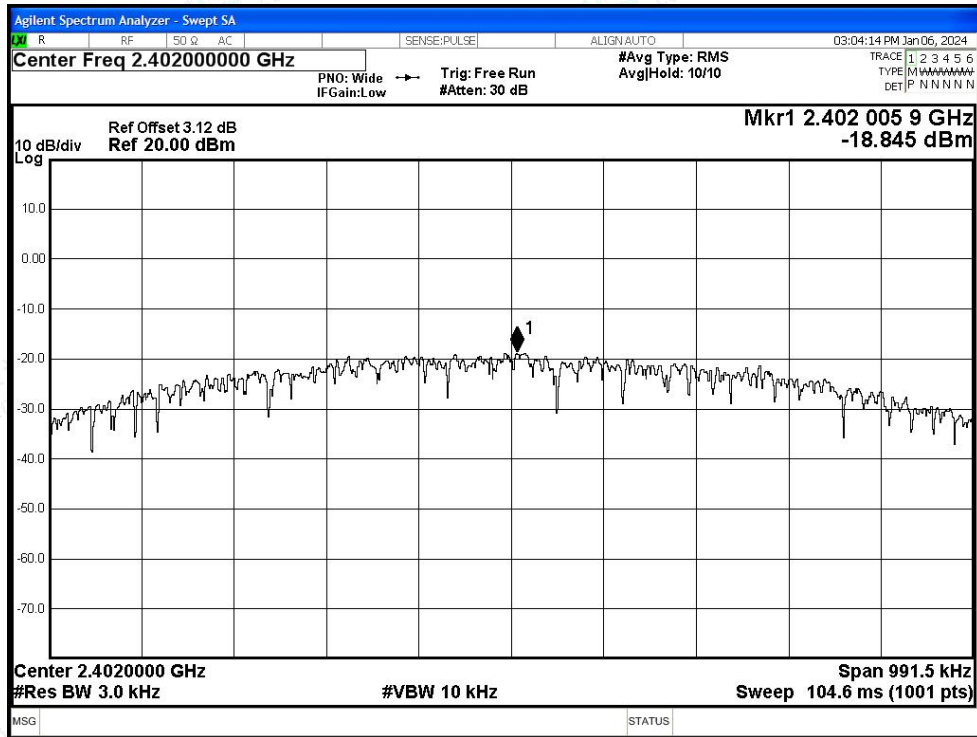


Shenzhen LCS Compliance Testing Laboratory Ltd.
Add: 101, 201 Bldg A & 301 Bldg C, Juji Industrial Park Yabianxueziwei, Shajing Street, Baoan District, Shenzhen, 518000, China
Tel: +(86) 0755-82591330 | E-mail: webmaster@lcs-cert.com | Web: www.lcs-cert.com
Scan code to check authenticity

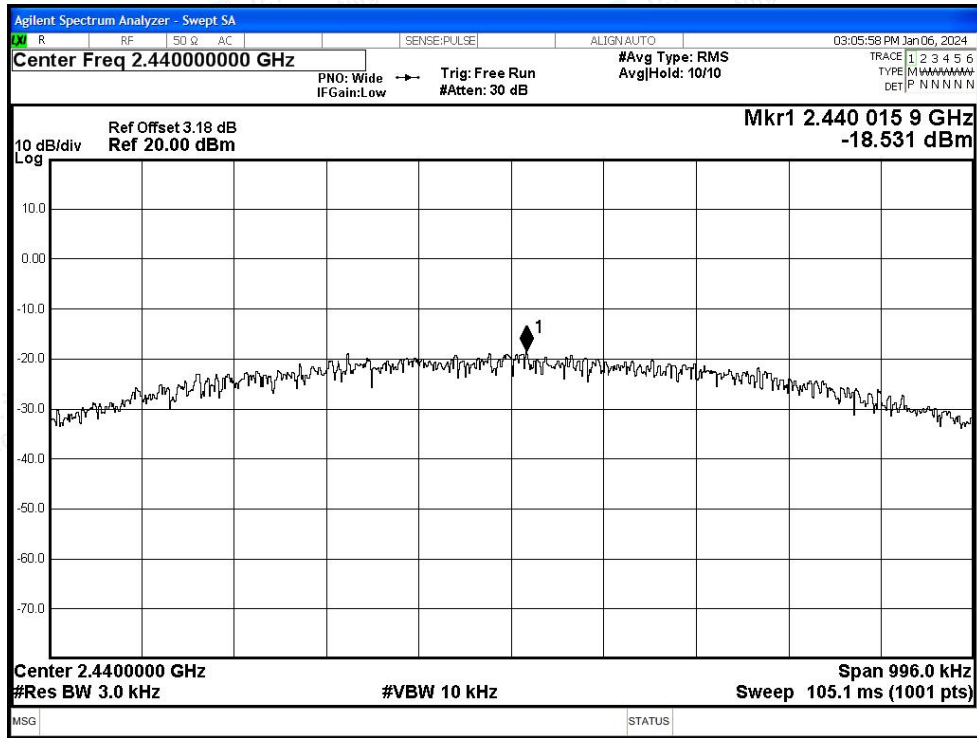


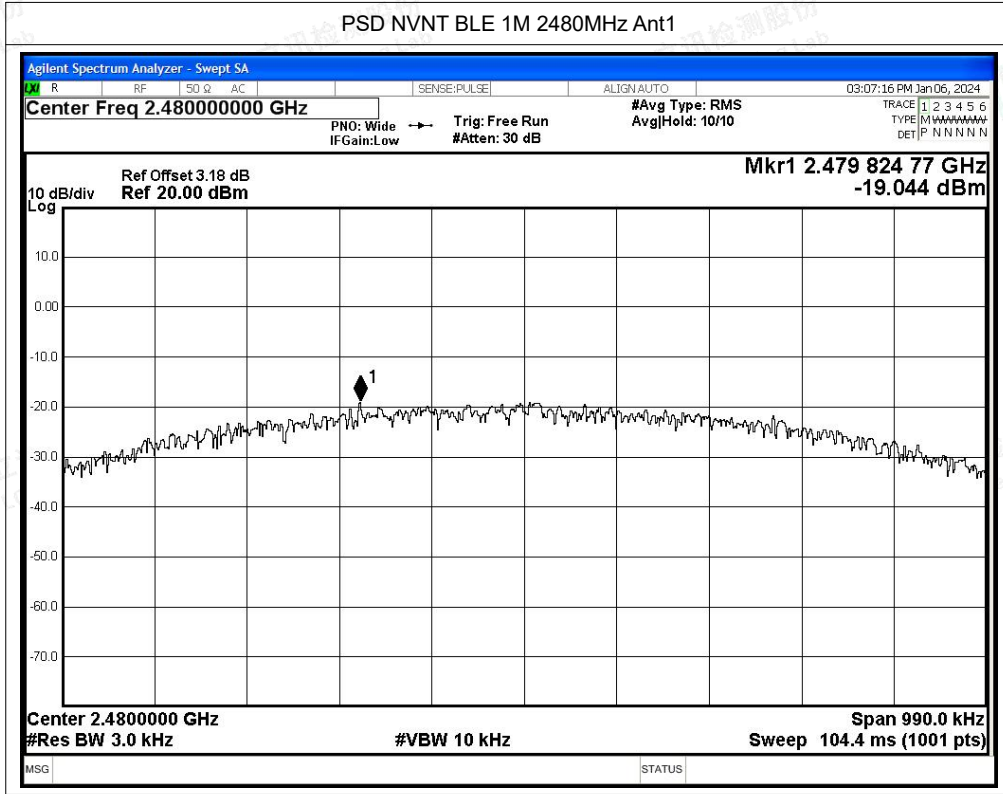
Test Graphs

PSD NVNT BLE 1M 2402MHz Ant1



PSD NVNT BLE 1M 2440MHz Ant1







B.4 Band Edge

| Condition | Mode | Frequency (MHz) | Antenna | Max Value (dBc) | Limit (dBc) | Verdict |
|-----------|--------|-----------------|---------|-----------------|-------------|---------|
| NVNT | BLE 1M | 2402 | Ant1 | -52.63 | -20 | Pass |
| NVNT | BLE 1M | 2480 | Ant1 | -53.28 | -20 | Pass |

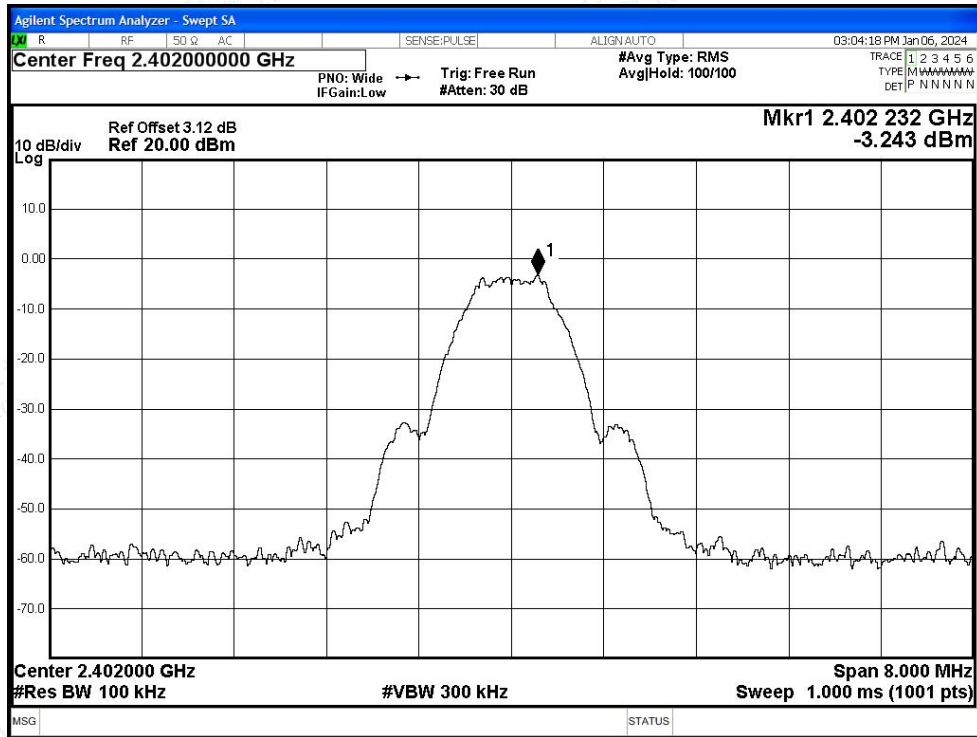


Shenzhen LCS Compliance Testing Laboratory Ltd.
Add: 101, 201 Bldg A & 301 Bldg C, Juji Industrial Park Yabianxueziwei, Shajing Street, Baoan District, Shenzhen, 518000, China
Tel: +(86) 0755-82591330 | E-mail: webmaster@lcs-cert.com | Web: www.lcs-cert.com
Scan code to check authenticity

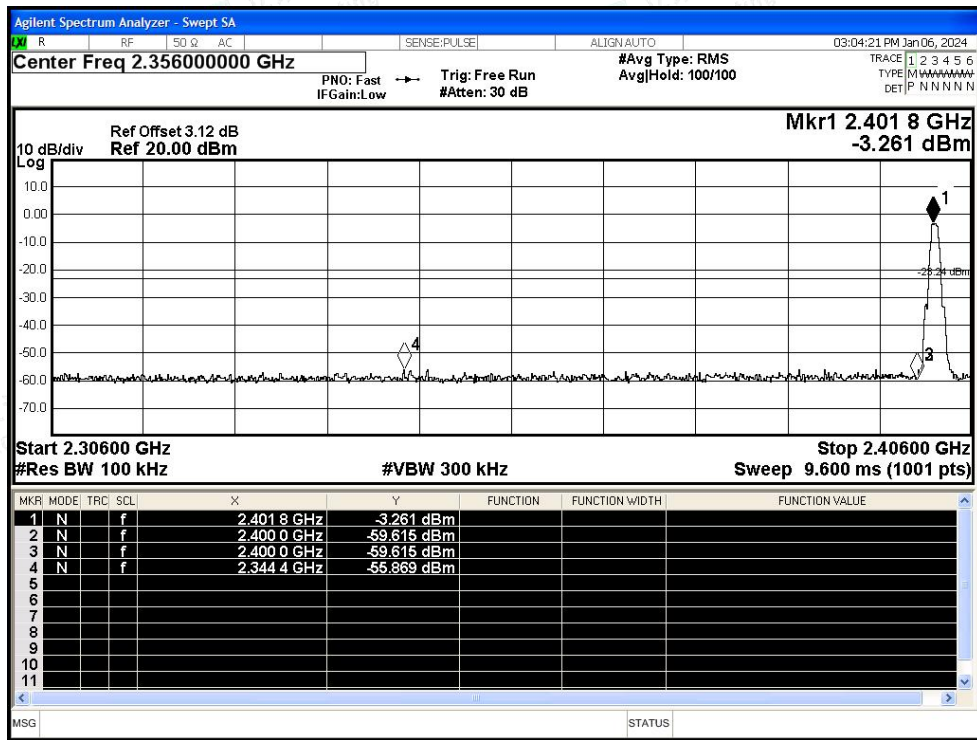


Test Graphs

Band Edge NVNT BLE 1M 2402MHz Ant1 Ref

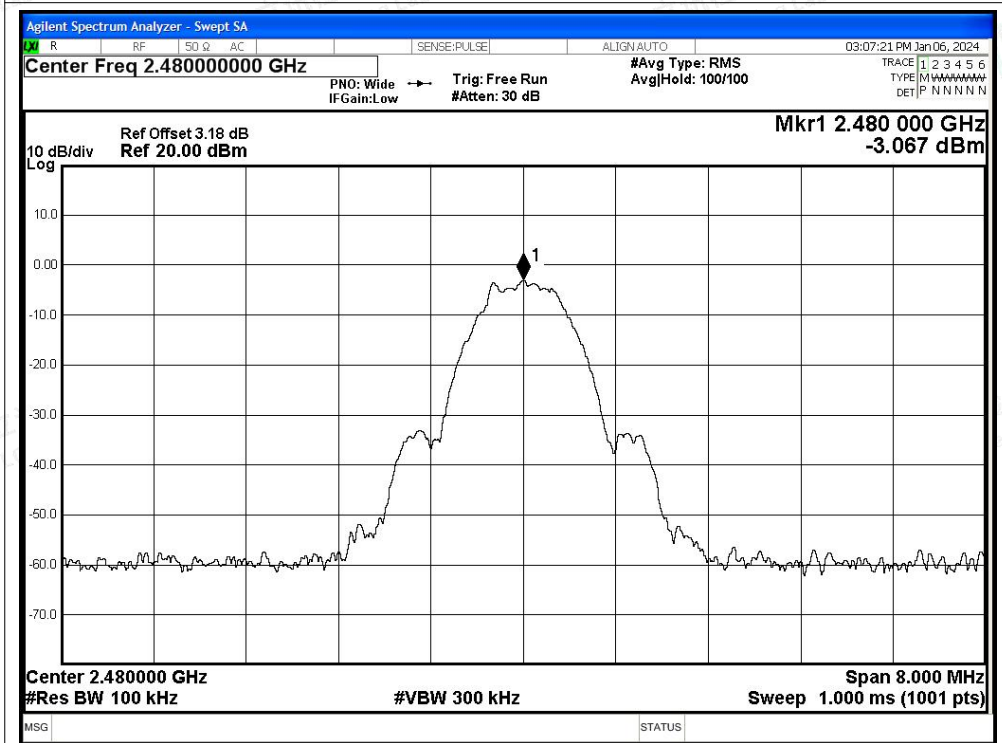


Band Edge NVNT BLE 1M 2402MHz Ant1 Emission

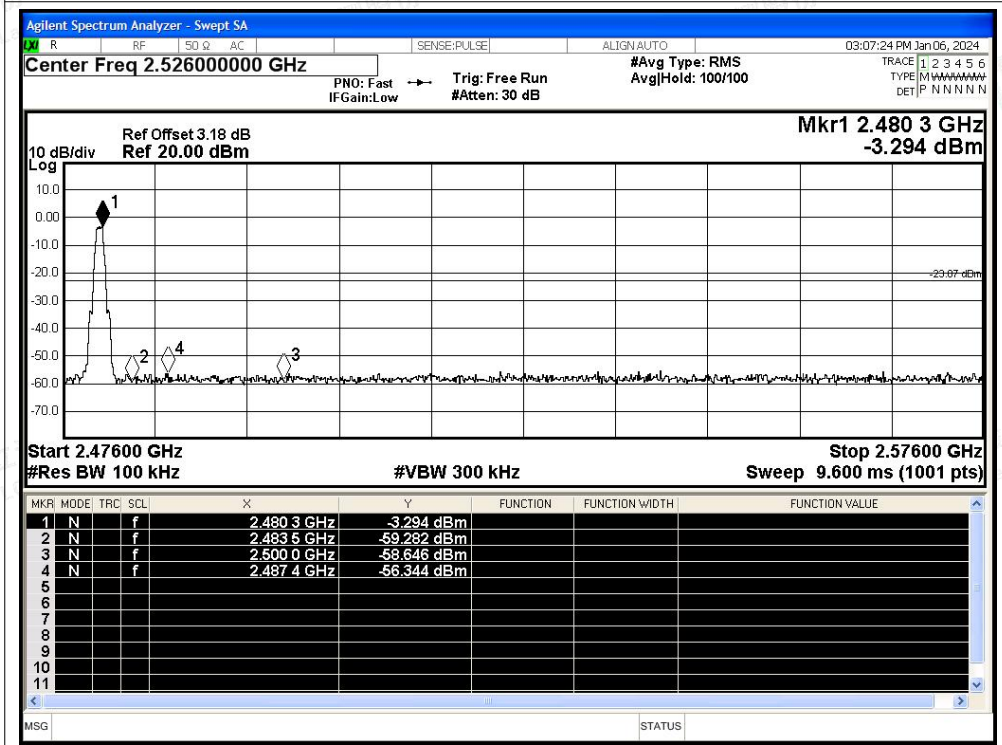




Band Edge NVNT BLE 1M 2480MHz Ant1 Ref



Band Edge NVNT BLE 1M 2480MHz Ant1 Emission





B.5 Conducted RF Spurious Emission

| Condition | Mode | Frequency (MHz) | Antenna | Max Value (dBc) | Limit (dBc) | Verdict |
|-----------|--------|-----------------|---------|-----------------|-------------|---------|
| NVNT | BLE 1M | 2402 | Ant1 | -52.14 | -20 | Pass |
| NVNT | BLE 1M | 2440 | Ant1 | -51.6 | -20 | Pass |
| NVNT | BLE 1M | 2480 | Ant1 | -51.68 | -20 | Pass |

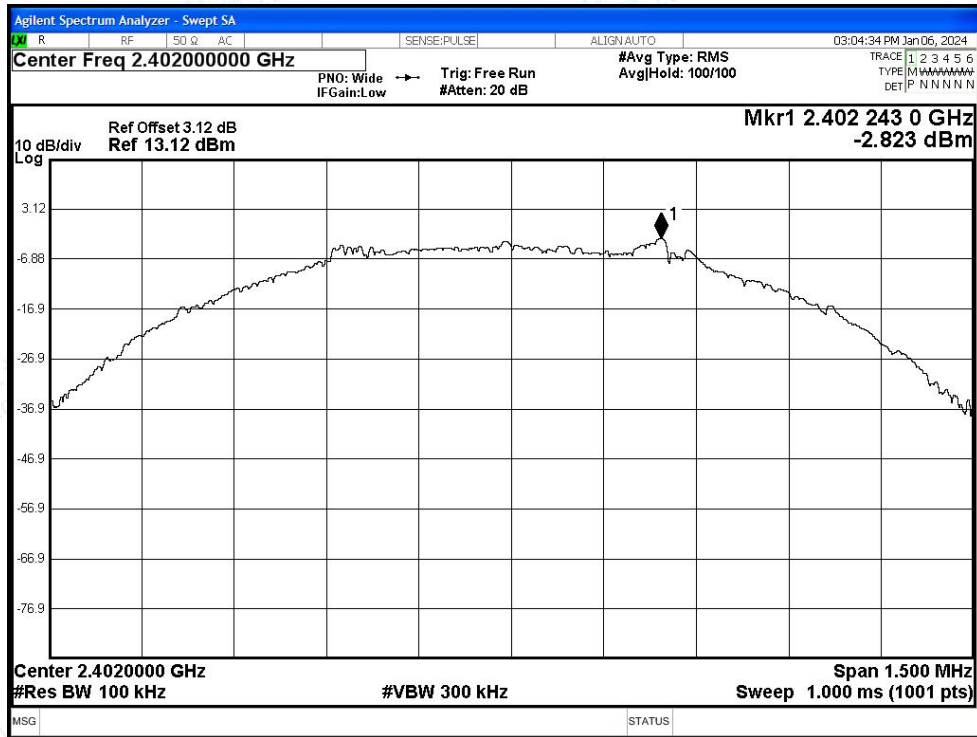


Shenzhen LCS Compliance Testing Laboratory Ltd.
Add: 101, 201 Bldg A & 301 Bldg C, Juji Industrial Park Yabianxueziwei, Shajing Street, Baoan District, Shenzhen, 518000, China
Tel: +(86) 0755-82591330 | E-mail: webmaster@lcs-cert.com | Web: www.lcs-cert.com
Scan code to check authenticity

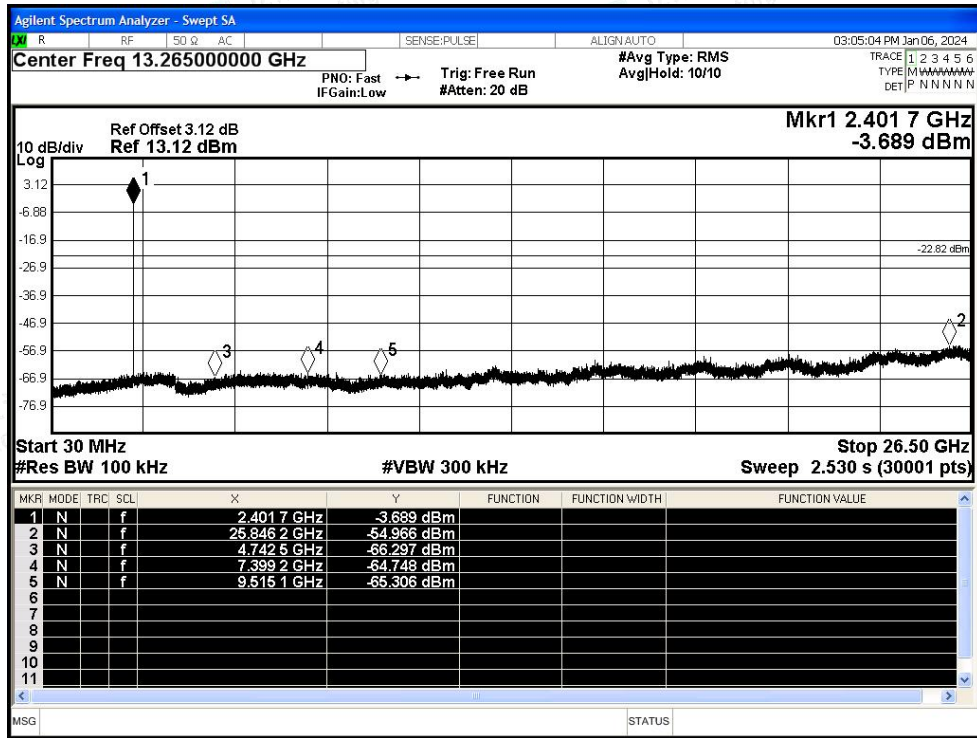


Test Graphs

Tx. Spurious NVNT BLE 1M 2402MHz Ant1 Ref

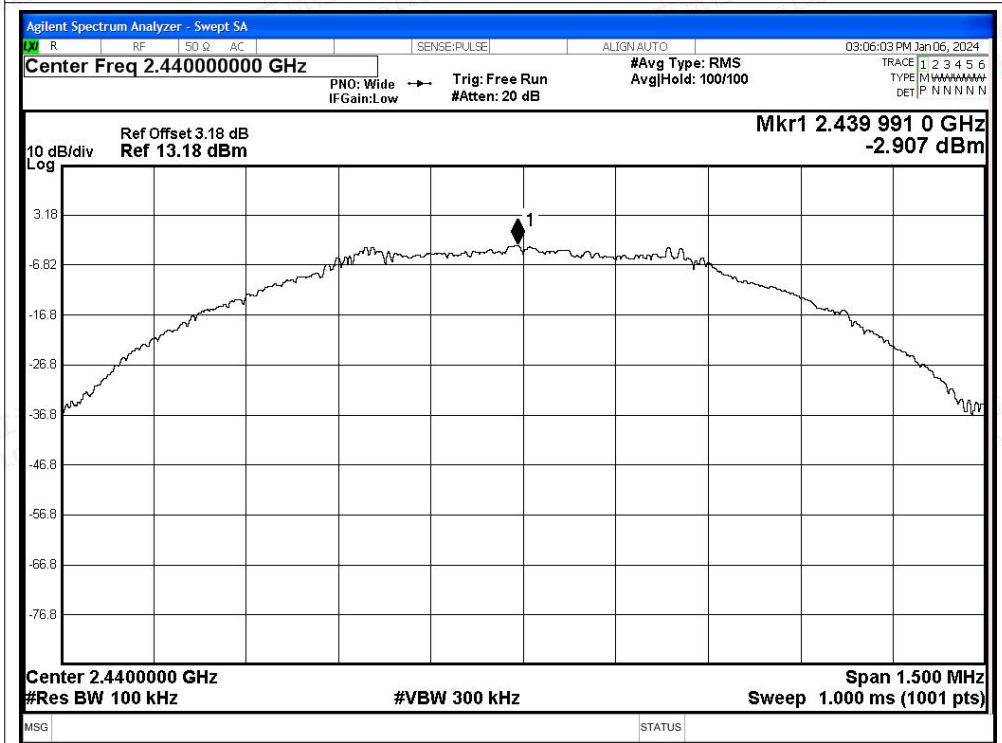


Tx. Spurious NVNT BLE 1M 2402MHz Ant1 Emission

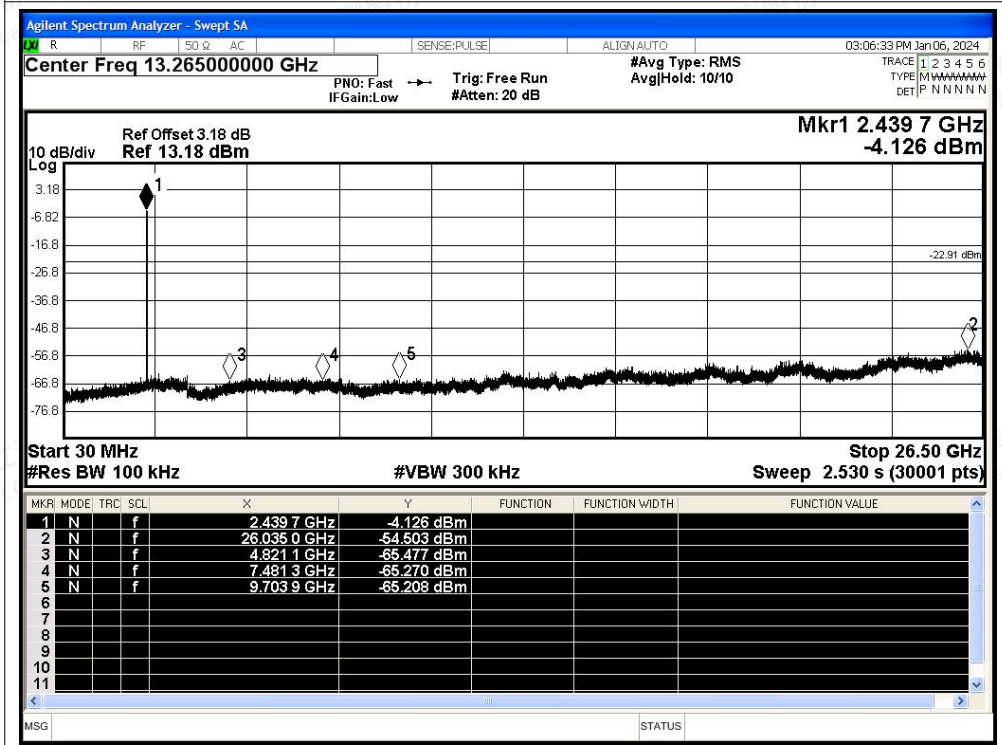




Tx. Spurious NVNT BLE 1M 2440MHz Ant1 Ref

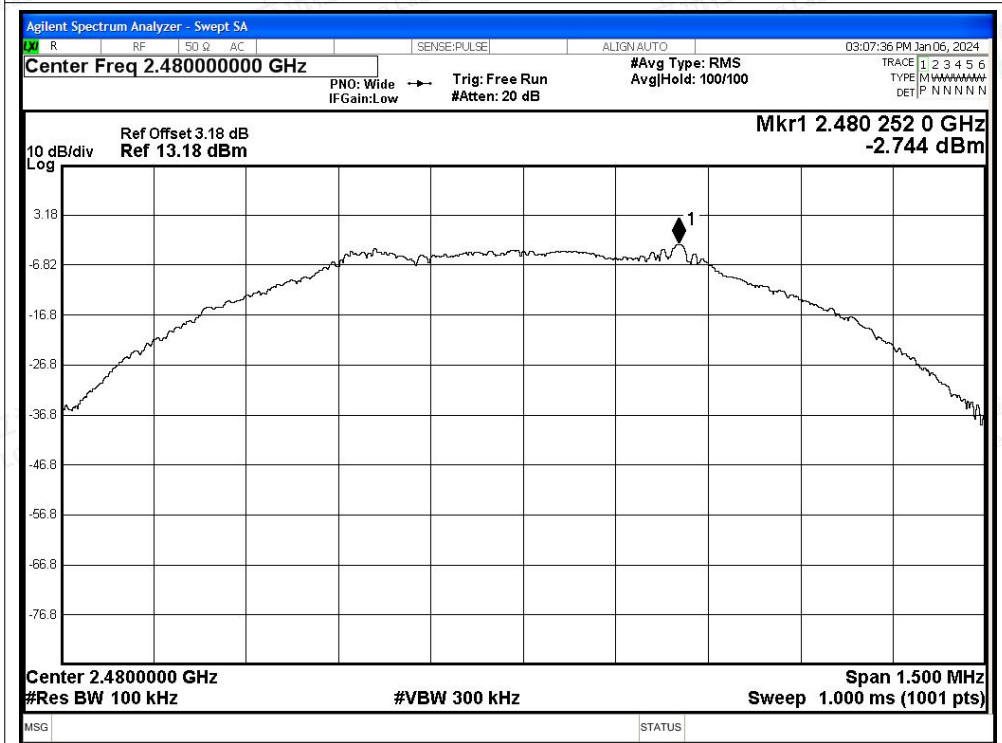


Tx. Spurious NVNT BLE 1M 2440MHz Ant1 Emission

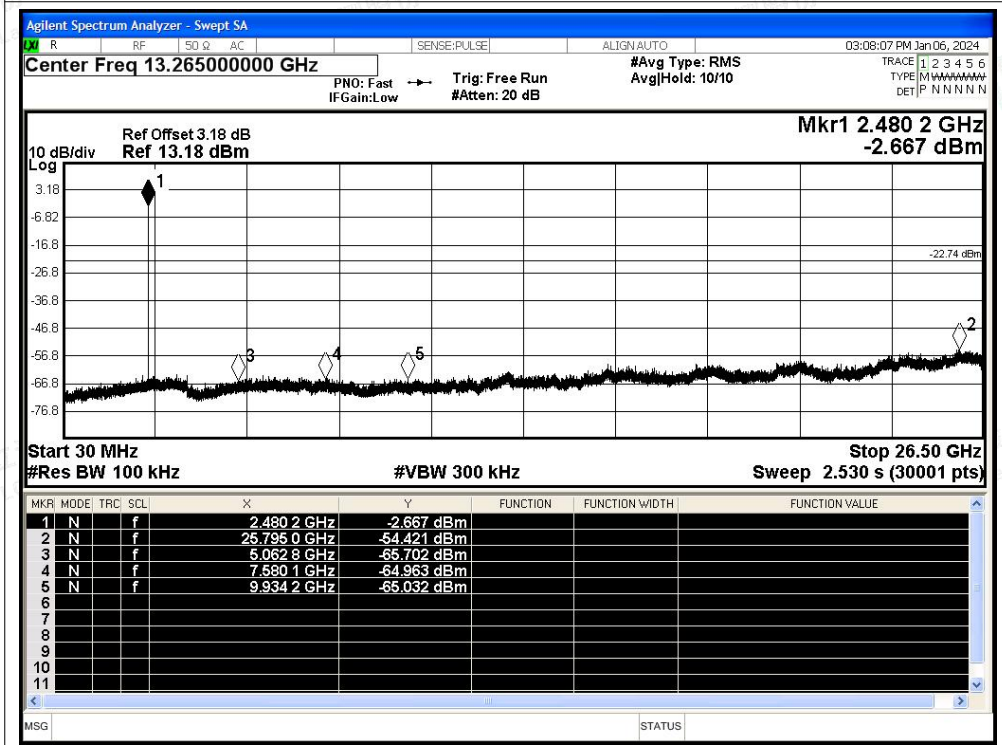




Tx. Spurious NVNT BLE 1M 2480MHz Ant1 Ref



Tx. Spurious NVNT BLE 1M 2480MHz Ant1 Emission





B.6 Duty Cycle

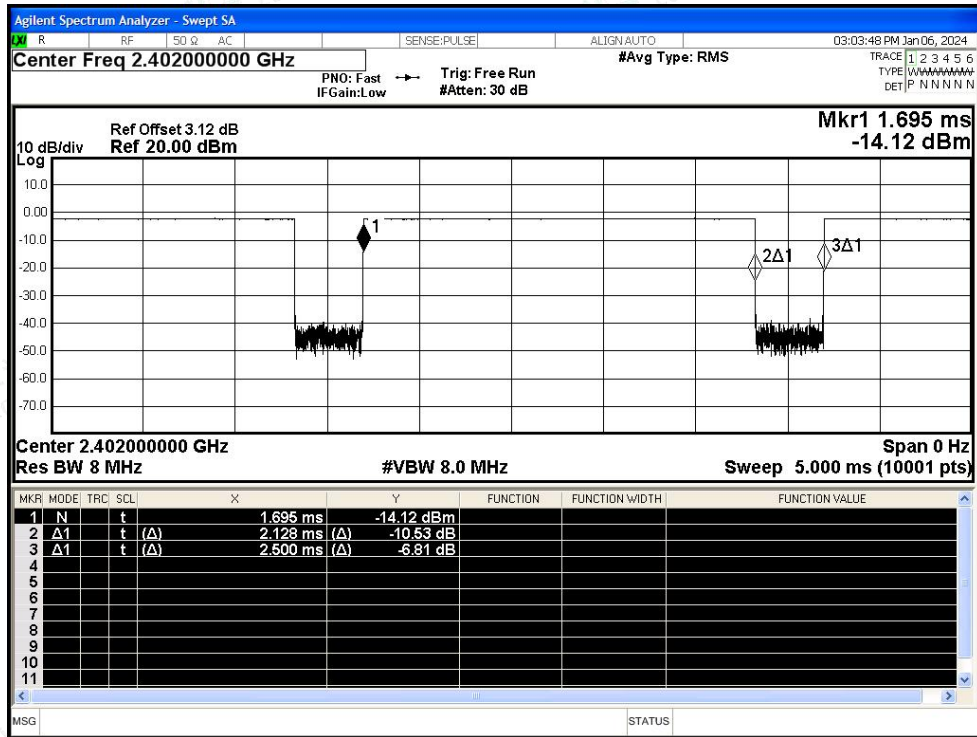
| Condition | Mode | Frequency (MHz) | Antenna | Duty Cycle (%) | Correction Factor (dB) | 1/T (kHz) |
|-----------|--------|-----------------|---------|----------------|------------------------|-----------|
| NVNT | BLE 1M | 2402 | Ant1 | 85.12 | 0.7 | 0.47 |
| NVNT | BLE 1M | 2440 | Ant1 | 85.12 | 0.7 | 0.47 |
| NVNT | BLE 1M | 2480 | Ant1 | 85.1 | 0.7 | 0.47 |



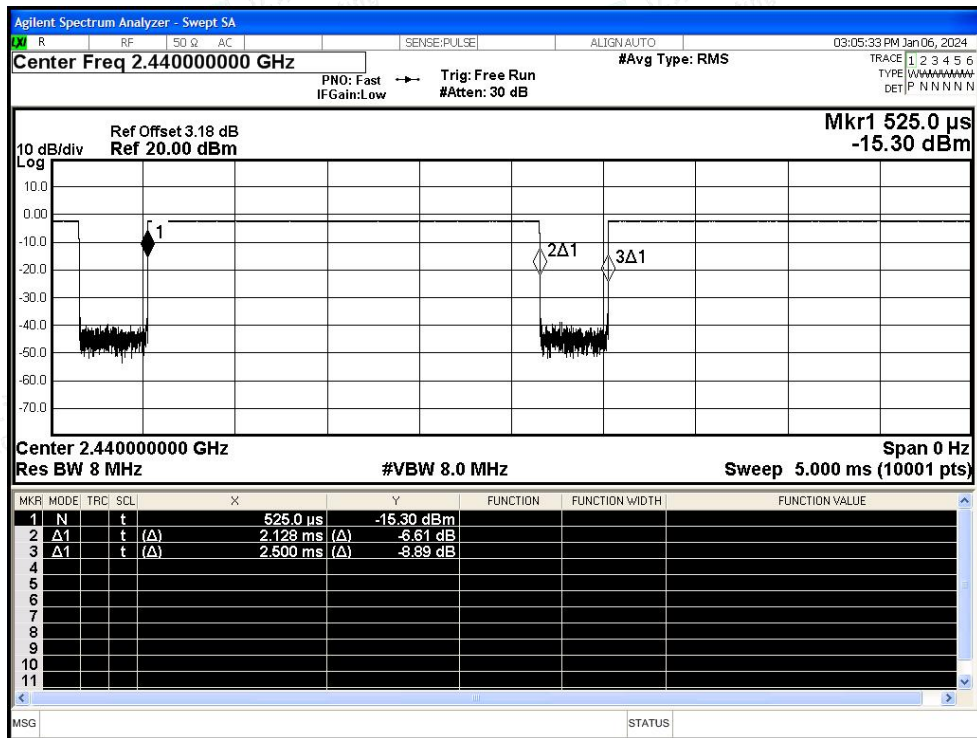


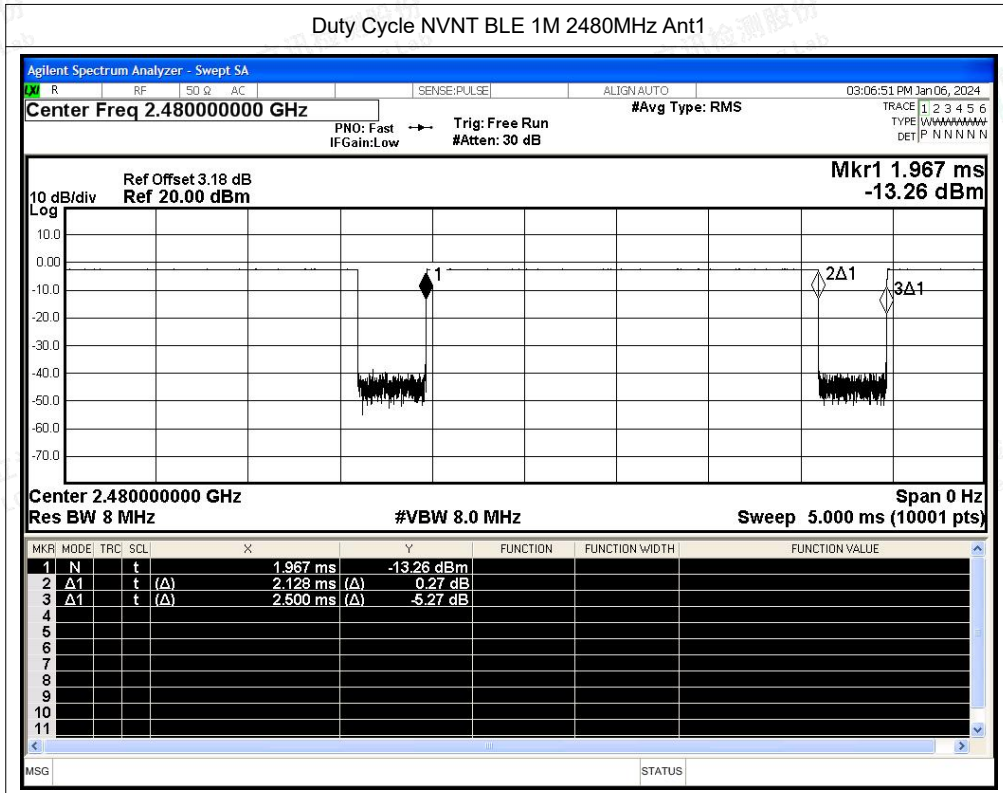
Test Graphs

Duty Cycle NVNT BLE 1M 2402MHz Ant1



Duty Cycle NVNT BLE 1M 2440MHz Ant1







B.7 Restrict Band

| Condition | Mode | Frequency (MHz) | Antenna | Spur Freq (MHz) | Power (dBm) | Gain (dBi) | Duty Factor (dB) | E (dBuV/m) | Detector | Limit (dBuV/m) | Verdict |
|-----------|--------|-----------------|---------|-----------------|-------------|------------|------------------|------------|----------|----------------|---------|
| NVNT | BLE 1M | 2402 | Ant1 | 2310 | -50.21 | 3.42 | - | 48.47 | Peak | 74 | Pass |
| NVNT | BLE 1M | 2402 | Ant1 | 2310 | -57.51 | 3.42 | 0.7 | 41.17 | Average | 54 | Pass |
| NVNT | BLE 1M | 2402 | Ant1 | 2364.336 | -46.39 | 3.42 | - | 52.29 | Peak | 74 | Pass |
| NVNT | BLE 1M | 2402 | Ant1 | 2389.488 | -56.64 | 3.42 | 0.7 | 42.04 | Average | 54 | Pass |
| NVNT | BLE 1M | 2402 | Ant1 | 2390 | -48.91 | 3.42 | - | 49.77 | Peak | 74 | Pass |
| NVNT | BLE 1M | 2402 | Ant1 | 2390 | -56.85 | 3.42 | 0.7 | 41.83 | Average | 54 | Pass |
| NVNT | BLE 1M | 2480 | Ant1 | 2483.5 | -49.13 | 3.42 | - | 49.55 | Peak | 74 | Pass |
| NVNT | BLE 1M | 2480 | Ant1 | 2483.5 | -56.85 | 3.42 | 0.7 | 41.83 | Average | 54 | Pass |
| NVNT | BLE 1M | 2480 | Ant1 | 2498.92 | -45.9 | 3.42 | - | 52.78 | Peak | 74 | Pass |
| NVNT | BLE 1M | 2480 | Ant1 | 2496.232 | -56.25 | 3.42 | 0.7 | 42.43 | Average | 54 | Pass |
| NVNT | BLE 1M | 2480 | Ant1 | 2500 | -49.42 | 3.42 | - | 49.26 | Peak | 74 | Pass |
| NVNT | BLE 1M | 2480 | Ant1 | 2500 | -56.66 | 3.42 | 0.7 | 42.02 | Average | 54 | Pass |

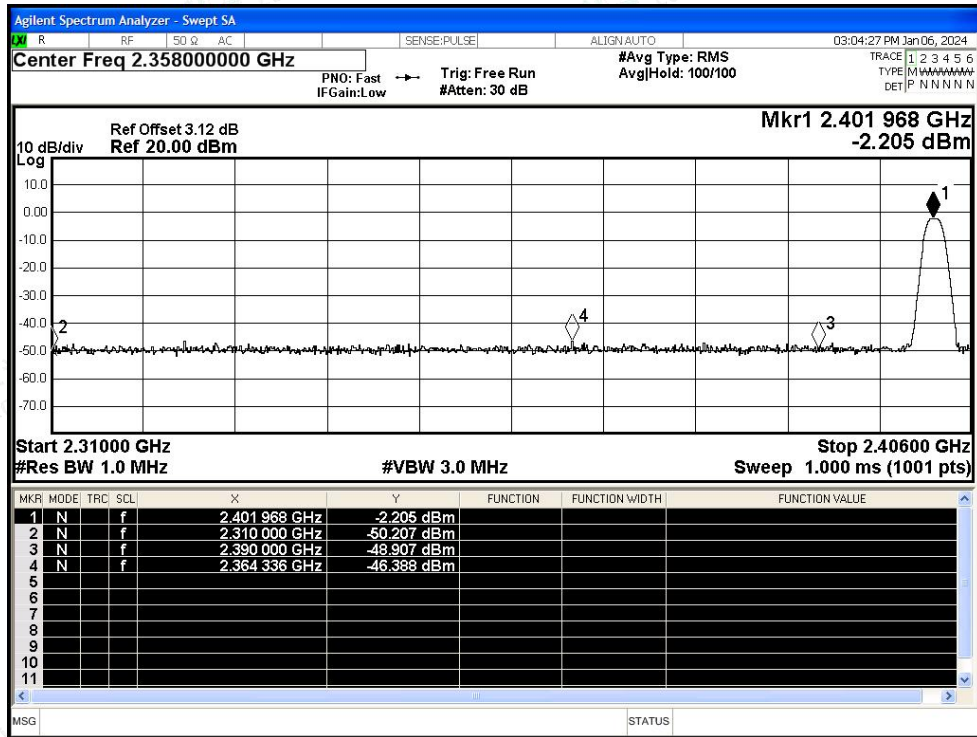


Shenzhen LCS Compliance Testing Laboratory Ltd.
 Add: 101, 201 Bldg A & 301 Bldg C, Juji Industrial Park Yabianxueziwei, Shajing Street, Baoan District, Shenzhen, 518000, China
 Tel: +(86) 0755-82591330 | E-mail: webmaster@lcs-cert.com | Web: www.lcs-cert.com
 Scan code to check authenticity

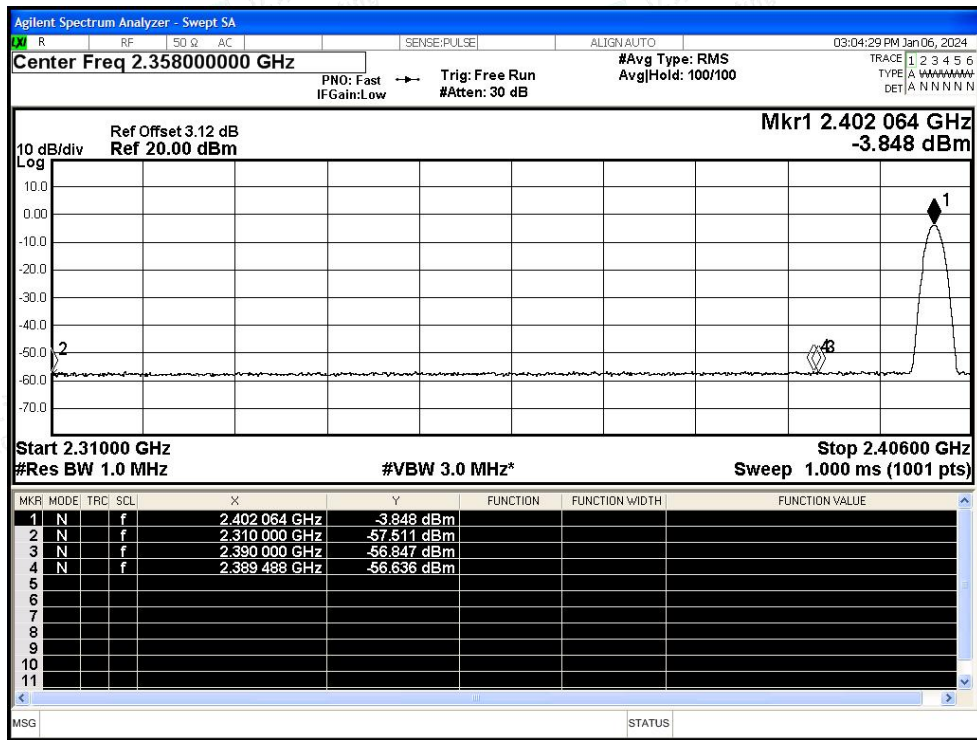


Test Graphs

Restrict Band NVNT BLE 1M 2402MHz Ant1 Peak

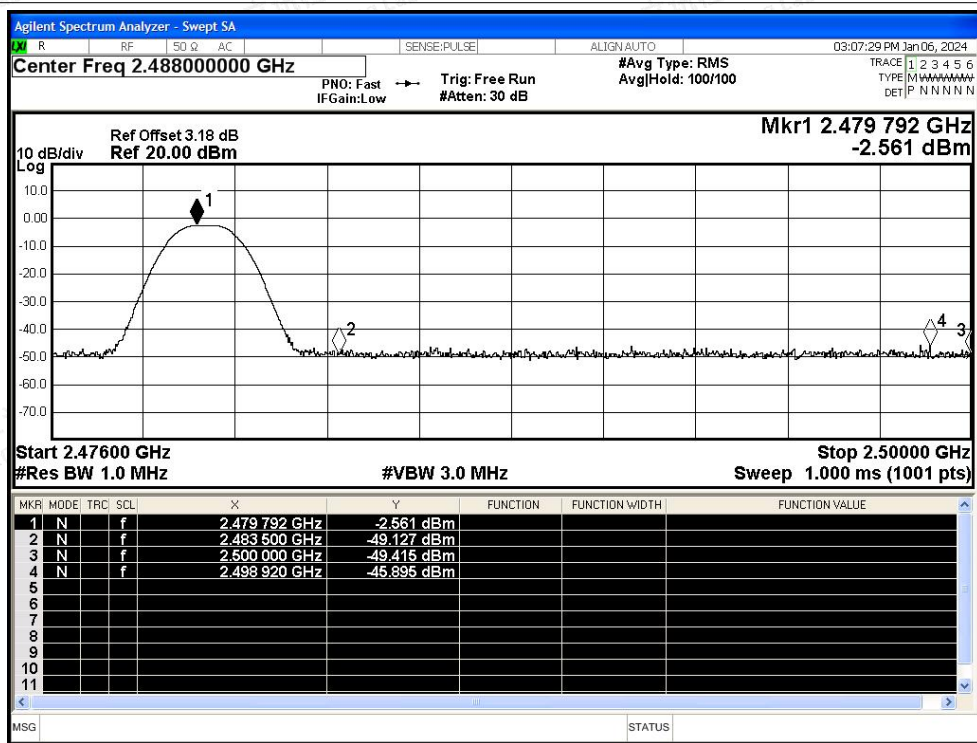


Restrict Band NVNT BLE 1M 2402MHz Ant1 Average





Restrict Band NVNT BLE 1M 2480MHz Ant1 Peak



Restrict Band NVNT BLE 1M 2480MHz Ant1 Average

