



## Appendix D

### RF Test Data for 5.2GWIFI (Conducted Measurement)

Product Name: Remote Diagnosis Interface

Test Model: SLC

#### Environmental Conditions

Temperature:	23.8°C
Relative Humidity:	52.1%
ATM Pressure:	100.0 kPa
Test Engineer:	Paddi Chen
Supervised by:	Nick Peng



Shenzhen LCS Compliance Testing Laboratory Ltd.  
Add: 101, 201 Bldg A & 301 Bldg C, Juji Industrial Park Yabianxueziwei, Shajing Street, Baoan District, Shenzhen, 518000, China  
Tel: +(86) 0755-82591330 | E-mail: webmaster@lcs-cert.com | Web: www.lcs-cert.com  
Scan code to check authenticity



### D.1 -26dB Bandwidth

Condition	Mode	Frequency (MHz)	Antenna	-26 dB Bandwidth (MHz)	Limit -26 dB Bandwidth (MHz)	Verdict
NVNT	a	5180	Ant1	23.13	$\geq 0.5$	Pass
NVNT	a	5200	Ant1	25.366	$\geq 0.5$	Pass
NVNT	a	5240	Ant1	22.729	$\geq 0.5$	Pass
NVNT	n20	5180	Ant1	26.61	$\geq 0.5$	Pass
NVNT	n20	5200	Ant1	26.231	$\geq 0.5$	Pass
NVNT	n20	5240	Ant1	26.696	$\geq 0.5$	Pass

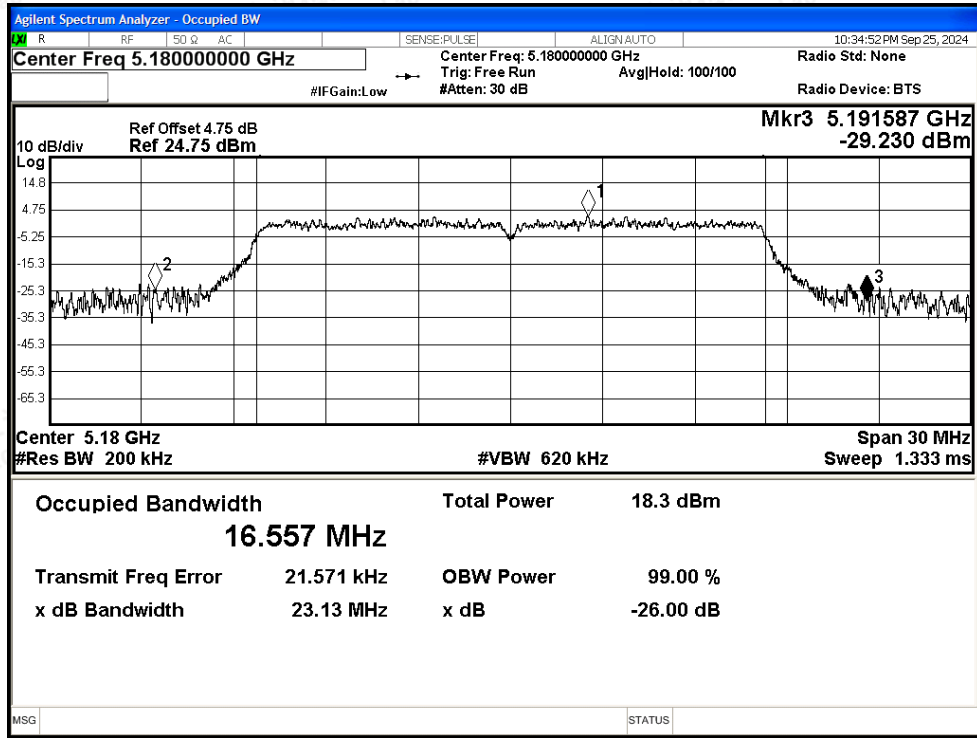


Shenzhen LCS Compliance Testing Laboratory Ltd.  
Add: 101, 201 Bldg A & 301 Bldg C, Juji Industrial Park Yabianxueziwei, Shajing Street, Baoan District, Shenzhen, 518000, China  
Tel: +(86) 0755-82591330 | E-mail: webmaster@lcs-cert.com | Web: www.lcs-cert.com  
Scan code to check authenticity

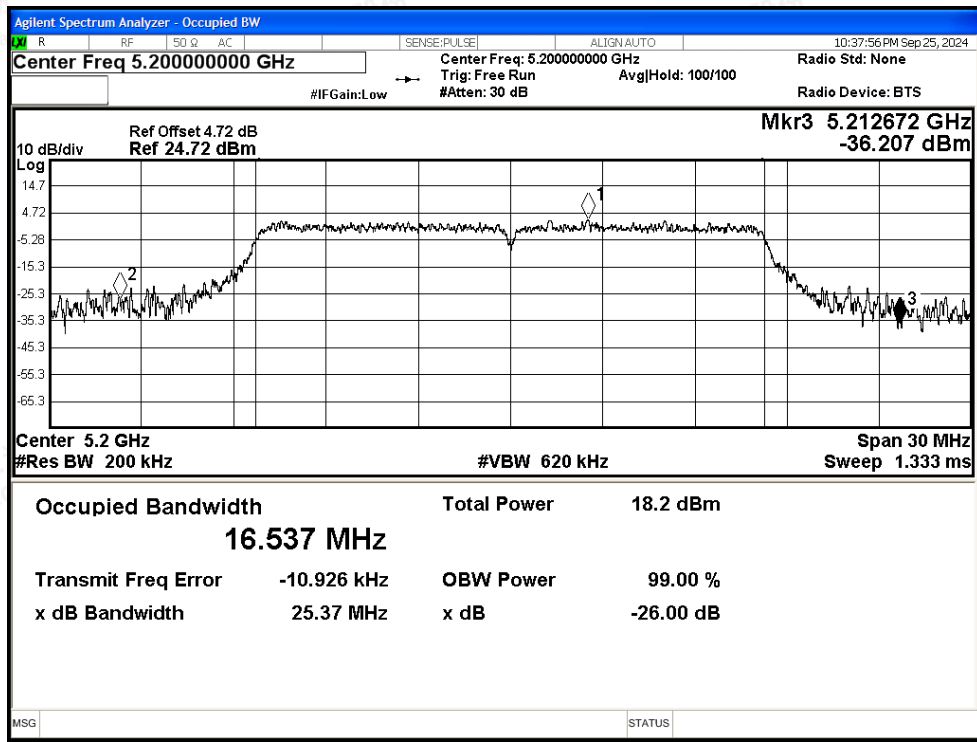


Test Graphs

-26dB Bandwidth NVNT a 5180MHz Ant1

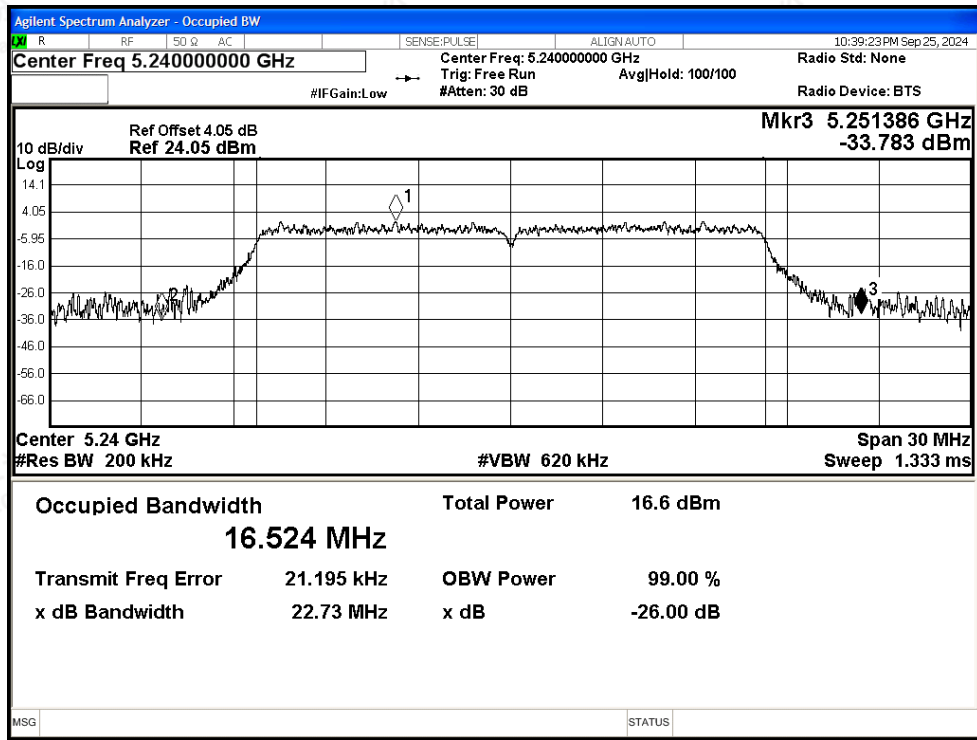


-26dB Bandwidth NVNT a 5200MHz Ant1

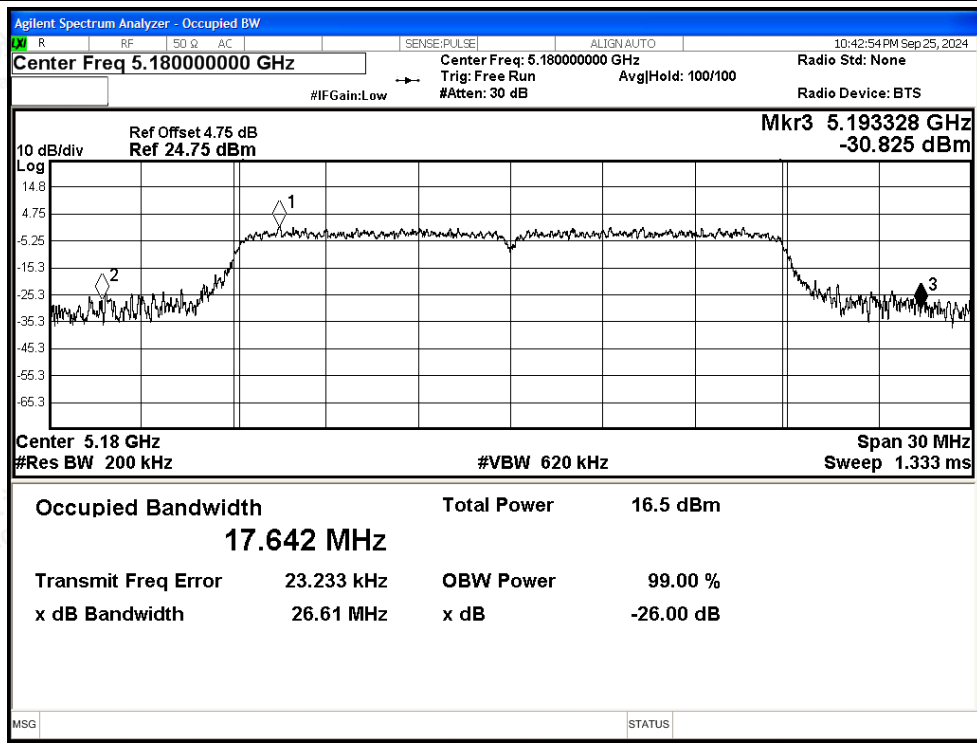




-26dB Bandwidth NVNT a 5240MHz Ant1

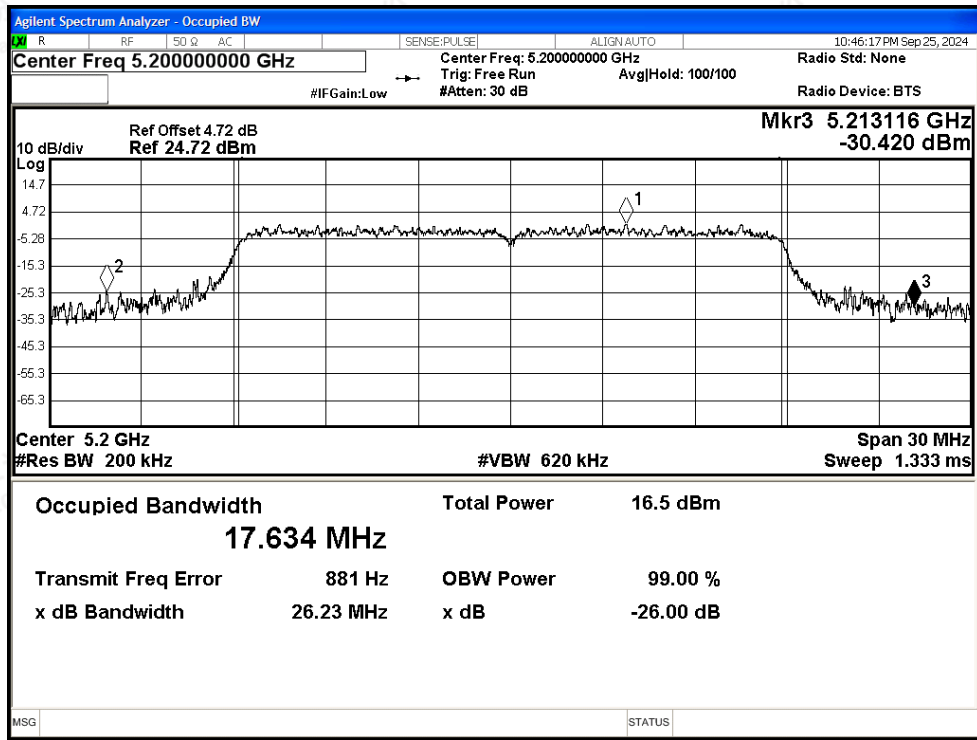


-26dB Bandwidth NVNT n20 5180MHz Ant1

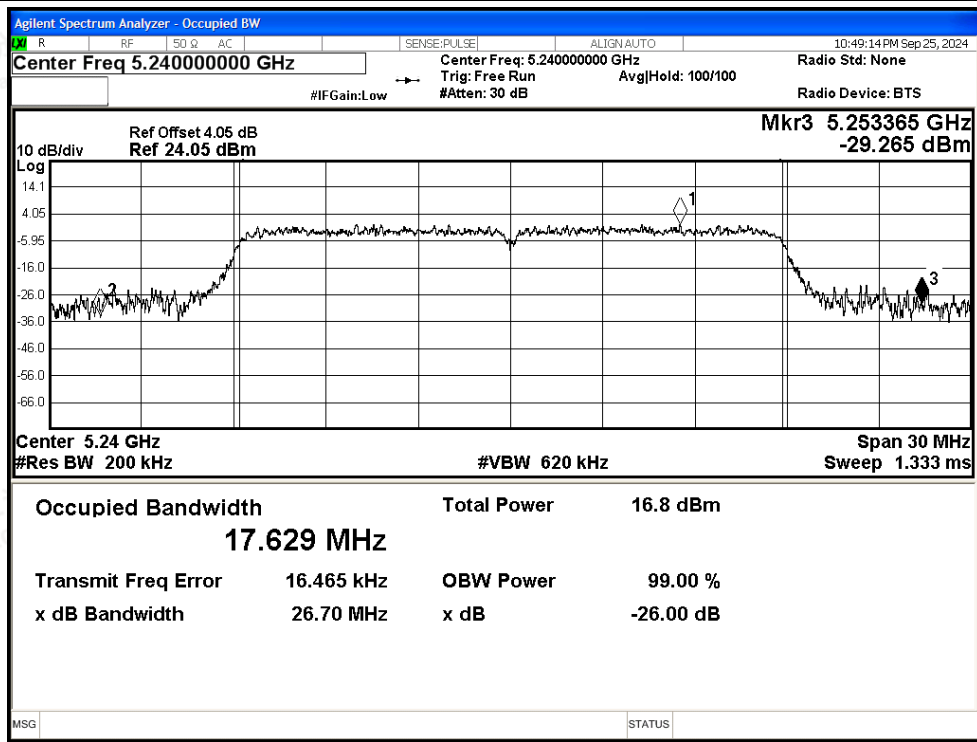




-26dB Bandwidth NVNT n20 5200MHz Ant1



-26dB Bandwidth NVNT n20 5240MHz Ant1





## D.2 Maximum Conducted Output Power

Condition	Mode	Frequency (MHz)	Antenna	Conducted Power (dBm)	Duty Factor (dB)	Total Power (dBm)	Limit (dBm)	Verdict
NVNT	a	5180	Ant1	12.59	0.24	12.83	24	Pass
NVNT	a	5200	Ant1	12.42	0.24	12.66	24	Pass
NVNT	a	5240	Ant1	12.91	0.24	13.15	24	Pass
NVNT	n20	5180	Ant1	11.01	0.12	11.13	24	Pass
NVNT	n20	5200	Ant1	10.89	0.12	11.01	24	Pass
NVNT	n20	5240	Ant1	11.31	0.12	11.43	24	Pass



Shenzhen LCS Compliance Testing Laboratory Ltd.  
Add: 101, 201 Bldg A & 301 Bldg C, Juji Industrial Park Yabianxueziwei, Shajing Street, Baoan District, Shenzhen, 518000, China  
Tel: +(86) 0755-82591330 | E-mail: webmaster@lcs-cert.com | Web: www.lcs-cert.com  
Scan code to check authenticity



### D.3 Maximum Power Spectral Density Level

Condition	Mode	Frequency (MHz)	Antenna	Conducted PSD (dBm)	Duty Factor (dB)	Total PSD (dBm)	Limit (dBm)	Verdict
NVNT	a	5180	Ant1	1.92	0.24	2.16	11	Pass
NVNT	a	5200	Ant1	1.97	0.24	2.21	11	Pass
NVNT	a	5240	Ant1	0.22	0.24	0.46	11	Pass
NVNT	n20	5180	Ant1	0.3	0.12	0.42	11	Pass
NVNT	n20	5200	Ant1	0.15	0.12	0.27	11	Pass
NVNT	n20	5240	Ant1	0.43	0.12	0.55	11	Pass

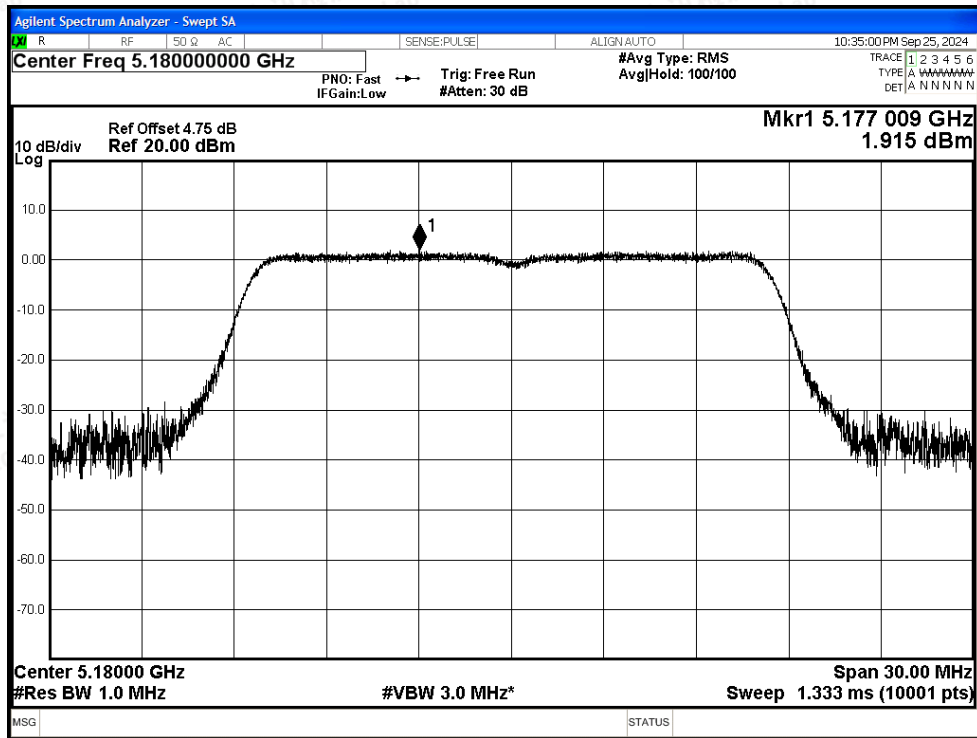


Shenzhen LCS Compliance Testing Laboratory Ltd.  
Add: 101, 201 Bldg A & 301 Bldg C, Juji Industrial Park Yabianxueziwei, Shajing Street, Baoan District, Shenzhen, 518000, China  
Tel: +(86) 0755-82591330 | E-mail: webmaster@lcs-cert.com | Web: www.lcs-cert.com  
Scan code to check authenticity

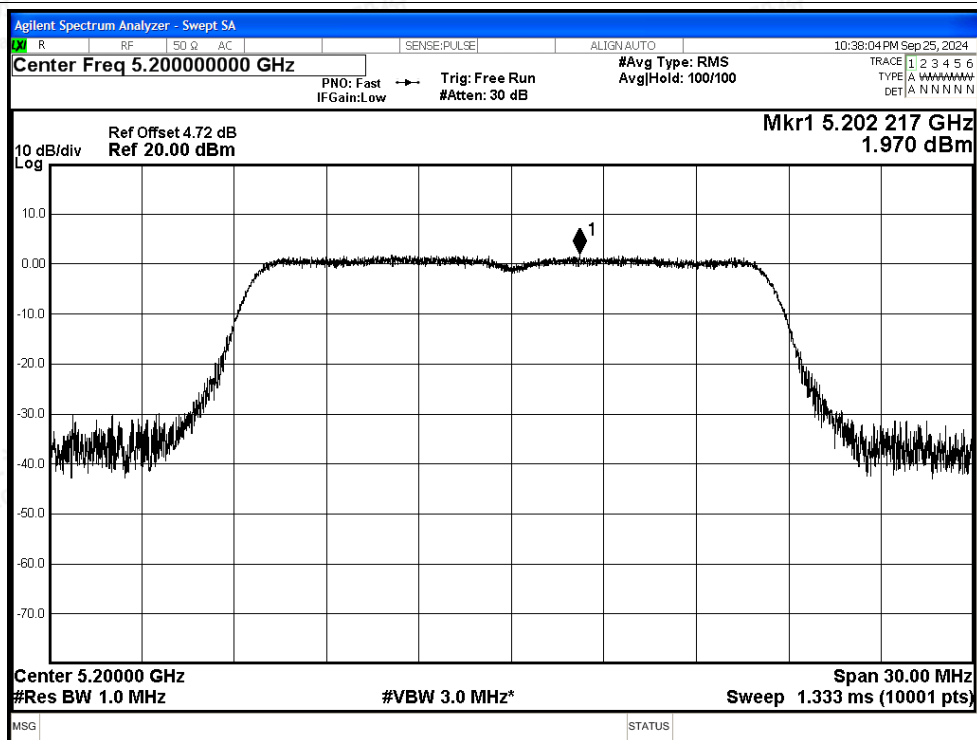


Test Graphs

PSD NVNT a 5180MHz Ant1



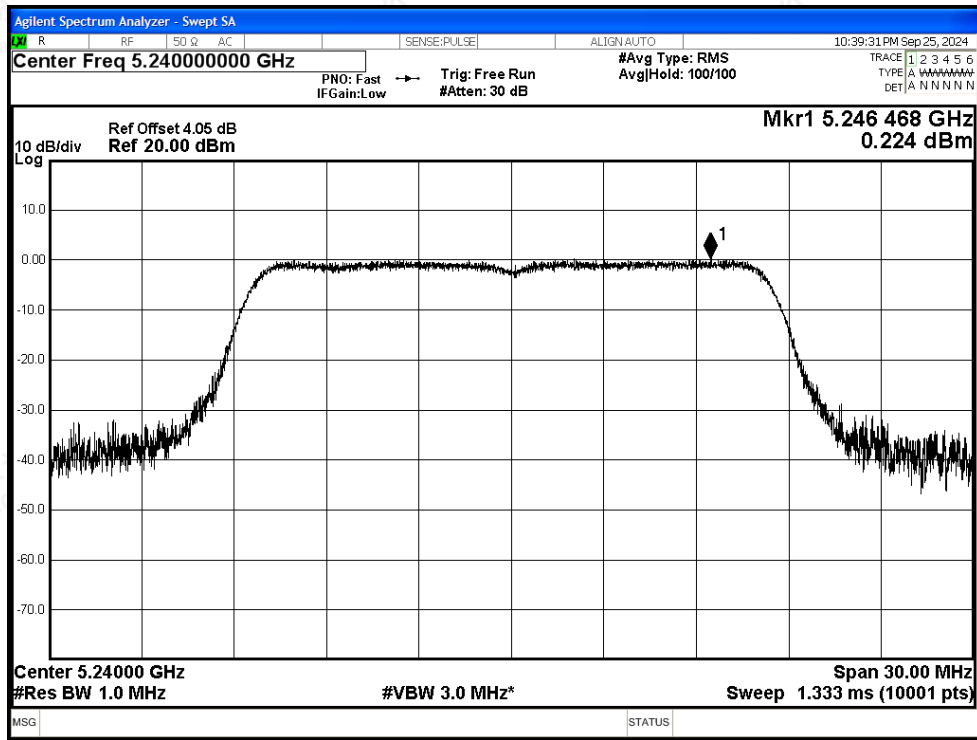
PSD NVNT a 5200MHz Ant1



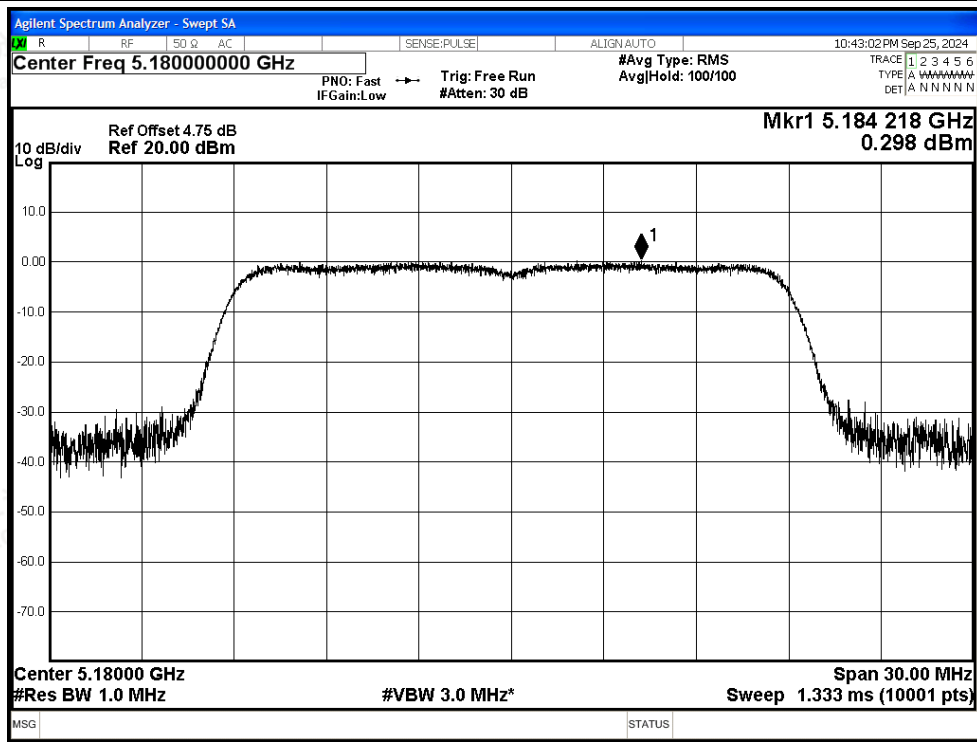




PSD NVNT a 5240MHz Ant1

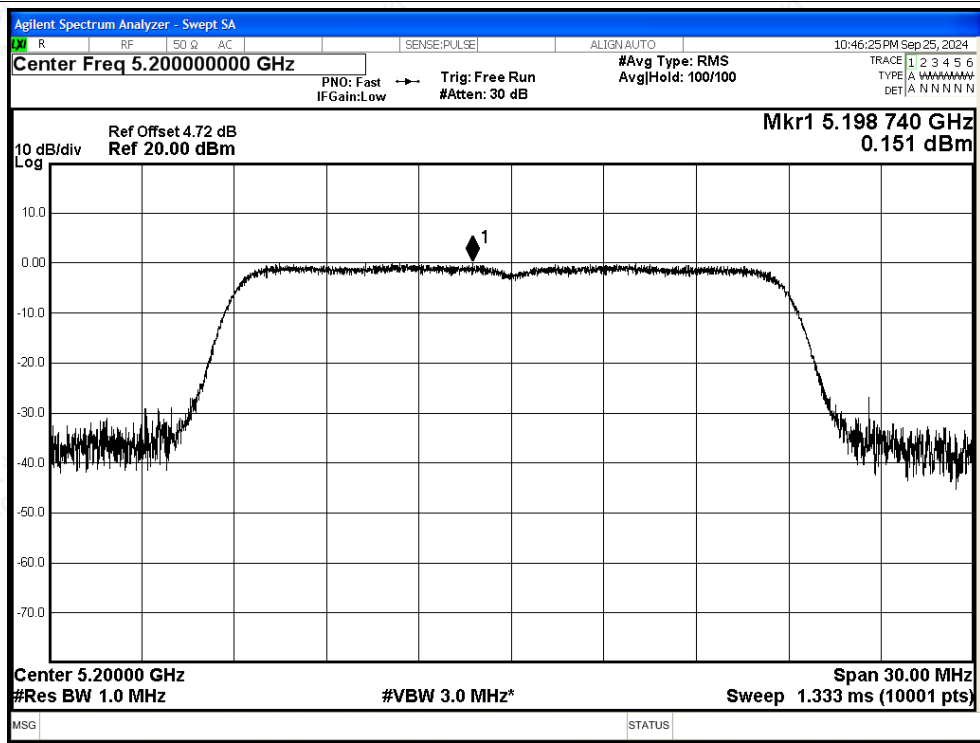


PSD NVNT n20 5180MHz Ant1

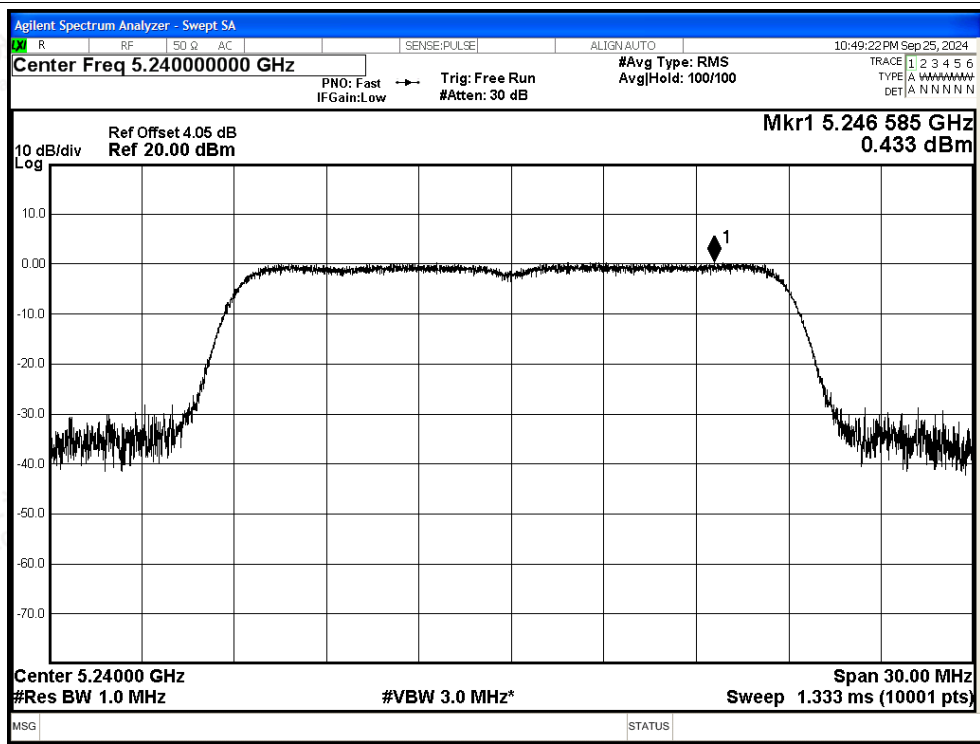




PSD NVNT n20 5200MHz Ant1



PSD NVNT n20 5240MHz Ant1





### D.4 Restrict Band

Condition	Mode	Frequency (MHz)	Antenna	Spur Freq (MHz)	Power (dBm)	Gain (dBi)	Duty Factor (dB)	E (dBuV/m)	Detector	Limit (dBuV/m)	Verdict
NVNT	a	5180	Ant1	4500	-48.57	2	-	48.66	Peak	68.2	Pass
NVNT	a	5180	Ant1	4500	-57.53	2	0.24	39.94	Average	54	Pass
NVNT	a	5180	Ant1	5149.6	-40.07	2	-	57.16	Peak	68.2	Pass
NVNT	a	5180	Ant1	5149.6	-52.1	2	0.24	45.37	Average	54	Pass
NVNT	a	5180	Ant1	5150	-38.66	2	-	58.57	Peak	68.2	Pass
NVNT	a	5180	Ant1	5150	-51.92	2	0.24	45.55	Average	54	Pass
NVNT	a	5240	Ant1	5350	-48.96	2	-	48.27	Peak	68.2	Pass
NVNT	a	5240	Ant1	5350	-56.62	2	0.24	40.85	Average	54	Pass
NVNT	a	5240	Ant1	5368.08	-45.58	2	-	51.65	Peak	68.2	Pass
NVNT	a	5240	Ant1	5365.2	-55.81	2	0.24	41.66	Average	54	Pass
NVNT	a	5240	Ant1	5460	-50.47	2	-	46.76	Peak	68.2	Pass
NVNT	a	5240	Ant1	5460	-56.61	2	0.24	40.86	Average	54	Pass
NVNT	n20	5180	Ant1	4500	-49.09	2	-	48.14	Peak	68.2	Pass
NVNT	n20	5180	Ant1	4500	-57.53	2	0.12	39.82	Average	54	Pass
NVNT	n20	5180	Ant1	5149.6	-35.76	2	-	61.47	Peak	68.2	Pass
NVNT	n20	5180	Ant1	5149.6	-51.13	2	0.12	46.22	Average	54	Pass
NVNT	n20	5180	Ant1	5150	-36.63	2	-	60.6	Peak	68.2	Pass
NVNT	n20	5180	Ant1	5150	-49.57	2	0.12	47.78	Average	54	Pass
NVNT	n20	5240	Ant1	5350	-48.1	2	-	49.13	Peak	68.2	Pass
NVNT	n20	5240	Ant1	5350	-56.78	2	0.12	40.57	Average	54	Pass
NVNT	n20	5240	Ant1	5401.92	-46.08	2	-	51.15	Peak	68.2	Pass
NVNT	n20	5240	Ant1	5350.32	-56.17	2	0.12	41.18	Average	54	Pass
NVNT	n20	5240	Ant1	5460	-47.94	2	-	49.29	Peak	68.2	Pass
NVNT	n20	5240	Ant1	5460	-57.38	2	0.12	39.97	Average	54	Pass

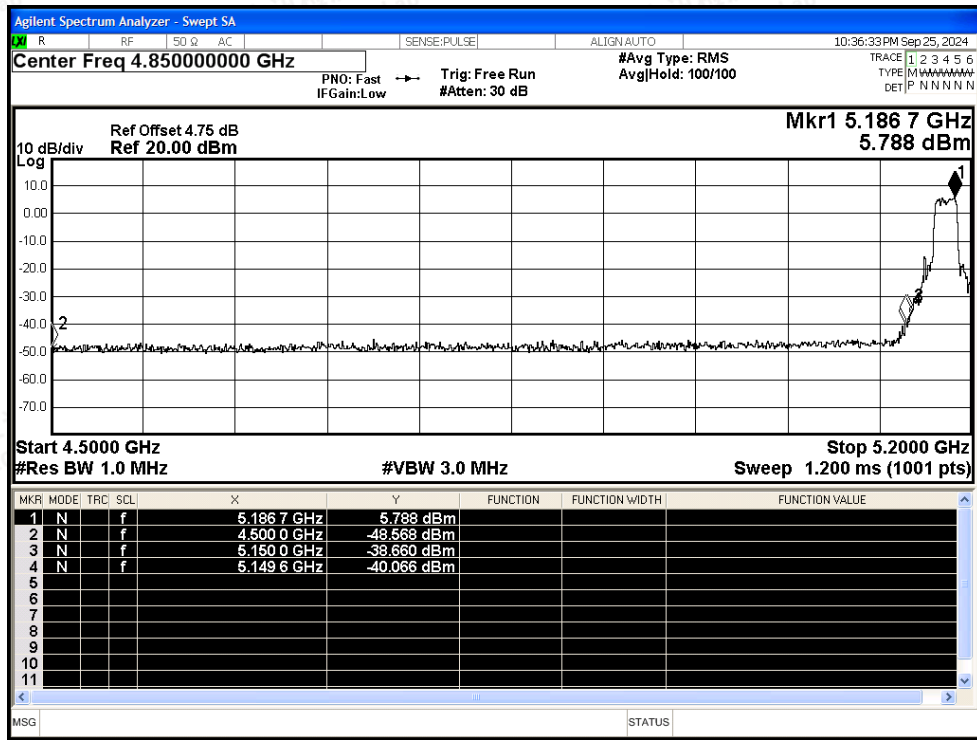


Shenzhen LCS Compliance Testing Laboratory Ltd.  
 Add: 101, 201 Bldg A & 301 Bldg C, Juji Industrial Park Yabianxueziwei, Shajing Street, Baoan District, Shenzhen, 518000, China  
 Tel: +(86) 0755-82591330 | E-mail: webmaster@lcs-cert.com | Web: www.lcs-cert.com  
 Scan code to check authenticity

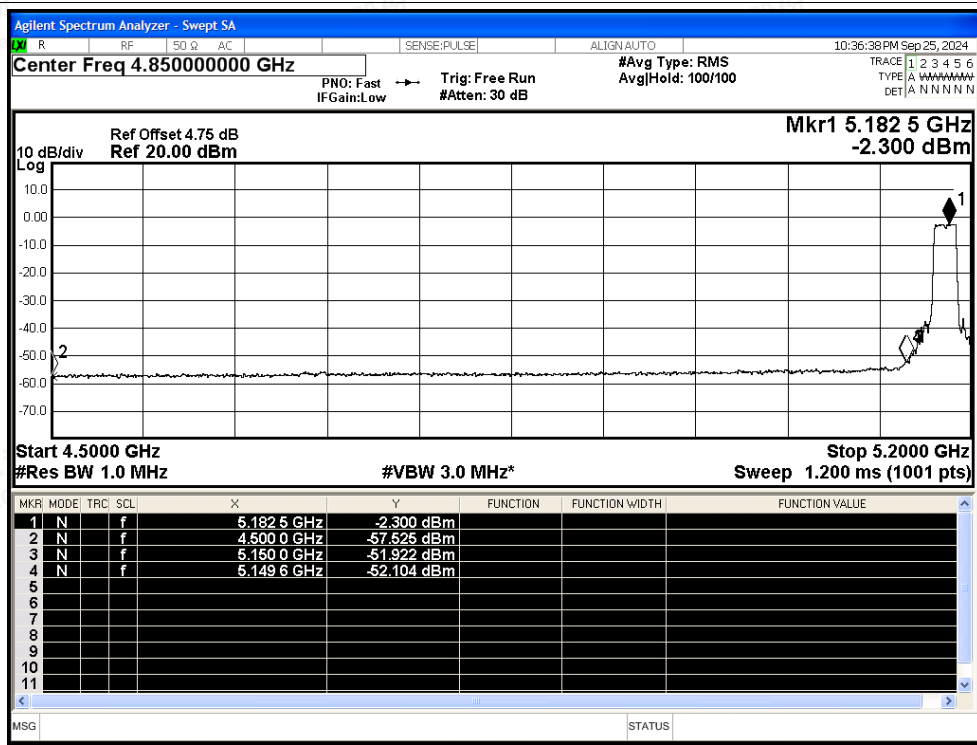


Test Graphs

Restrict Band NVNT a 5180MHz Ant1 Peak

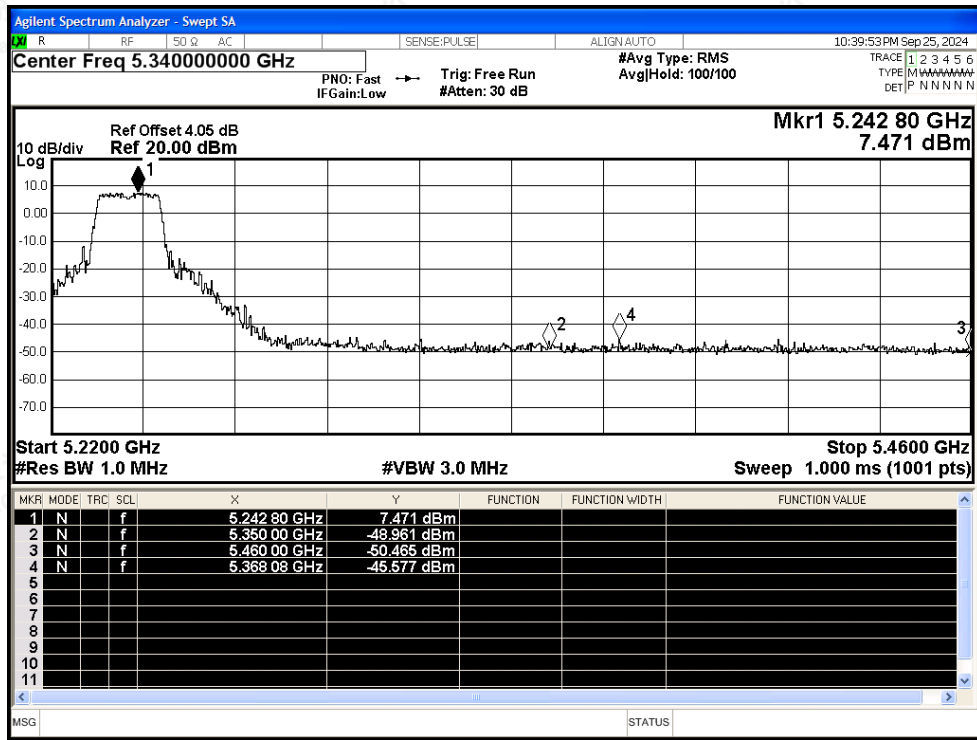


Restrict Band NVNT a 5180MHz Ant1 Average

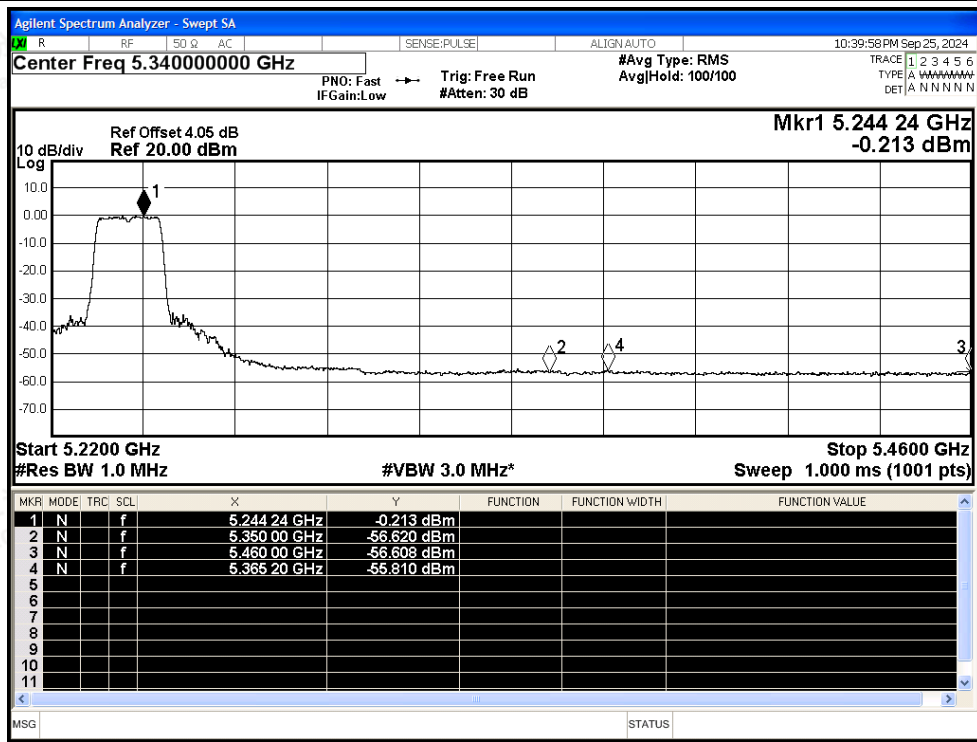




Restrict Band NVNT a 5240MHz Ant1 Peak

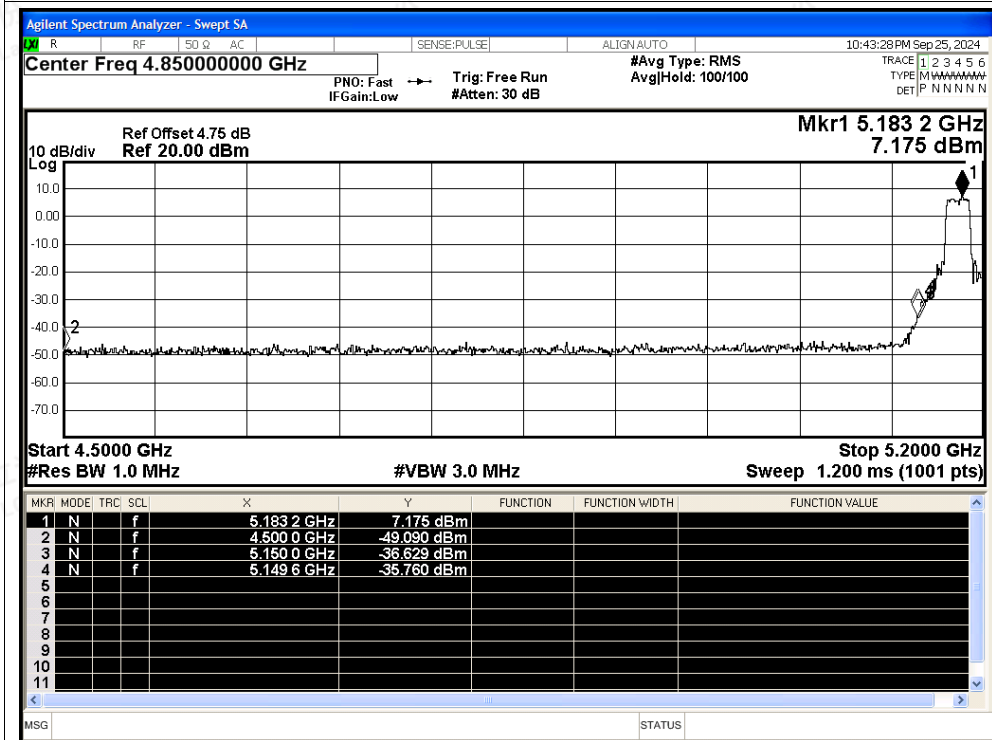


Restrict Band NVNT a 5240MHz Ant1 Average

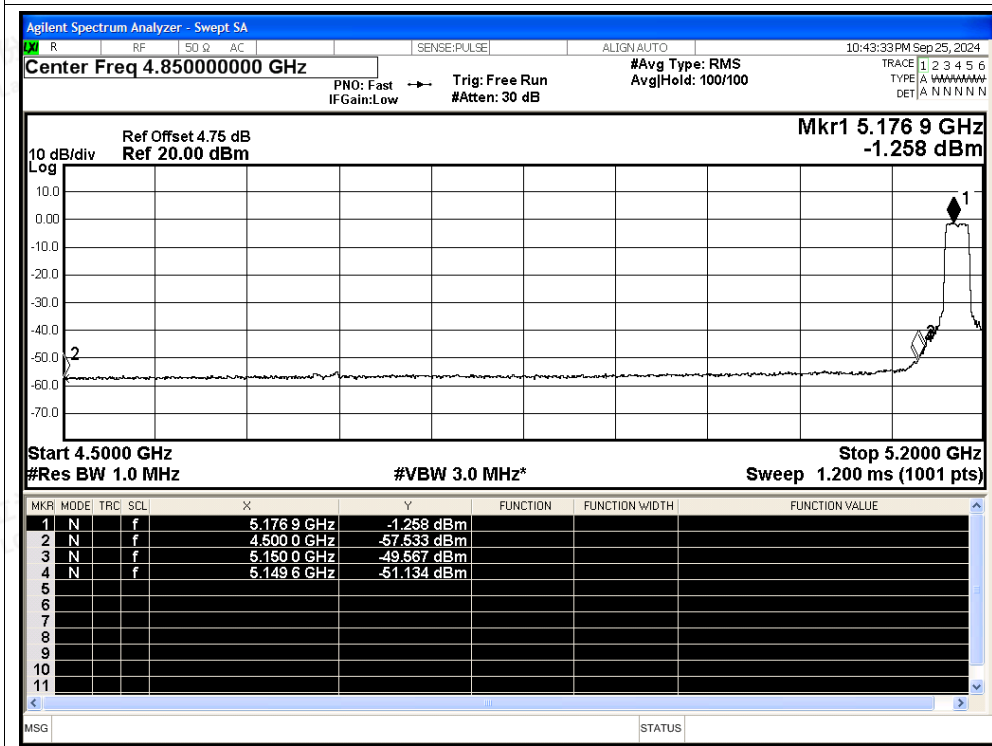




Restrict Band NVNT n20 5180MHz Ant1 Peak

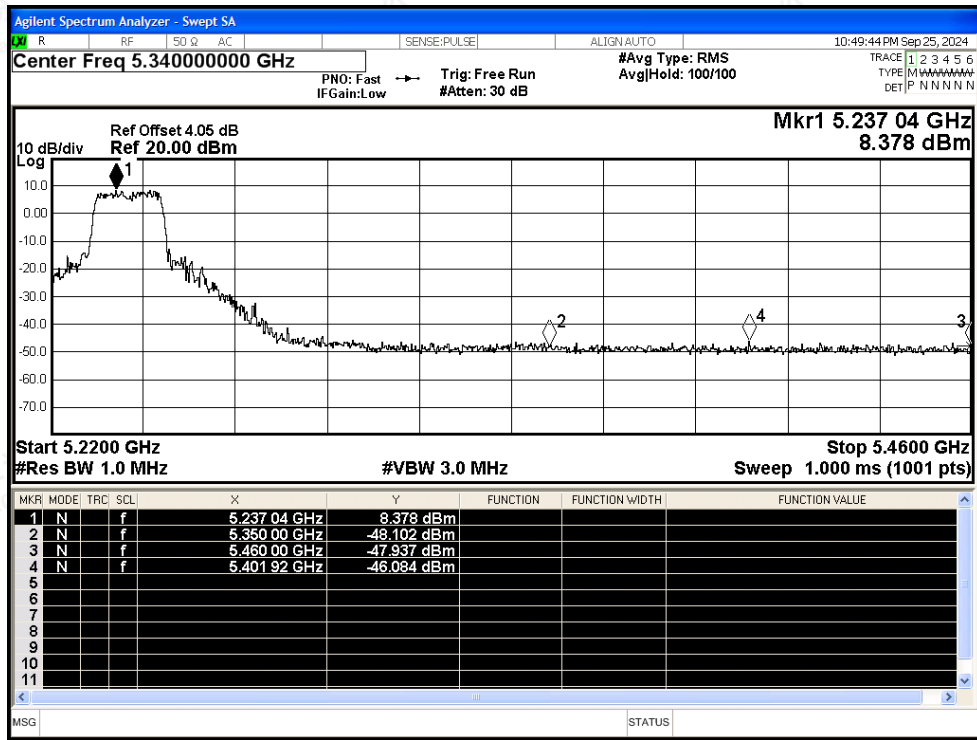


Restrict Band NVNT n20 5180MHz Ant1 Average

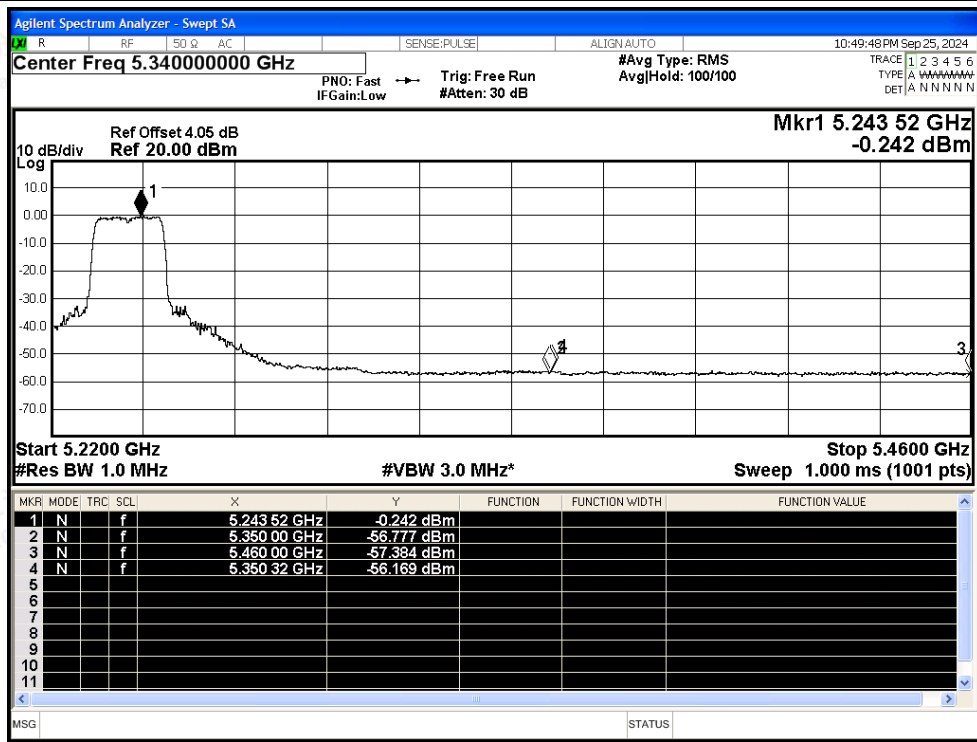




Restrict Band NVNT n20 5240MHz Ant1 Peak



Restrict Band NVNT n20 5240MHz Ant1 Average





### D.5 Frequency Stability

Condition	Mode	Frequency (MHz)	Antenna	Measured Frequency (MHz)	Frequency Error (Hz)	Deviation (ppm)	Limit (ppm)	Verdict
NVNT	a	5180	Ant1	5179.98	-20000	-3.86	25	Pass
NVNT	a	5200	Ant1	5199.98	-20000	-3.85	25	Pass
NVNT	a	5240	Ant1	5240	0	0	25	Pass
NVNT	n20	5180	Ant1	5179.96	-40000	-7.72	25	Pass
NVNT	n20	5200	Ant1	5199.98	-20000	-3.85	25	Pass
NVNT	n20	5240	Ant1	5239.96	-40000	-7.63	25	Pass



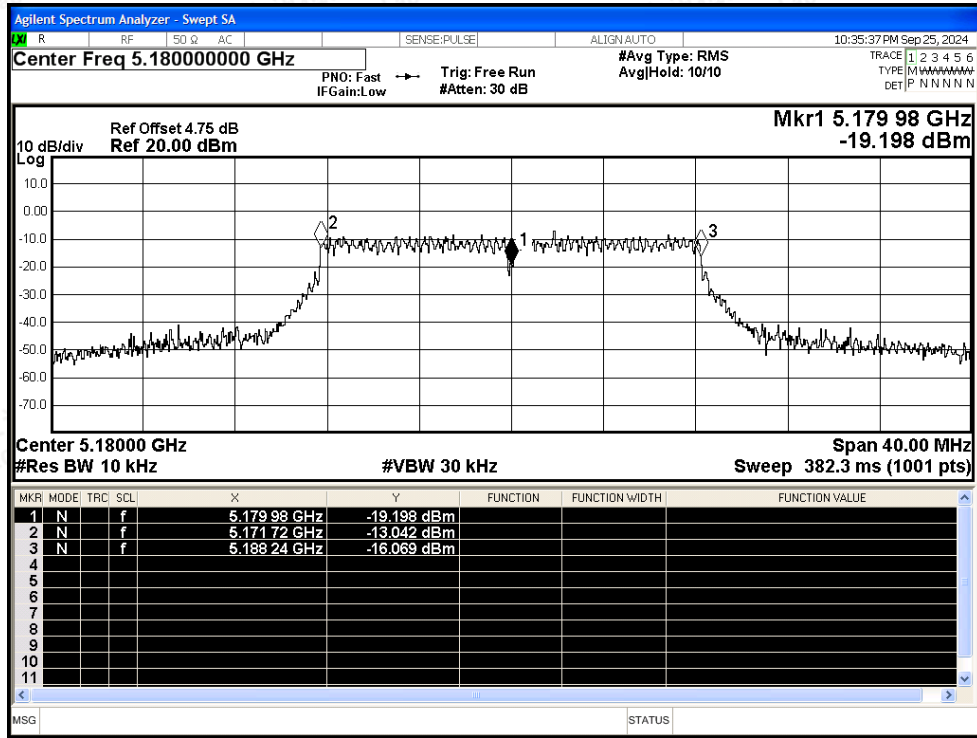
Shenzhen LCS Compliance Testing Laboratory Ltd.  
 Add: 101, 201 Bldg A & 301 Bldg C, Juji Industrial Park Yabianxueziwei, Shajing Street, Baoan District, Shenzhen, 518000, China  
 Tel: +(86) 0755-82591330 | E-mail: webmaster@lcs-cert.com | Web: www.lcs-cert.com  
 Scan code to check authenticity



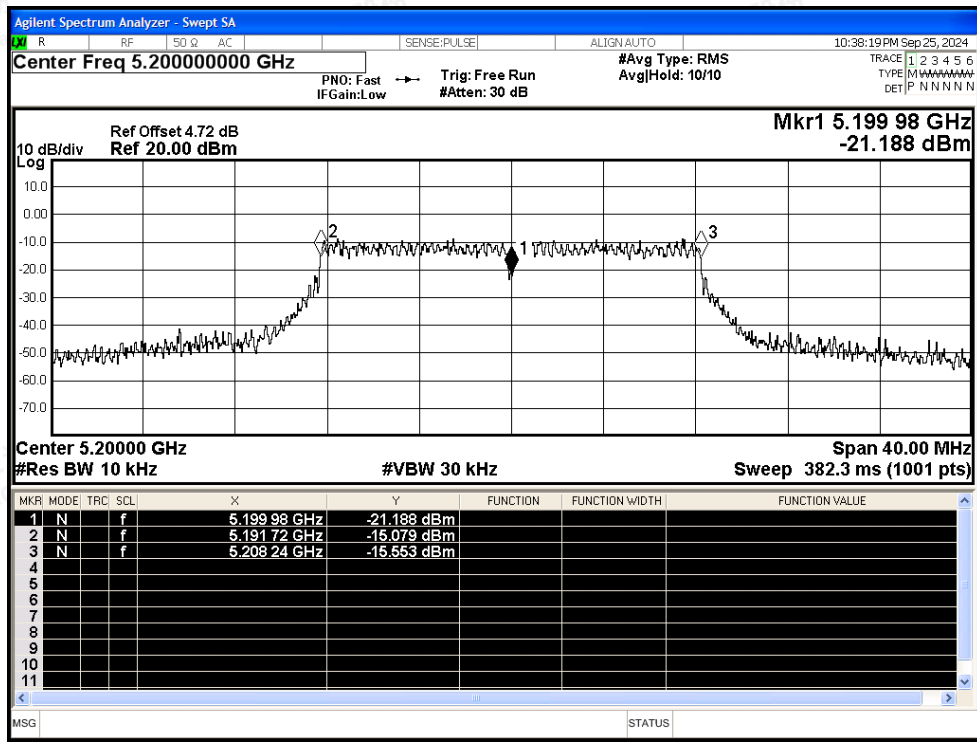


Test Graphs

Freq. Stability NVNT a 5180MHz Ant1

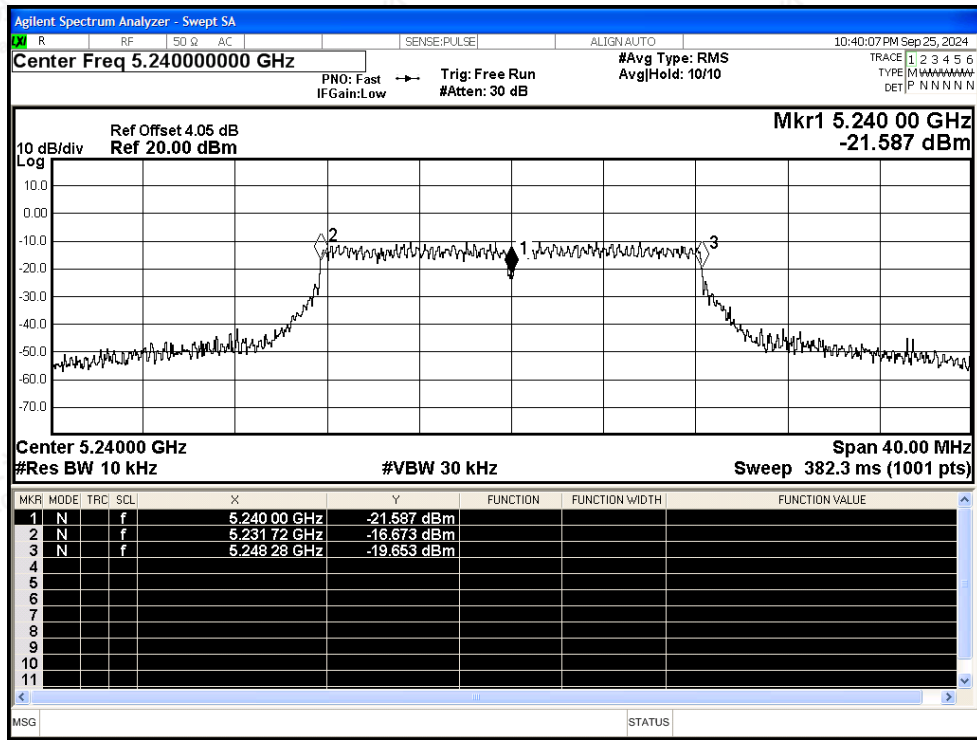


Freq. Stability NVNT a 5200MHz Ant1

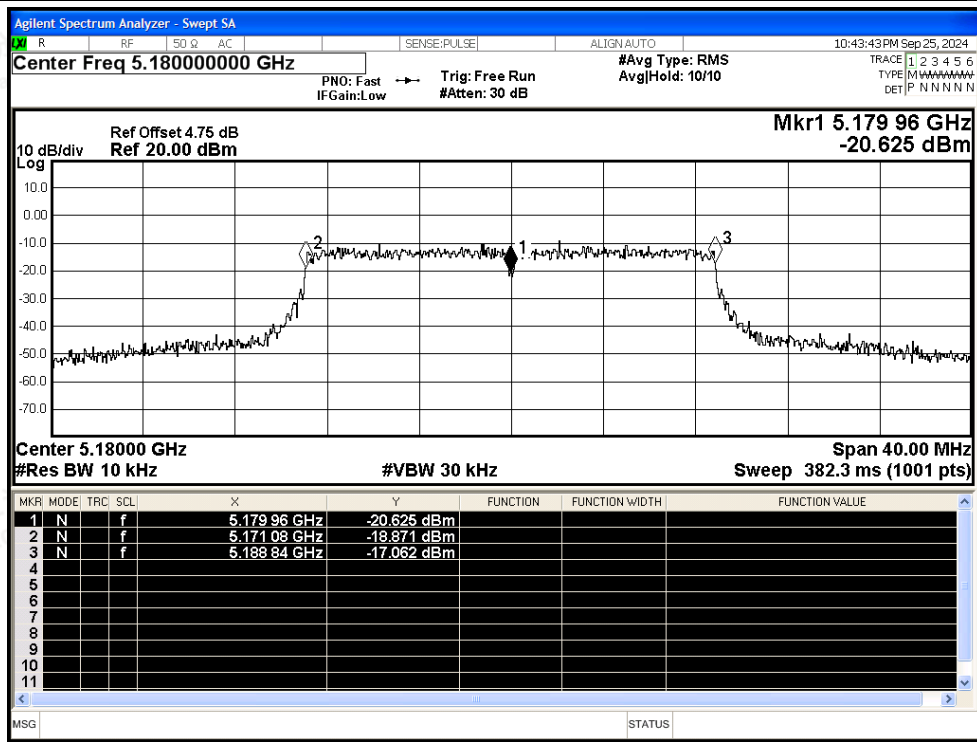




Freq. Stability NVNT a 5240MHz Ant1

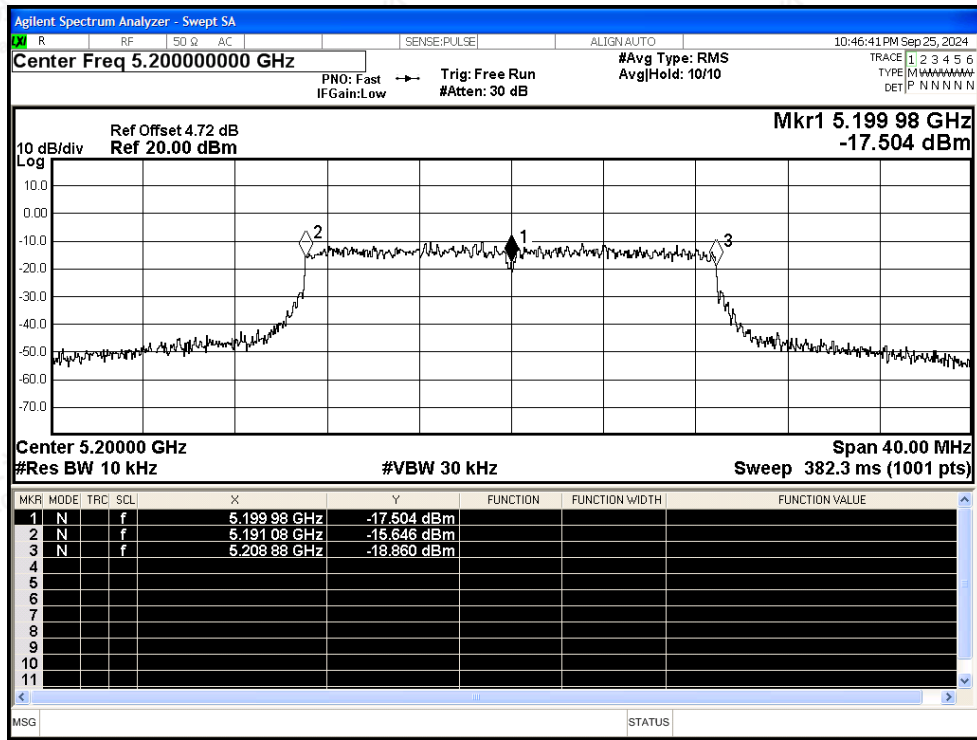


Freq. Stability NVNT n20 5180MHz Ant1

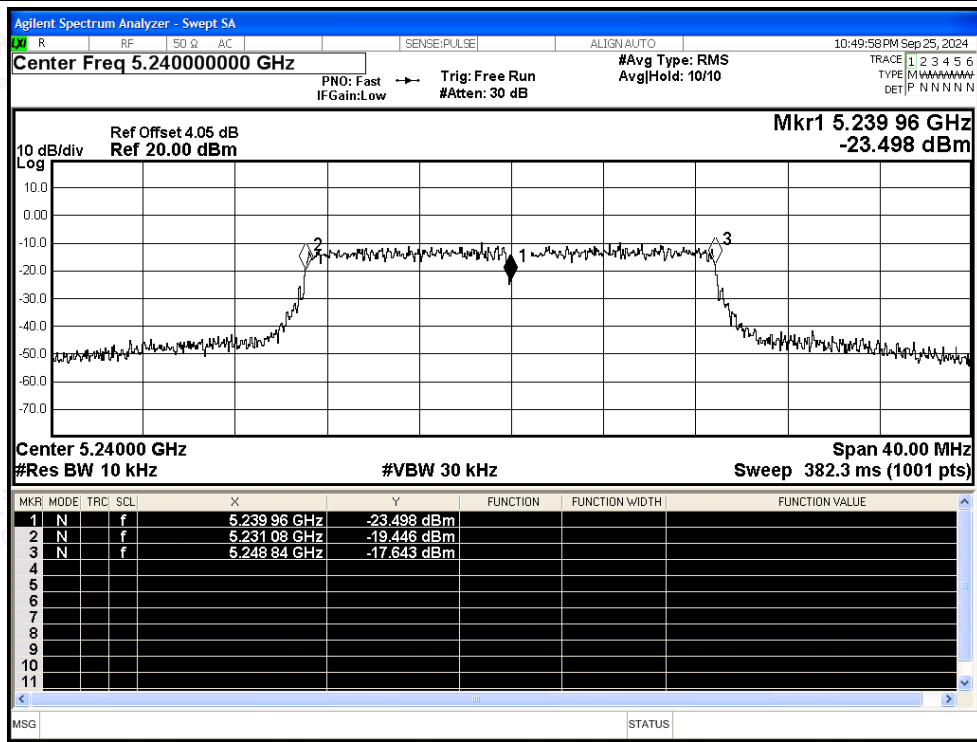




Freq. Stability NVNT n20 5200MHz Ant1



Freq. Stability NVNT n20 5240MHz Ant1





## D.6 Duty Cycle

Condition	Mode	Frequency (MHz)	Antenna	Duty Cycle (%)	Correction Factor (dB)	1/T (kHz)
NVNT	a	5180	Ant1	94.56	0.24	0.91
NVNT	a	5200	Ant1	94.56	0.24	0.91
NVNT	a	5240	Ant1	94.56	0.24	0.91
NVNT	n20	5180	Ant1	97.29	0.12	0.44
NVNT	n20	5200	Ant1	97.29	0.12	0.44
NVNT	n20	5240	Ant1	97.29	0.12	0.44

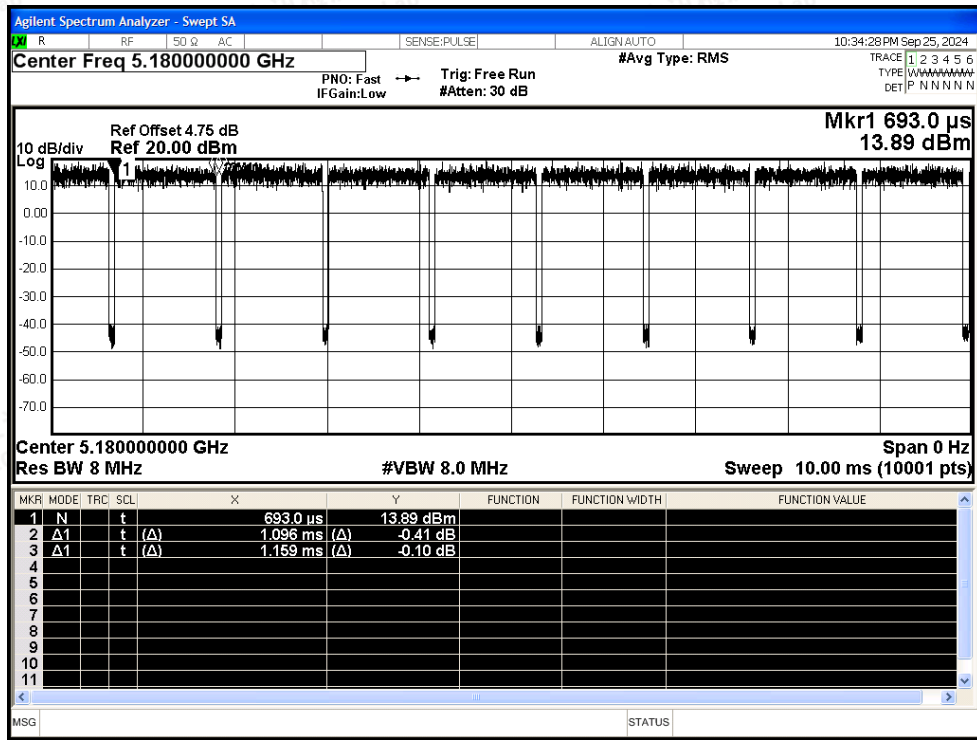


Shenzhen LCS Compliance Testing Laboratory Ltd.  
Add: 101, 201 Bldg A & 301 Bldg C, Juji Industrial Park Yabianxueziwei, Shajing Street, Baoan District, Shenzhen, 518000, China  
Tel: +(86) 0755-82591330 | E-mail: webmaster@lcs-cert.com | Web: www.lcs-cert.com  
Scan code to check authenticity

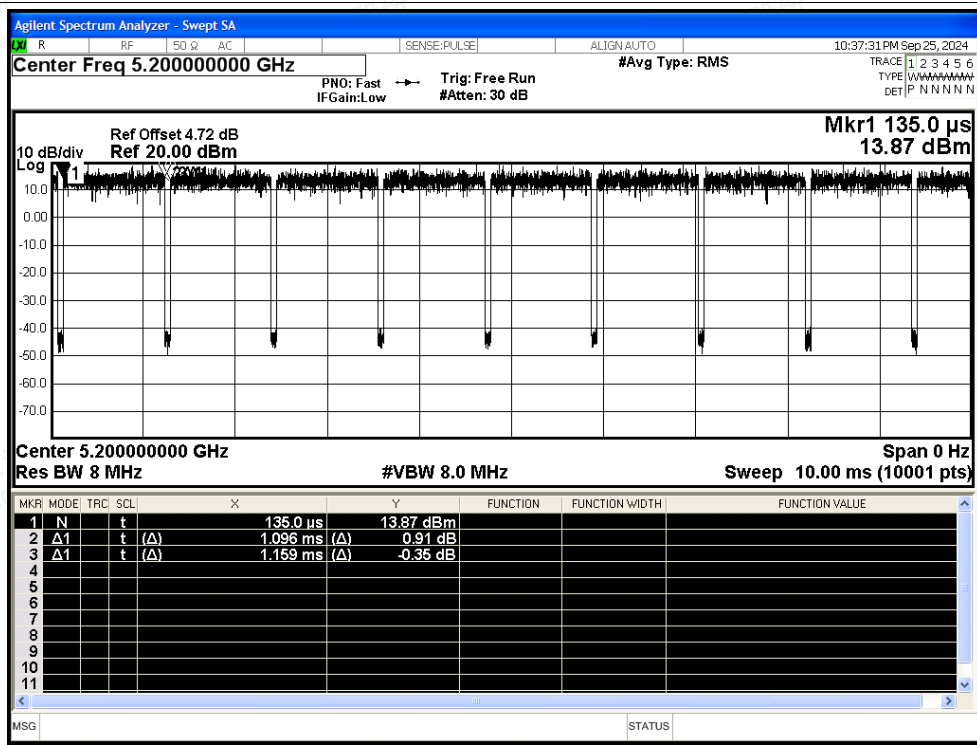


Test Graphs

Duty Cycle NVNT a 5180MHz Ant1

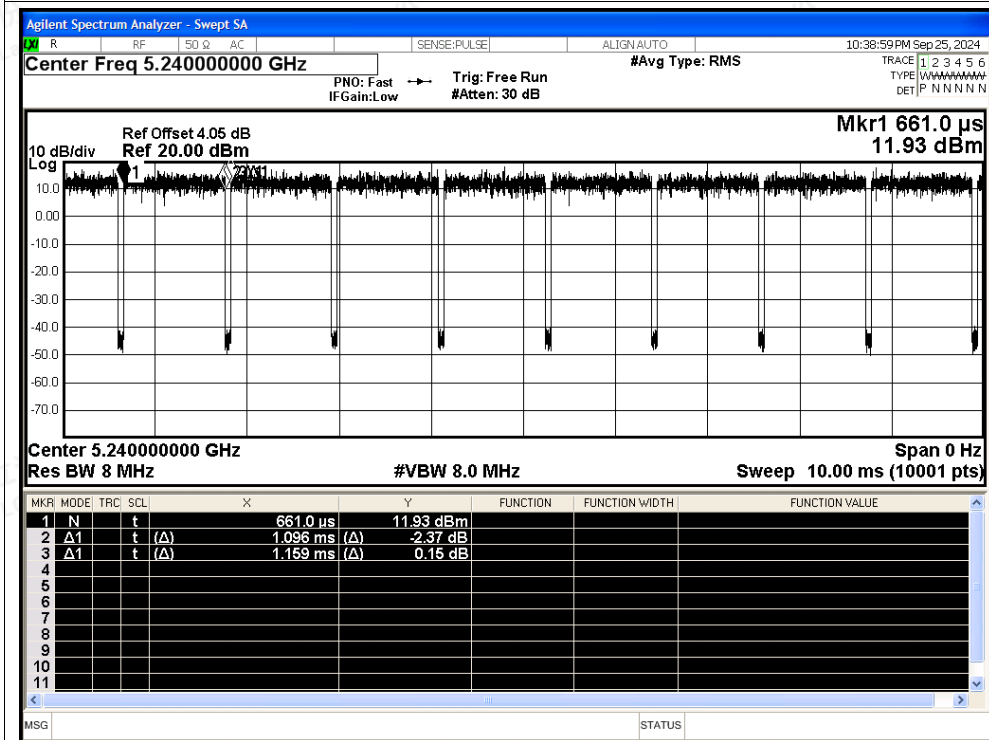


Duty Cycle NVNT a 5200MHz Ant1

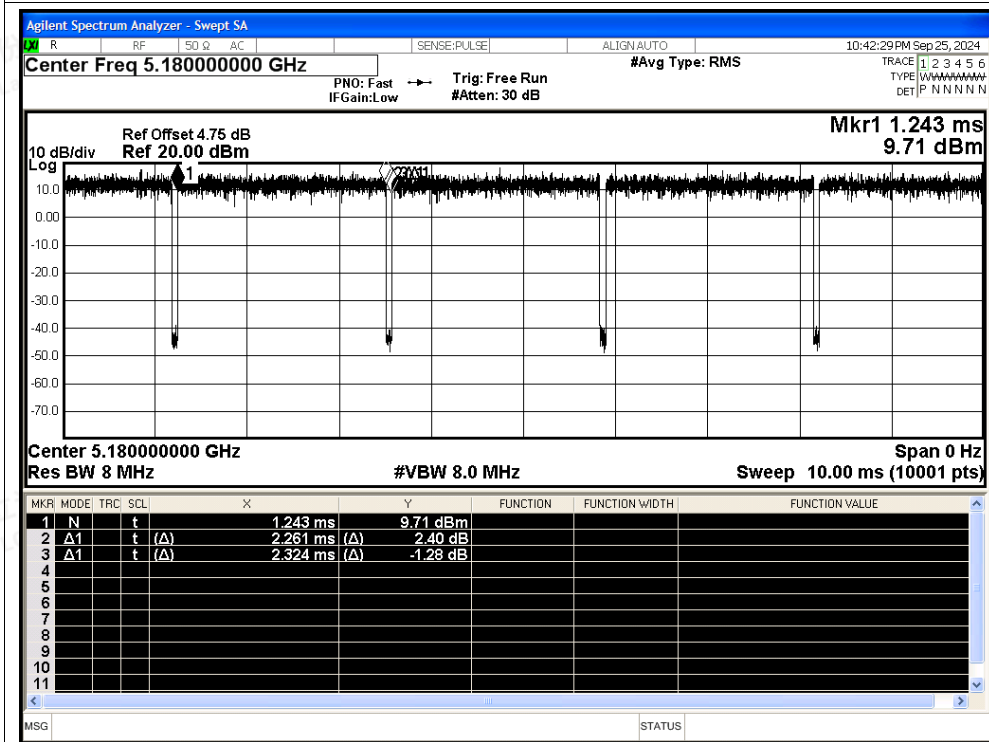




Duty Cycle NVNT a 5240MHz Ant1

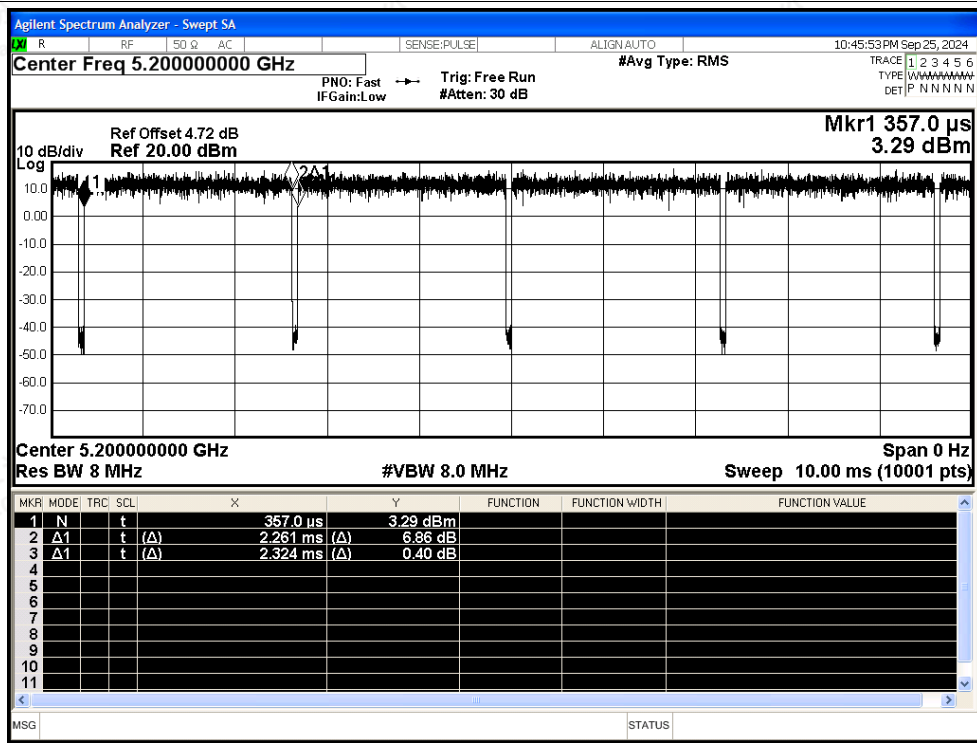


Duty Cycle NVNT n20 5180MHz Ant1





Duty Cycle NVNT n20 5200MHz Ant1



Duty Cycle NVNT n20 5240MHz Ant1

