

BLUETOOTH FM TRANSMITTER WITH REMOTE CONTROL



USER'S MANUAL
MODEL: VM-216
VERSION: V-01

1

Thank you for choosing VM-216 Bluetooth FM Transmitter which is dedicated for cars. This product uses a high-performance Bluetooth module and audio decoding chip, supports AUX input and comes with a remote control. It can play music files in the U disk and transmit them to the car stereo via FM wirelessly. You can connect via Bluetooth, and transmit the music in the mobile phone wirelessly to the car stereo. Built in hands-free phone call system switches between music and incoming calls seamlessly and enables you talk on the phone freely during your driving. This product works by means of wireless transmissions, so you can keep the original classic setting of your car and still enjoy music on the road.

At the same time, the remote control of this equipment can also be used as a steering wheel function control system, which can bring you a brand new music listening experience during your driving.

Safety Guide

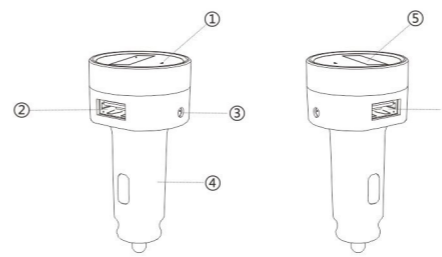
- (1) Do not drop, puncture or disassemble this product;
- (2) This product is not waterproof, please do not expose it to rain or water splashing;
- (3) For safety, do not prolong exposure to direct sunlight;
- (4) Do not place this product in an open flame that may cause an explosion;
- (5) Clean with a clean soft cloth and do not use any corrosive cleaning agent;
- (6) Drive safely. Do not operate this product while driving.

2

Features

1. Short press the voice button to wake up the voice assistant, voice navigation and voice dial;
2. The remote control can be glued to the steering wheel to answer the phone and switch songs while driving;
3. Supports mobile phone A2DP function, plays high-quality mobile music directly after connecting to Bluetooth;
4. After connecting to Bluetooth, it will automatically connect back after power on and enter the pairing state automatically;
5. AUX supports U disk to play MP3/WMA/WAV/FLAC/APE format music;
6. Comes with car charger, output 5V-2.4A;
7. This device has a car battery voltage display function;
8. Double-press the answering button on the remote control to call back the last call record;
9. Long press the previous track button on the remote control to disconnect the Bluetooth;
10. Long press the next track button on the remote control to switch Bluetooth/AUX/USB mode;
11. When the remote control battery is dead, please replace the battery.

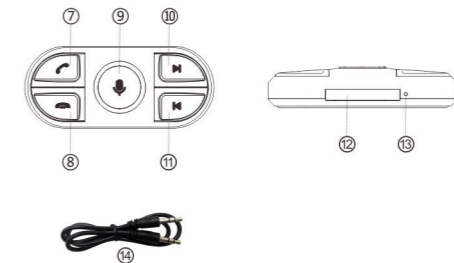
Descriptions



3

Device

- ① Microphone
- ② U Disk Slot
- ③ 3.5mm AUX Port
- ④ Car Charging Adapter
- ⑤ LED Display
- ⑥ USB Charging Port Output 5V-2.4A



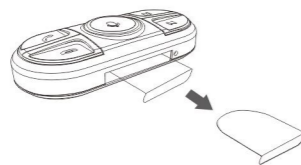
Remote Control

- ⑦ Answering Button
- ⑧ Hang Up Button
- ⑨ Voice Button
- ⑩ Next Track Button
- ⑪ Previous Track Button
- ⑫ Battery Slot
- ⑬ Battery Removal Hole
- ⑭ 0.5M 3.5MM Aux In Cable

4

Instructions

- (1) Insert the product into the car cigarette lighter and start the car engine, it will be powered on automatically.
- (2) Take out the battery insulation sheet, tear off the 3M glue on the back of the remote control and paste it on the steering wheel where it is easy to operate;



- (3) Long press the voice button to enter the frequency setting interface, through the previous track button and next track button to adjust the transmit frequency;

- (4) Turn on your car's FM radio stations and adjust the frequency to match with the frequency on the transmitter which supports 199 frequencies between 88.1MHz-107.9MHz;

- (5) Enable Bluetooth on your smartphone and search for available Bluetooth devices, select "VM-216" and connect.



5

Music Play

When the VM-216 Bluetooth FM Transmitter is successfully connected to your smartphone, you can play music from your phone, the music will be transmitted to your car stereo via Bluetooth, you can also play the music from a U disk; And to further reduce the audio signal loss during the wireless transmission, you can even connect your phone or any MP3 audio device with our product by using a 3.5mm AUX cable.

Pause/Play	Press "⏸" to Pause/Play
Previous Track	Press "⏮" to switch to the previous Track
Next Track	Press "⏭" to switch to the previous Track
Clear Bluetooth Connection	Under Bluetooth mode, Long Press "⏮" to clear current Bluetooth connection.
AUX Mode	The mode will change automatically when AUX/U Disk is inserted under Bluetooth connection. Long press "⏮" on the remote control to switch modes between AUX/U Disk/Bluetooth. When AUX/U disk is removed, the mode will resume to Bluetooth.

Hands-free Phone Calls

When the VM-216 Bluetooth FM Transmitter is successfully connected to your smartphone, you can enjoy convenient hands-free phone calls.

Answer/End	Press "☎" to Answer/Press "⏮" to Hang Up
Call Back the Last Call	Press "☎" Twice
Voice Assistant	Press "🗣" to wake the voice assistant. During a hands-free call, press "🗣" to switch to a private call, press again to resume to hands-free call.

6

Charging

Contains two USBs, one is used for charging 5V-2.4A, and the other is used to play U disk music.

Replacement battery

The remote control is equipped with a battery slot. When the battery of the remote control is dead, insert the pin into battery removal hole, the battery slot will pop up and the battery can be replaced.

Note: You will need to purchase CR2032 button batteries for replacement.

Specifications

DC Input: 12V-24V DC 2A
Output: 5V-2.4A Max
Bluetooth Version: V5.0
Audio Frequency: 20H-20KHZ
Working Current: 80mA Max
Stand-by Current: 60mA Max
Bluetooth Working Frequency: 2402-2.480ghz
Bluetooth Effective Distance: 32ft
FM Emission Effective Distance: 6ft
Sensitivity: -89dBm
RF Output: 4dBm
FM Frequency: 88.1MHz-107.9MHz
Transmitting Power: 87dBuV/107dBuV
Please note product features will be upgraded without any notice.

FCC Compliance Statement

This device complies with Part 15 of the FCC Rules. Operation is subject to the following two conditions: (1) this device may not cause harmful interference, and (2) this device must accept any interference received, including interference that may cause undesired operation.

7

Warning: Changes or modifications not expressly approved by the party responsible for compliance could void the user's authority to operate the equipment.

This equipment has been tested and found to comply with the limits for a Class B digital device, pursuant to Part 15 of the FCC Rules. These limits are designed to provide reasonable protection against harmful interference in a residential installation. This equipment generates, uses and can radiate radio frequency energy and, if not installed and used in accordance with the instructions, may cause harmful interference to radio communications. However, there is no guarantee that interference will not occur in a particular installation.

If this equipment does cause harmful interference to radio or television reception, which can be determined by turning the equipment off and on, the user is encouraged to try to correct the interference by one or more of the following measures:

- Reorient or relocate the receiving antenna.
- Increase the separation between the equipment and receiver.
- Connect the equipment into an outlet on a circuit different from that to which the receiver is connected.
- Consult the dealer or an experienced radio/TV technician for help.

Walmart, Inc., Bentonville, AR72716
<https://www.walmart.com>
CUSTOMER SERVICE: support@meiditech.com

The Bluetooth® word mark and logos are registered trademarks owned by Bluetooth SIG, Inc. and any use of such marks by Huizhou Artsun Industrial Co., Ltd is under license. Other trademarks and trade names are those of their respective owners.

What's in the Package

- (1) VM-216 Bluetooth FM Transmitter
- (2) VM-R01 Remote Control
- (3) User's Manual
- (4) 0.5M 3.5MM Aux In Cable
- (5) Pin

* Please note product features will be upgraded without any notice.

8

2021-03-12