

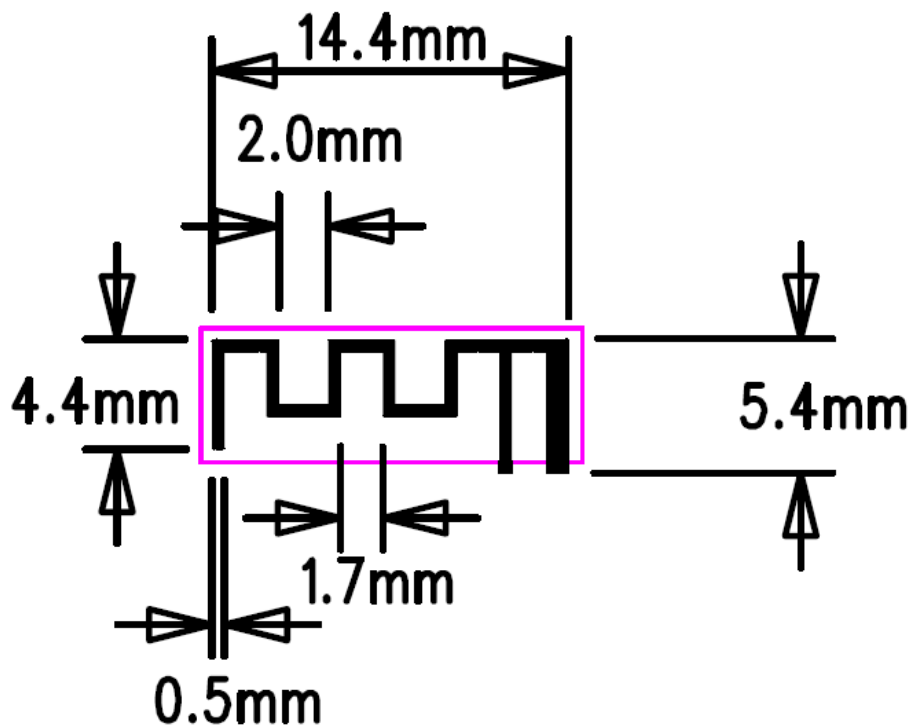
Antenna      Describe

**1. Antenna Describe**

Antenna Plate	PCB
Make Name/Model Name	VM-224
Antenna Gain	0 DBI
Frequency Range	2.400GHZ-----2.480GHZ
Connector Range	Direct
Location of Mearement(Company Name)	ShenZhen RuiRongDa Electronic Co,LTD

**2.External View Drawing:**

Picture of antenna

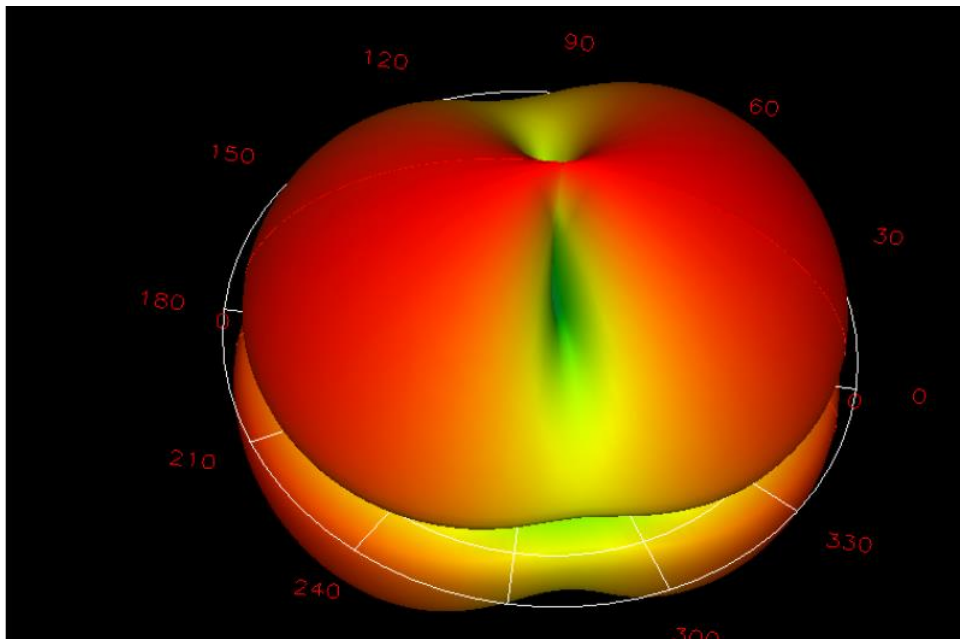


### 3. Antenna Radiation Pattern

Radiation Pattern @ 2.400GHZ

Total Average Gain: -0.475DBI

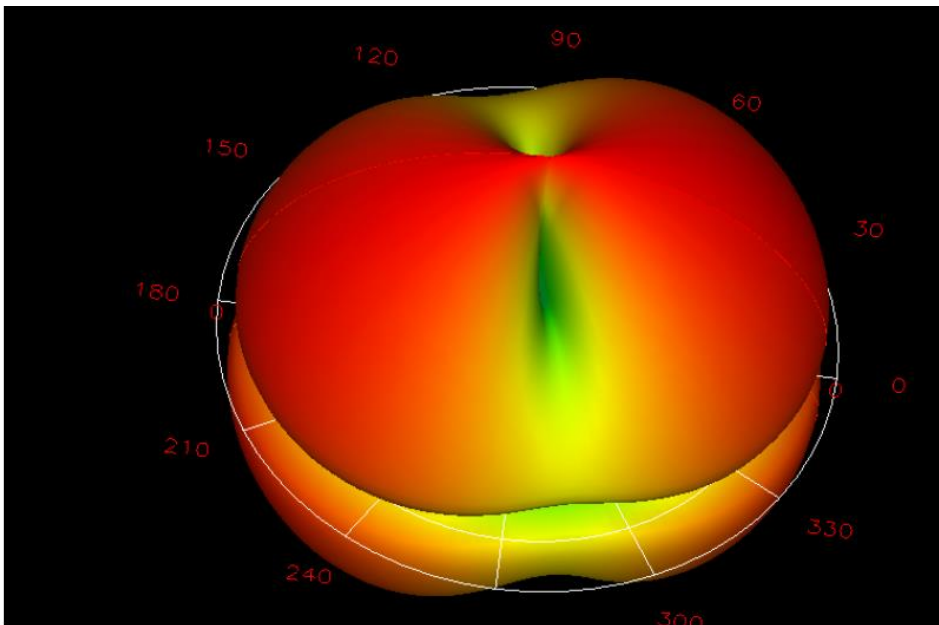
Phi	0	45	90	135	180	235	270	315
Gain	-0.1	-0.3	-0.8	-0.5	-0.2	-0.6	-0.8	-0.5



Radiation Pattern @ 2.441GHZ

Total Average Gain: -0.275DBI

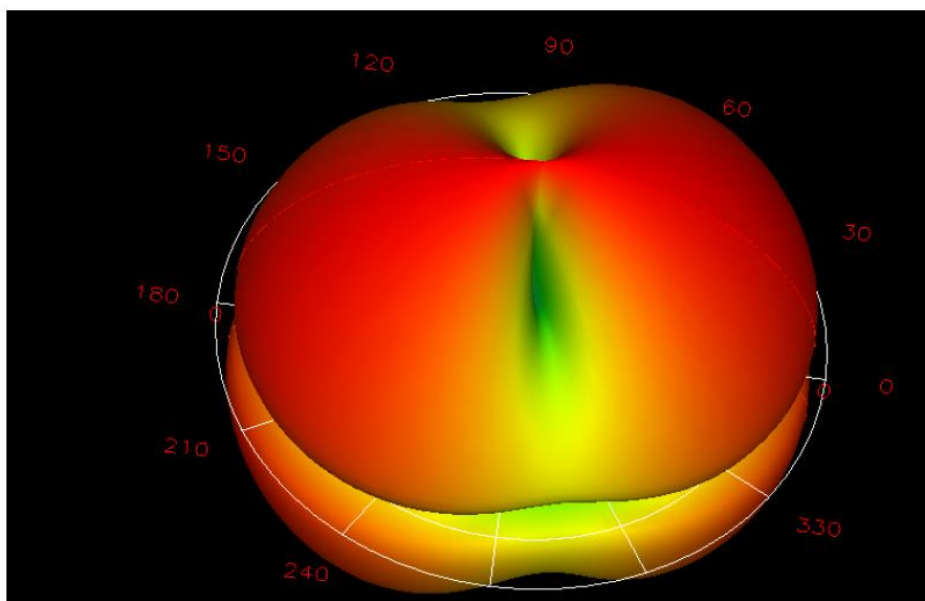
Phi	0	45	90	135	180	235	270	315
Gain	0	-0.1	-0.3	-0.6	-0.1	-0.2	-0.6	-0.4



Radiation Pattern @ 2.480GHZ

Total Average Gain: -0.237DBI

Phi	0	45	90	135	180	235	270	315
Gain	0	-0.1	-0.2	-0.5	0	-0.3	-0.6	-0.2



FM Antenna structure diagram

