

11N40SISO\_Ant1\_5710



11N40SISO\_Ant1\_5755



11N40SISO\_Ant1\_5795



11AC20SISO\_Ant1\_5180



11AC20SISO\_Ant1\_5220



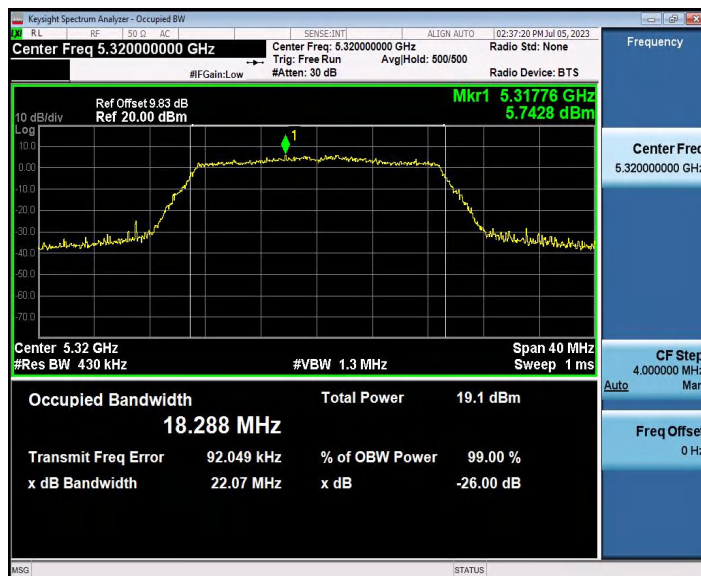
11AC20SISO\_Ant1\_5240



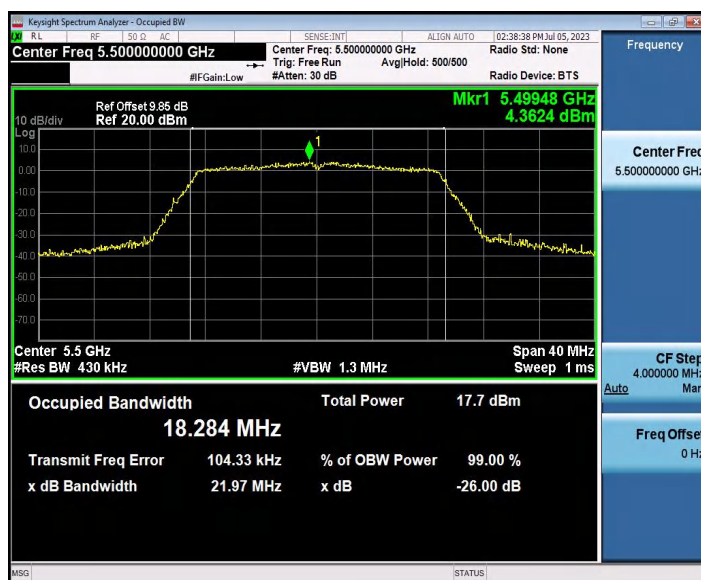
11AC20SISO\_Ant1\_5260



11AC20SISO\_Ant1\_5300



11AC20SISO\_Ant1\_5320



11AC20SISO\_Ant1\_5500



11AC20SISO\_Ant1\_5580

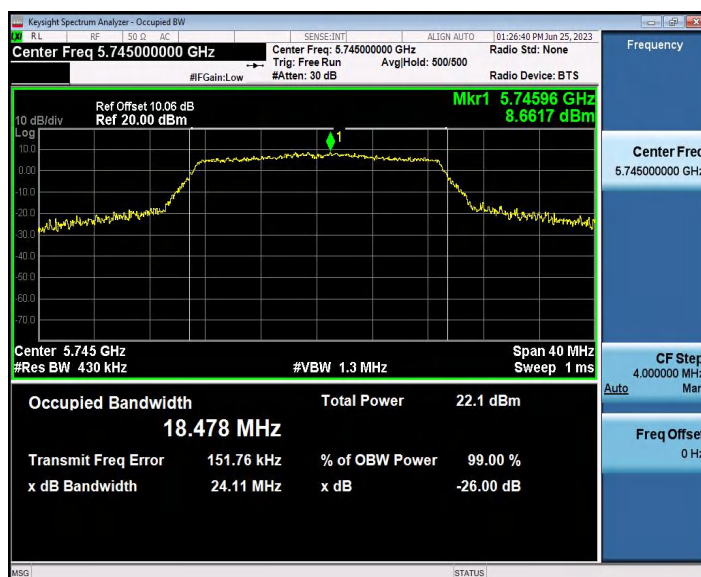


11AC20SISO\_Ant1\_5700

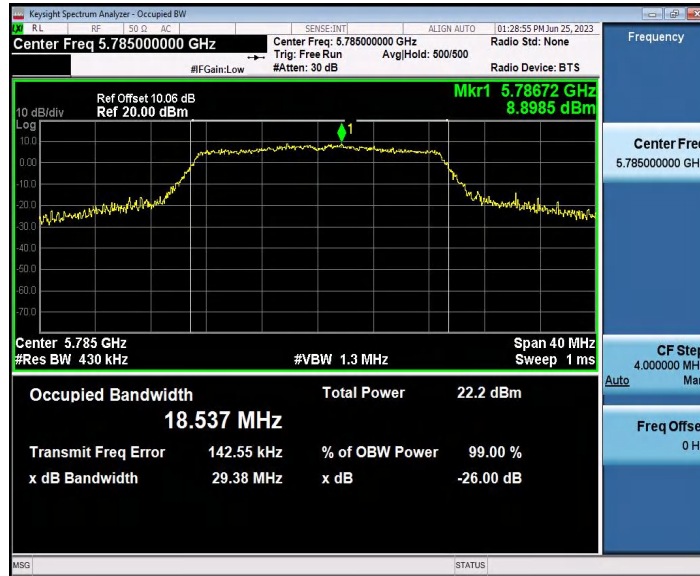




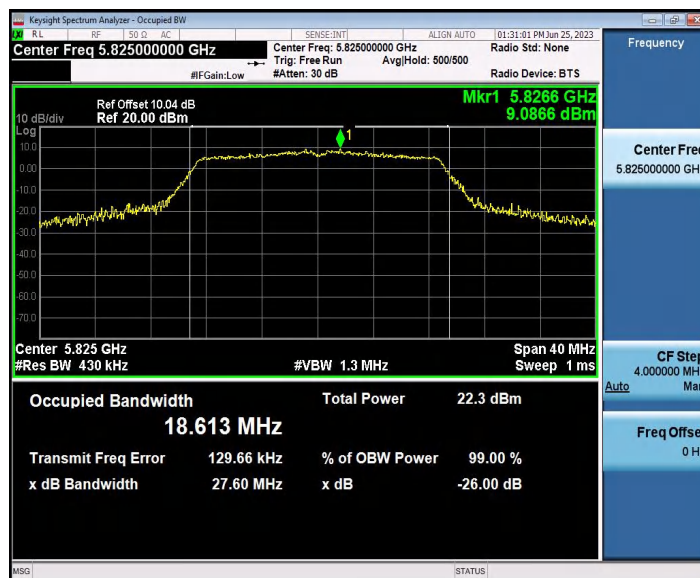
11AC20SISO\_Ant1\_5720



11AC20SISO\_Ant1\_5745

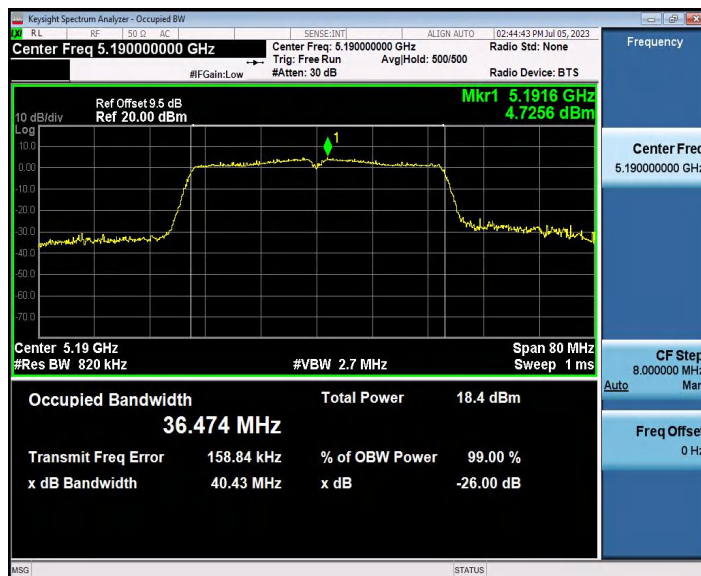


11AC20SISO\_Ant1\_5785

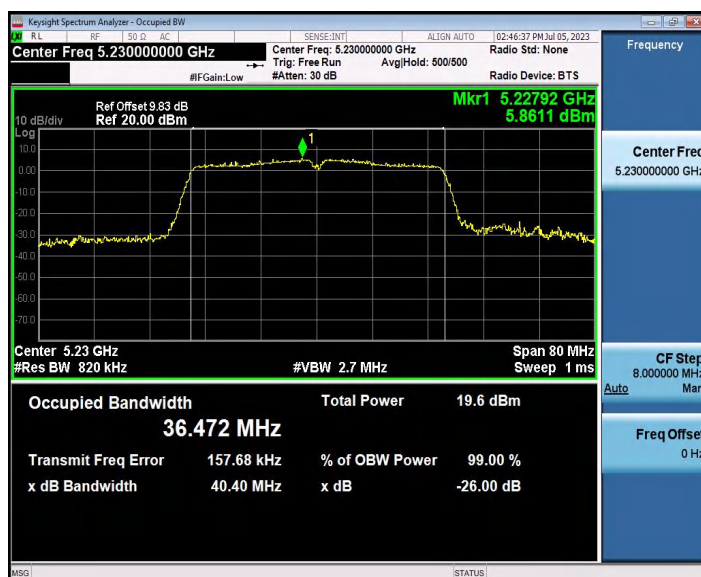


11AC20SISO\_Ant1\_5825

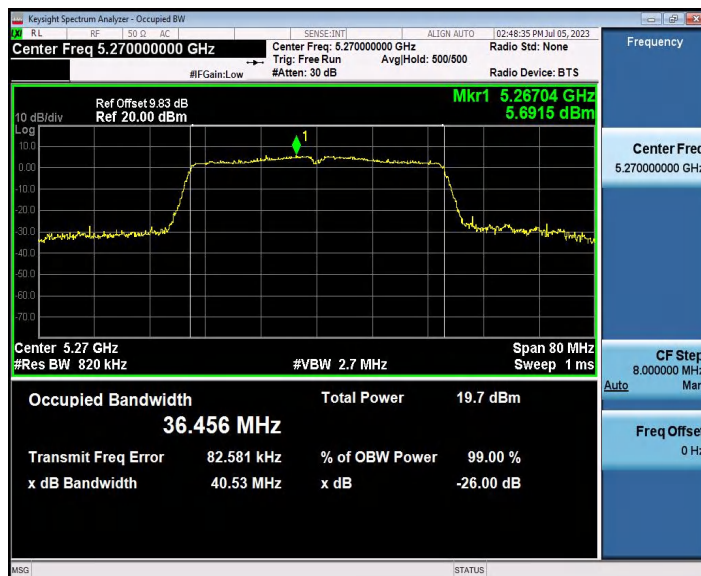




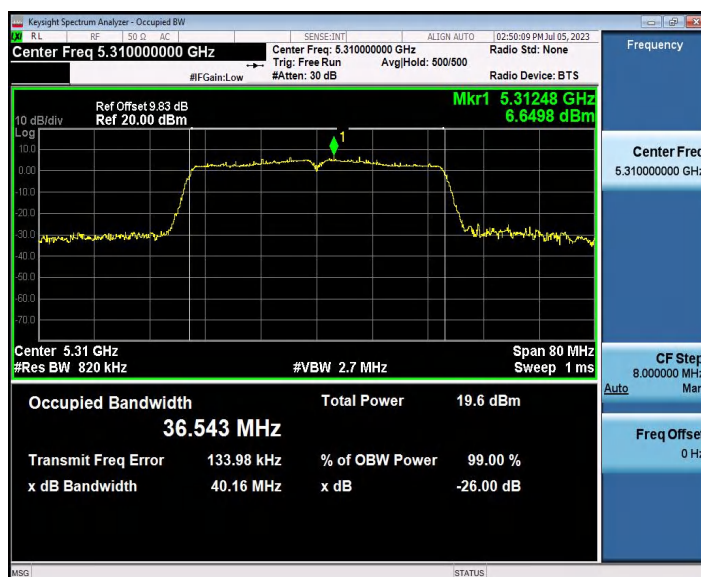
11AC40SISO\_Ant1\_5190



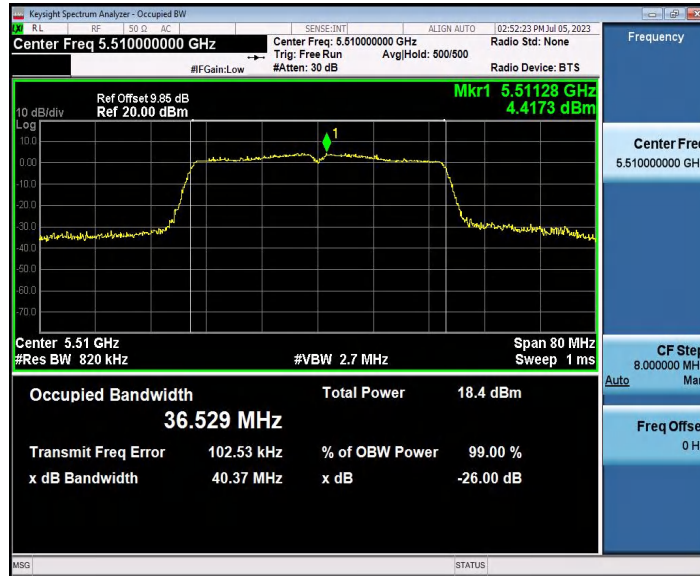
11AC40SISO\_Ant1\_5230



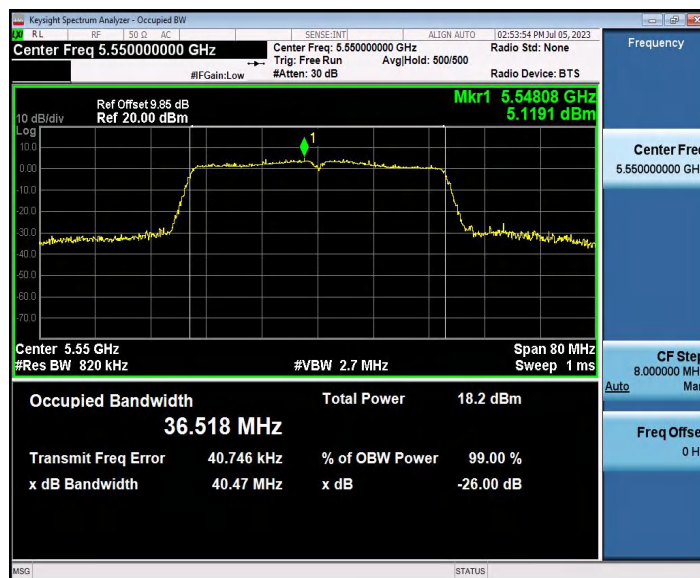
11AC40SISO\_Ant1\_5270



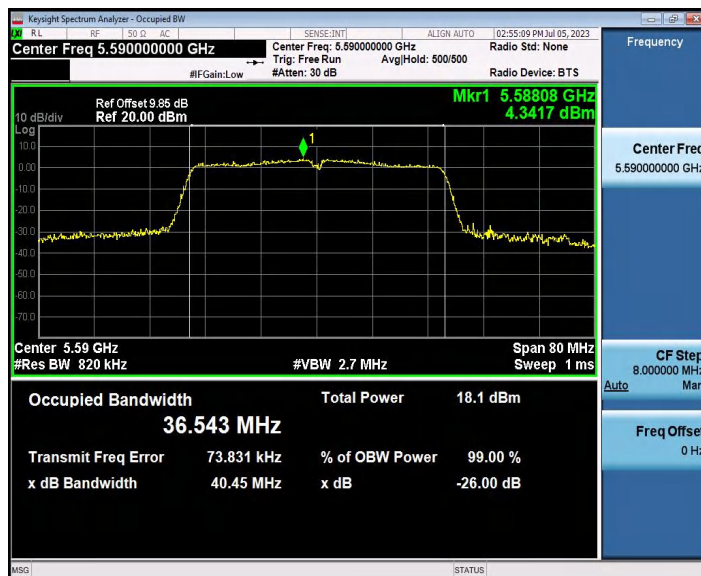
11AC40SISO\_Ant1\_5310



11AC40SISO\_Ant1\_5510



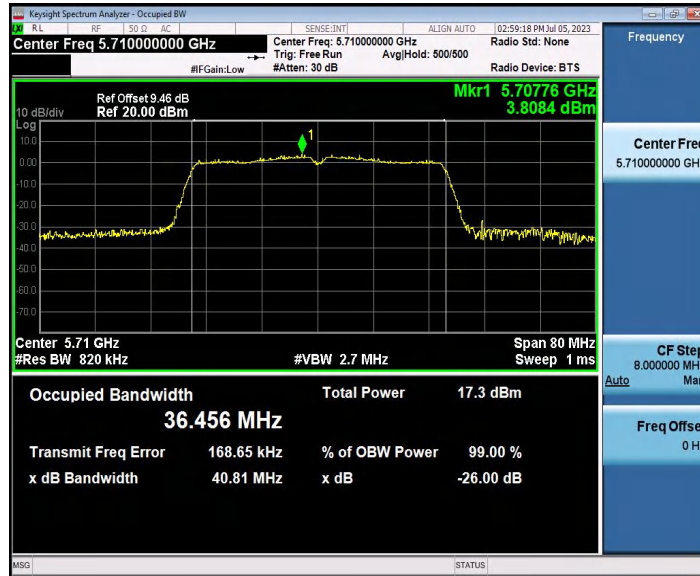
11AC40SISO\_Ant1\_5550



11AC40SISO\_Ant1\_5590



11AC40SISO\_Ant1\_5670



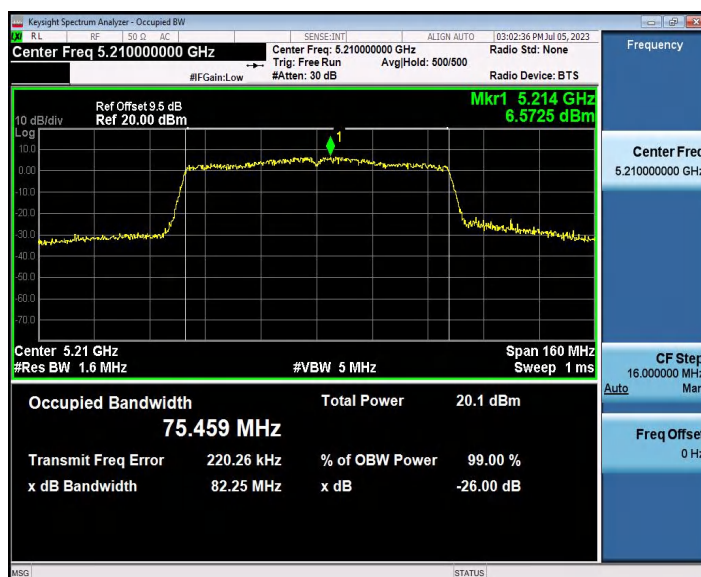
11AC40SISO\_Ant1\_5710



11AC40SISO\_Ant1\_5755



11AC40SISO\_Ant1\_5795



11AC80SISO\_Ant1\_5210





11AC80SISO\_Ant1\_5290



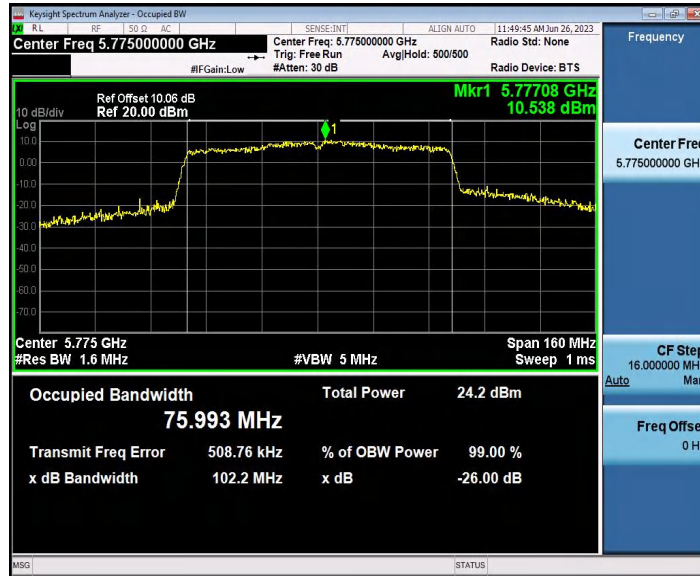
11AC80SISO\_Ant1\_5530



11AC80SISO\_Ant1\_5610



11AC80SISO\_Ant1\_5690



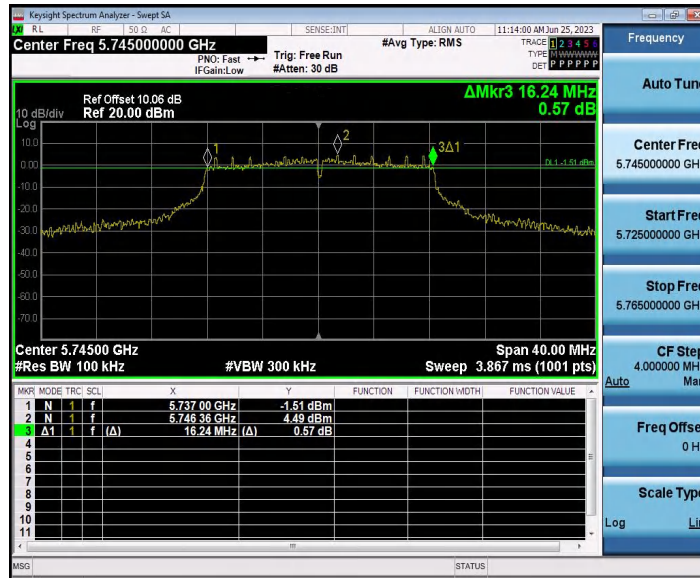
11AC80SISO\_Ant1\_5775

## Appendix A3: Min emission bandwidth

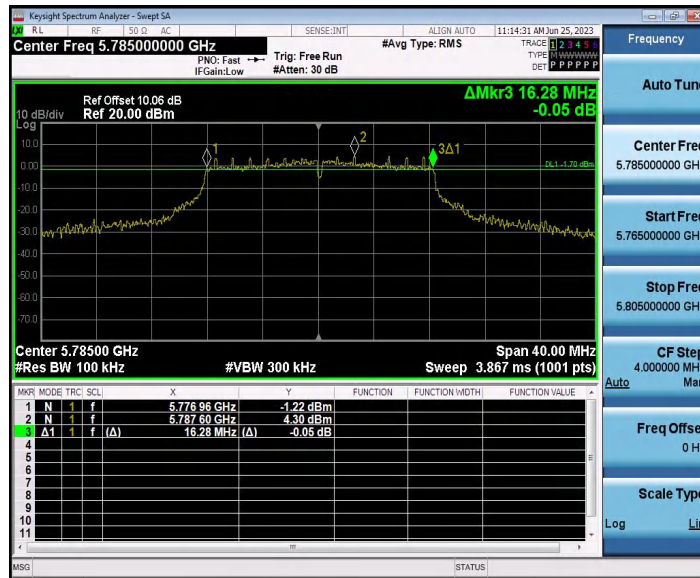
### Test Result

TestMode	Antenna	Channel	6db EBW [MHz]	FL[MHz]	FH[MHz]	Limit[MHz]	Verdict
11A	Ant1	5745	16.240	5737.000	5753.240	0.5	PASS
		5785	16.280	5776.960	5793.240	0.5	PASS
		5825	16.320	5816.960	5833.280	0.5	PASS
11N20SISO	Ant1	5745	16.680	5736.960	5753.640	0.5	PASS
		5785	17.320	5776.560	5793.880	0.5	PASS
		5825	17.240	5816.360	5833.600	0.5	PASS
11N40SISO	Ant1	5755	35.760	5737.480	5773.240	0.5	PASS
		5795	36.000	5777.240	5813.240	0.5	PASS
11AC20SISO	Ant1	5745	17.320	5736.560	5753.880	0.5	PASS
		5785	17.280	5776.600	5793.880	0.5	PASS
		5825	17.240	5816.600	5833.840	0.5	PASS
11AC40SISO	Ant1	5755	36.000	5737.240	5773.240	0.5	PASS
		5795	36.000	5777.240	5813.240	0.5	PASS
11AC80SISO	Ant1	5775	75.200	5737.560	5812.760	0.5	PASS

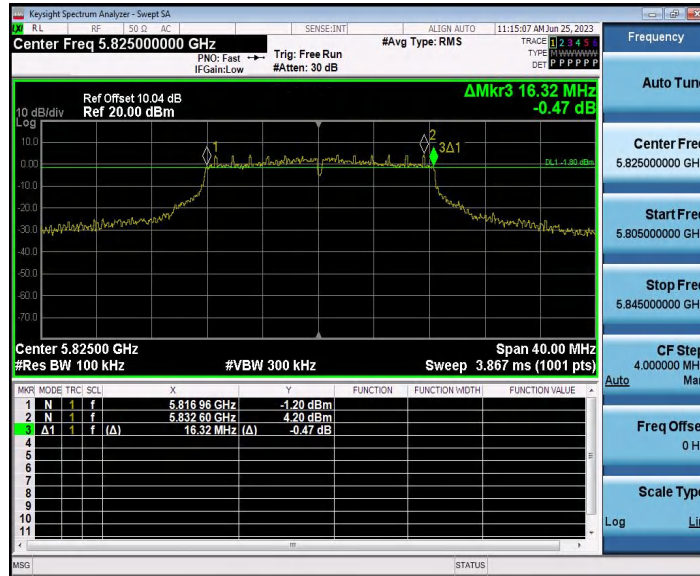
### Test Graphs



11A\_Ant1\_5745



11A\_Ant1\_5785

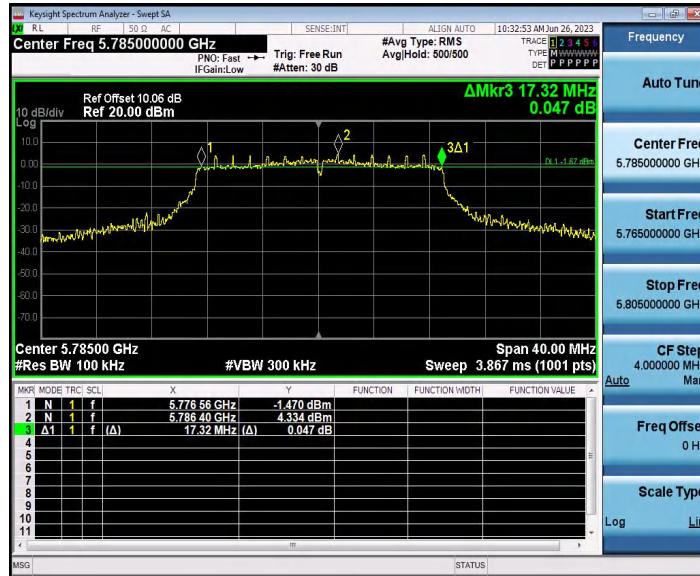


11A\_Ant1\_5825



11N20SISO\_Ant1\_5745





11N20SISO\_Ant1\_5785



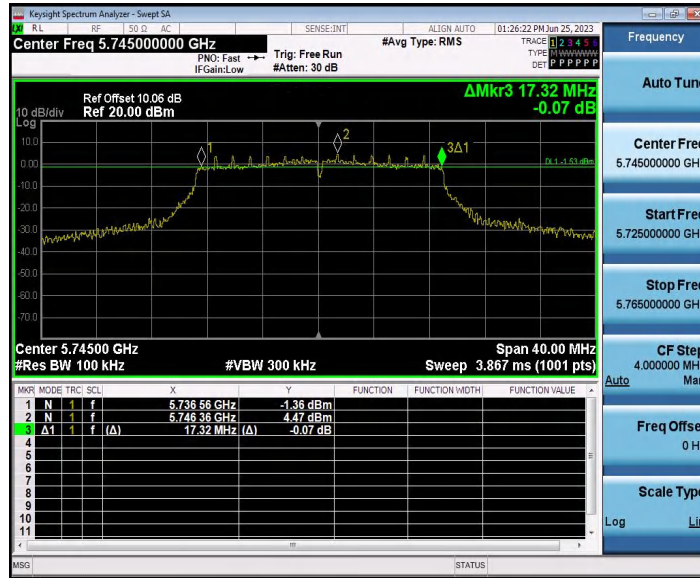
11N20SISO\_Ant1\_5825



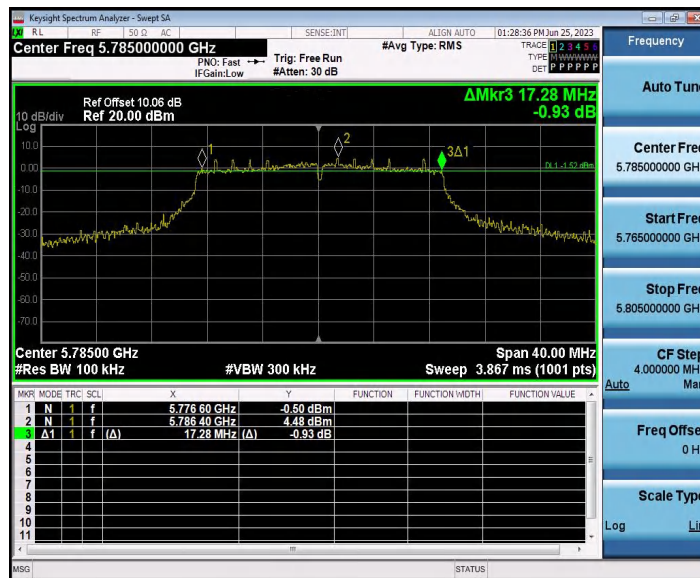
11N40SISO\_Ant1\_5755



11N40SISO\_Ant1\_5795



11AC20SISO\_Ant1\_5745



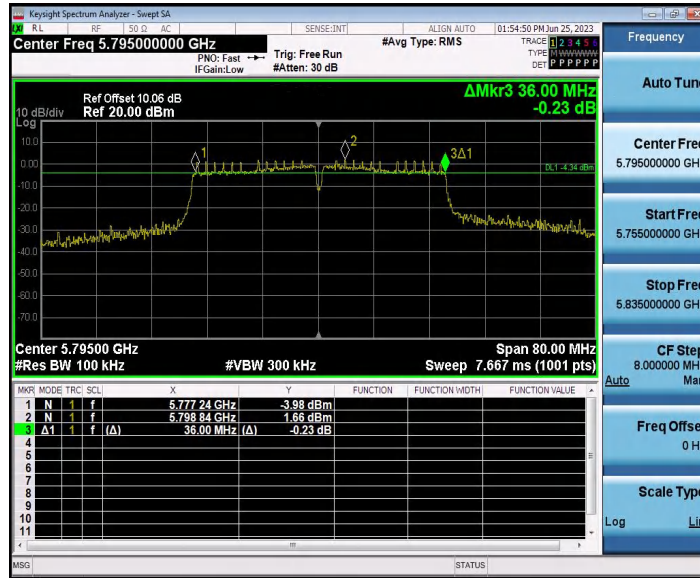
11AC20SISO\_Ant1\_5785



11AC20SISO\_Ant1\_5825



11AC40SISO\_Ant1\_5755



11AC40SISO\_Ant1\_5795



11AC80SISO\_Ant1\_5775



## Appendix B1: Maximum conducted output power

### FCC Test Result

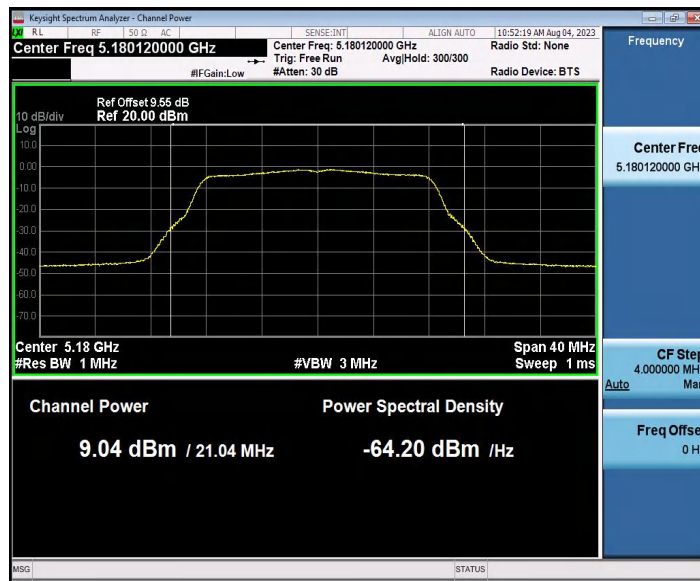
TestMode	Antenna	Channel	Duty Cycle [%]	Duty Cycle Factor(dB)	Result[dBm]	Limit[dBm]	Verdict
11A	Ant1	5180	97.2	0.12	9.04	≤23.98	PASS
		5220	97.2	0.12	12.33	≤23.98	PASS
		5240	97.2	0.12	12.37	≤23.98	PASS
		5260	97.2	0.12	12.68	≤23.98	PASS
		5300	97.2	0.12	12.58	≤23.98	PASS
		5320	97.2	0.12	12.52	≤23.98	PASS
		5500	97.2	0.12	9.18	≤23.98	PASS
		5580	97.2	0.12	11.07	≤23.98	PASS
		5700	97.2	0.12	8.46	≤23.98	PASS
		5720_UNII-2C	97.2	0.12	9.27	≤22.89	PASS
		5720_UNII-3	97.2	0.12	2.05	≤30.00	PASS
		5745	97.2	0.12	15.65	≤30.00	PASS
		5785	97.2	0.12	15.61	≤30.00	PASS
5825	97.2	0.12	15.73	≤30.00	PASS		
11N20SISO	Ant1	5180	97.04	0.13	11	≤23.98	PASS
		5220	97.04	0.13	11.95	≤23.98	PASS
		5240	97.04	0.13	12	≤23.98	PASS
		5260	97.04	0.13	12.22	≤23.98	PASS
		5300	97.04	0.13	12.3	≤23.98	PASS
		5320	97.04	0.13	9.14	≤23.98	PASS
		5500	97.04	0.13	10.93	≤23.98	PASS
		5580	97.04	0.13	10.67	≤23.98	PASS
		5700	97.04	0.13	7.87	≤23.98	PASS
		5720_UNII-2C	97.04	0.13	8.73	≤22.94	PASS
		5720_UNII-3	97.04	0.13	2.02	≤30.00	PASS
		5745	97.04	0.13	15.11	≤30.00	PASS
		5785	97.04	0.13	15.27	≤30.00	PASS
5825	97.04	0.13	15.48	≤30.00	PASS		



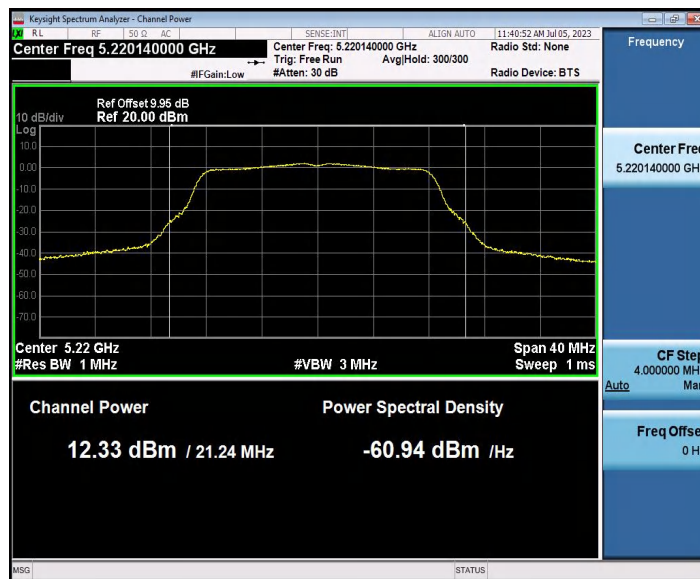
11N40SISO	Ant1	5190	92.75	0.33	9.38	≤23.98	PASS
		5230	92.75	0.33	12.16	≤23.98	PASS
		5270	92.75	0.33	12.33	≤23.98	PASS
		5310	92.75	0.33	9.62	≤23.98	PASS
		5510	92.75	0.33	11	≤23.98	PASS
		5550	92.75	0.33	10.95	≤23.98	PASS
		5590	92.75	0.33	10.83	≤23.98	PASS
		5670	92.75	0.33	10.19	≤23.98	PASS
		5710_UNII-2C	92.75	0.33	9.75	≤23.98	PASS
		5710_UNII-3	92.75	0.33	-1.64	≤30.00	PASS
		5755	92.75	0.33	15.7	≤30.00	PASS
		5795	92.75	0.33	15.61	≤30.00	PASS
11AC20SISO	Ant1	5180	97.04	0.13	10.99	≤23.98	PASS
		5220	97.04	0.13	11.85	≤23.98	PASS
		5240	97.04	0.13	11.96	≤23.98	PASS
		5260	97.04	0.13	12.29	≤23.98	PASS
		5300	97.04	0.13	12.14	≤23.98	PASS
		5320	97.04	0.13	12.15	≤23.98	PASS
		5500	97.04	0.13	10.84	≤23.98	PASS
		5580	97.04	0.13	10.66	≤23.98	PASS
		5700	97.04	0.13	9.99	≤23.98	PASS
		5720_UNII-2C	97.04	0.13	8.76	≤22.98	PASS
		5720_UNII-3	97.04	0.13	2.05	≤30.00	PASS
		5745	97.04	0.13	15.25	≤30.00	PASS
5785	97.04	0.13	15.34	≤30.00	PASS		
5825	97.04	0.13	15.56	≤30.00	PASS		
11AC40SISO	Ant1	5190	92.86	0.32	11.15	≤23.98	PASS
		5230	92.86	0.32	11.97	≤23.98	PASS
		5270	92.86	0.32	12.39	≤23.98	PASS
		5310	92.86	0.32	12.34	≤23.98	PASS
		5510	92.86	0.32	11.08	≤23.98	PASS
		5550	92.86	0.32	10.95	≤23.98	PASS
		5590	92.86	0.32	10.8	≤23.98	PASS
		5670	92.86	0.32	10.13	≤23.98	PASS

		5710_UNII-2C	92.86	0.32	9.68	≤23.98	PASS
		5710_UNII-3	92.86	0.32	-1.67	≤30.00	PASS
		5755	92.86	0.32	15.7	≤30.00	PASS
		5795	92.86	0.32	15.63	≤30.00	PASS
11AC80SISO	Ant1	5210	88.89	0.51	11.17	≤23.98	PASS
		5290	88.89	0.51	9.48	≤23.98	PASS
		5530	88.89	0.51	9.39	≤23.98	PASS
		5610	88.89	0.51	10.56	≤23.98	PASS
		5690_UNII-2C	88.89	0.51	9.76	≤23.98	PASS
		5690_UNII-3	88.89	0.51	-5.49	≤30.00	PASS
		5775	88.89	0.51	15.37	≤30.00	PASS

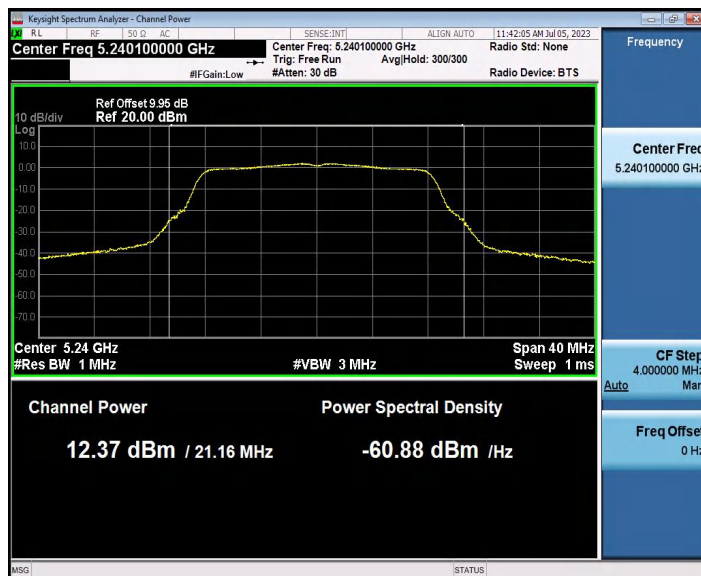
### Test Graphs



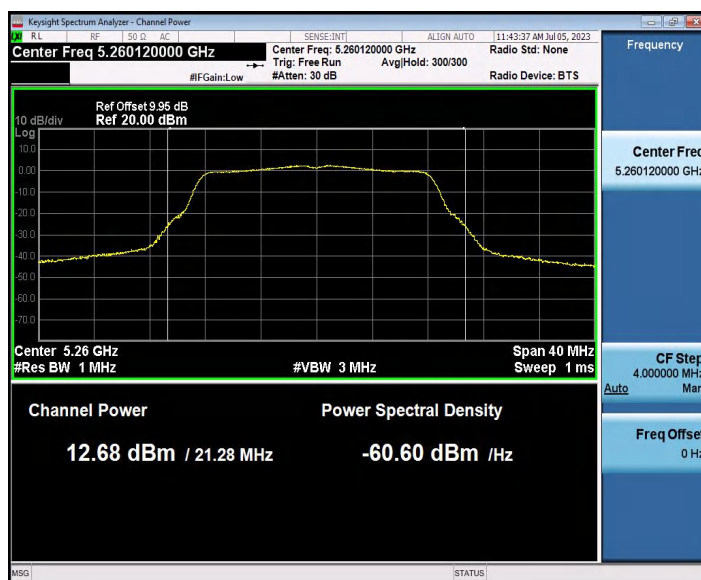
11A\_Ant1\_5180



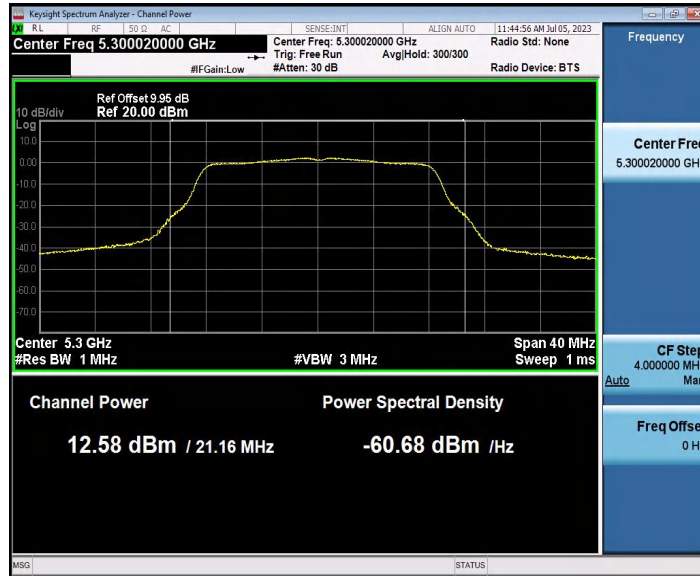
11A\_Ant1\_5220



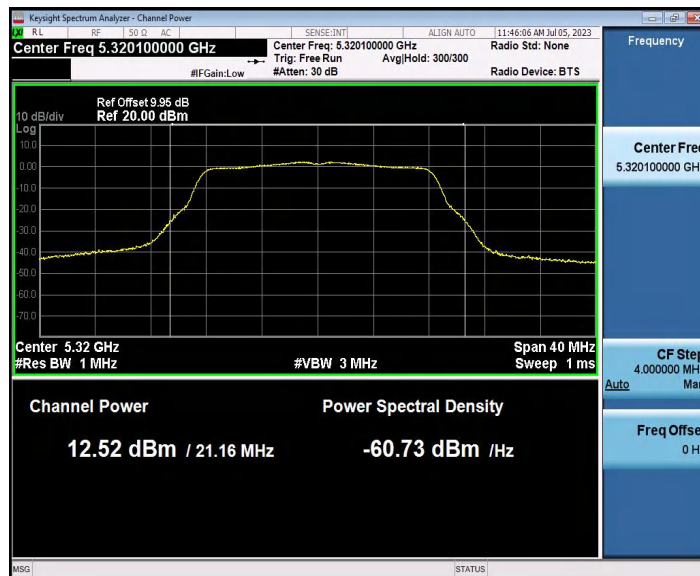
11A\_Ant1\_5240



11A\_Ant1\_5260



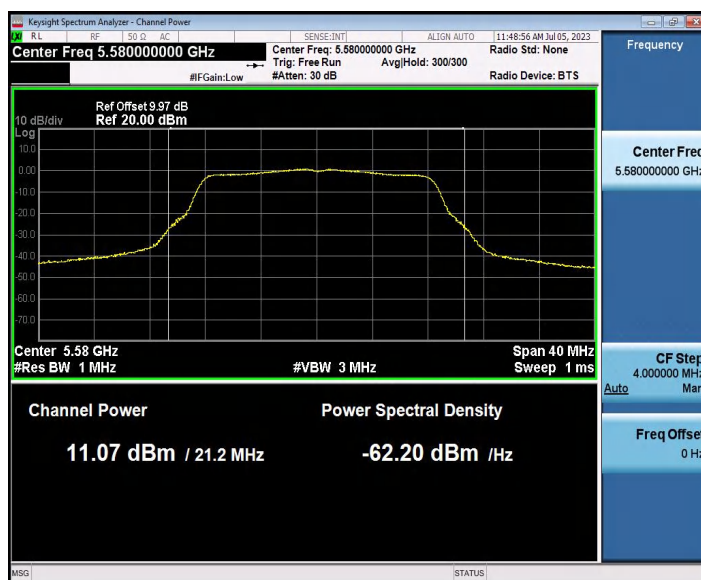
11A\_Ant1\_5300



11A\_Ant1\_5320

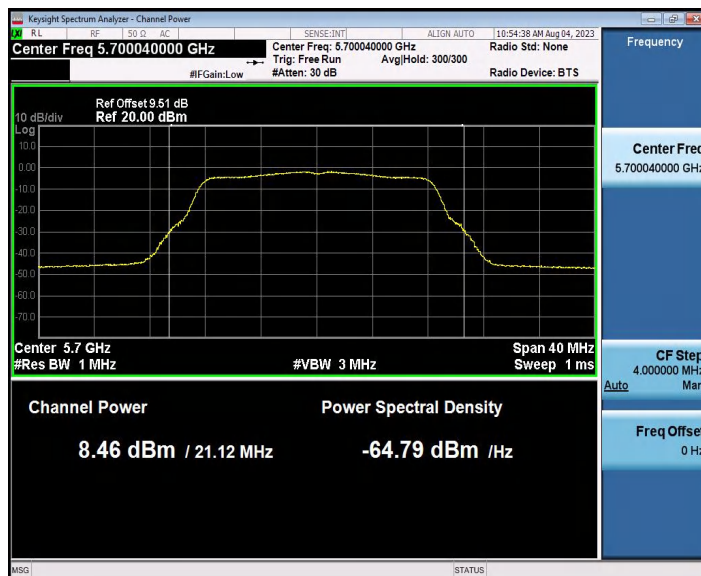


11A\_Ant1\_5500

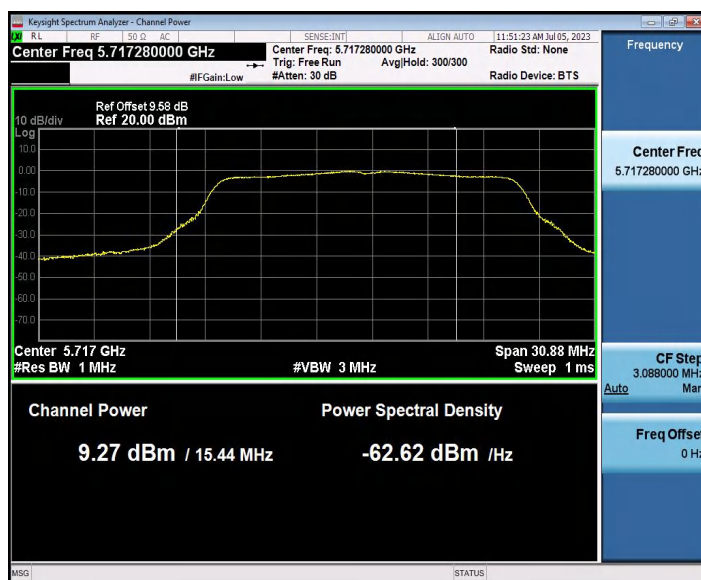


11A\_Ant1\_5580





11A\_Ant1\_5700



11A\_Ant1\_5720\_UNII-2C