

3.5. Operating Condition of EUT

- 3.5.1. Setup the EUT as shown as Section 3.2.
- 3.5.2. Turn on the power of EUT.
- 3.5.3. PC run test software to control EUT work in Tx mode.

3.6. Test Procedure

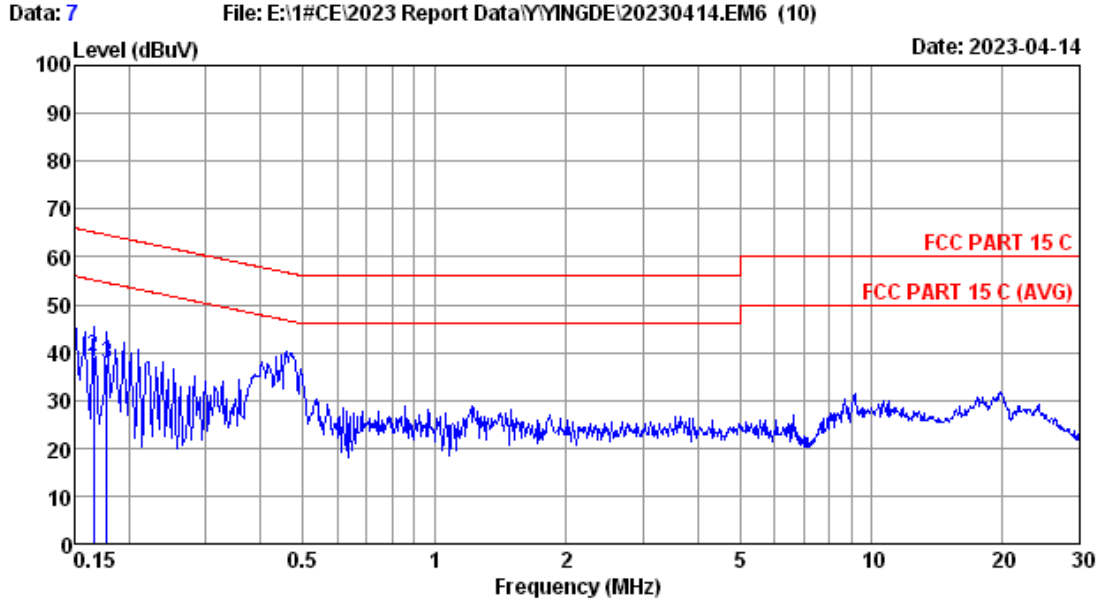
The EUT was placed on a non-metallic table, 80cm above the ground plane. The EUT Power Via AC unit connected to the power mains through a line impedance stabilization network (L.I.S.N. #1). This provides a 50 ohm coupling impedance for the EUT (Please refer the block diagram of the test setup and photographs). The AC line are checked to find out the maximum conducted emission. In order to find the maximum emission levels, the relative positions of equipment and all of the interface cables shall be changed according to ANSI C63.10 on Conducted Emission Test.

The bandwidth of test receiver (R & S ESCI) is set at 9kHz.

The frequency range from 150kHz to 30MHz is checked.

3.7. Power Line Conducted Emission Test Results

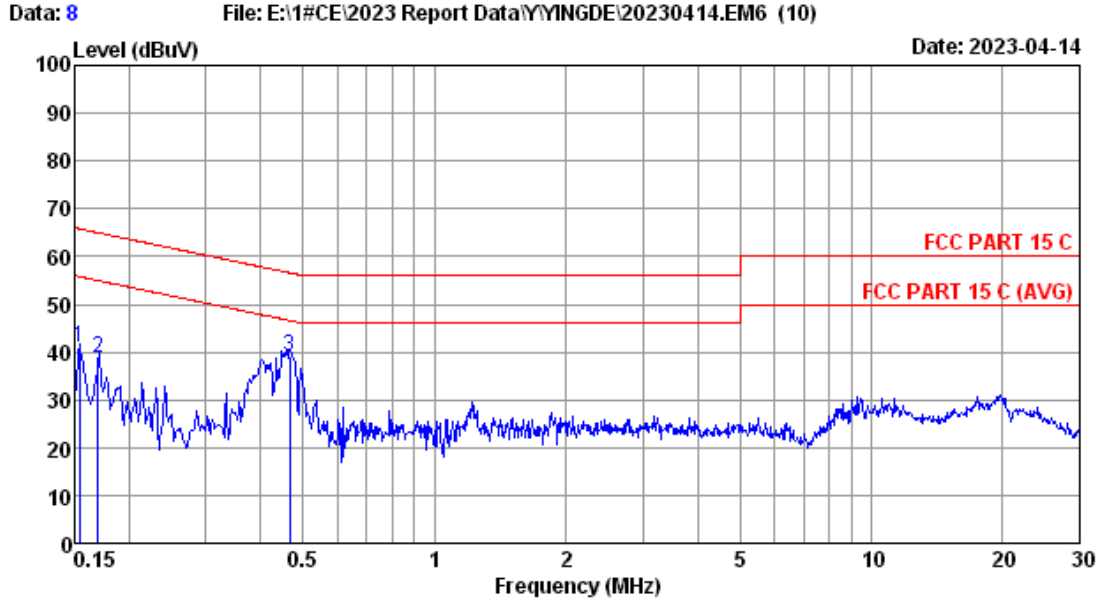
PASS. (All emissions not reported below are too low against the prescribed limits.)



Site no :1# CE Data No :7
 Dis./Lisn :2022 ENV216-N
 Limit :FCC PART 15 C
 Env./Ins. :23.5*C/52% Engineer :Sucy
 Power Rating :AC 120V/60Hz
 Test Mode :WIFI 2.4G TX Mode

No	Freq (MHz)	LISN Factor (dB)	Cable Loss (dB)	Reading (dBuV)	Emission Level (dBuV)	Limits (dBuV)	Margin (dB)	Remark
1	0.150	9.60	0.01	33.30	42.91	66.00	23.09	QP
2	0.166	9.60	0.01	29.60	39.21	65.16	25.95	QP
3	0.178	9.60	0.01	28.00	37.61	64.58	26.97	QP

Remarks: 1.Emission Level=LISN Factor+Cable Loss+Reading.
 2.If the average limit is met when using a quasi-peak detector, the EUT shall be deemed to meet both limits and measurement with average detector is unnecessary.



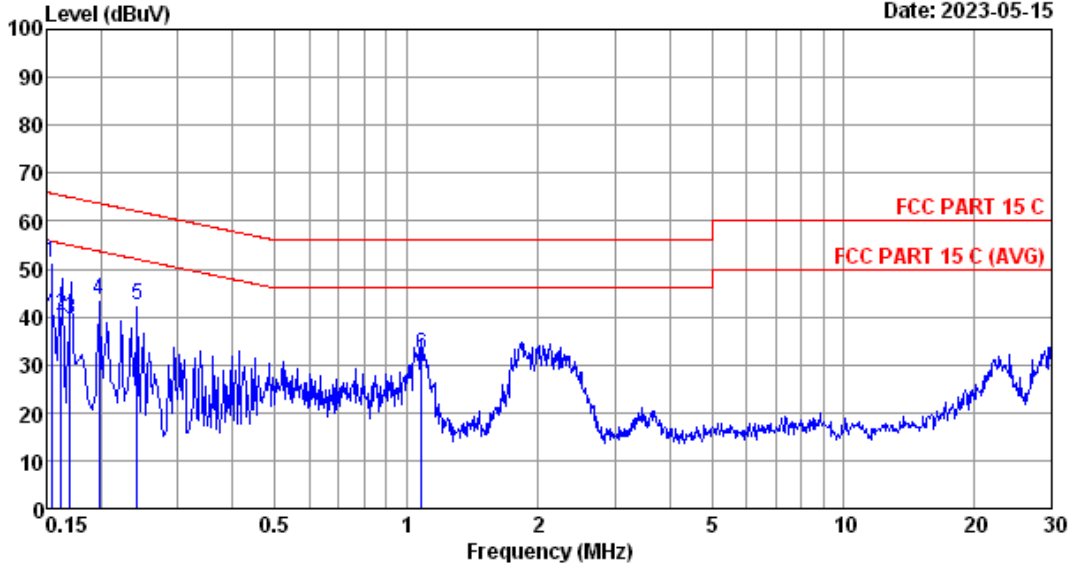
Site no :1# CE Data No :8
 Dis./Lisn :2022 ENV216-L
 Limit :FCC PART 15 C
 Env./Ins. :23.5*C/52% Engineer :Sucy
 Power Rating :AC 120V/60Hz
 Test Mode :WIFI 2.4G TX Mode

No	Freq (MHz)	LISN Factor (dB)	Cable Loss (dB)	Reading (dBuV)	Emission Level (dBuV)	Limits (dBuV)	Margin (dB)	Remark
1	0.154	9.60	0.01	31.30	40.91	65.78	24.87	QP
2	0.170	9.60	0.01	29.30	38.91	64.96	26.05	QP
3	0.466	9.60	0.01	29.40	39.01	56.58	17.57	QP

Remarks: 1.Emission Level=LISN Factor+Cable Loss+Reading.
 2.If the average limit is met when using a quasi-peak detector, the EUT shall be deemed to meet both limits and measurement with average detector is unnecessary.

Data for metal appearance:

Data: 7 File: E:\1#CE\2023 Report Data\YINGDE\20230414-2.EM6 (10) Date: 2023-05-15

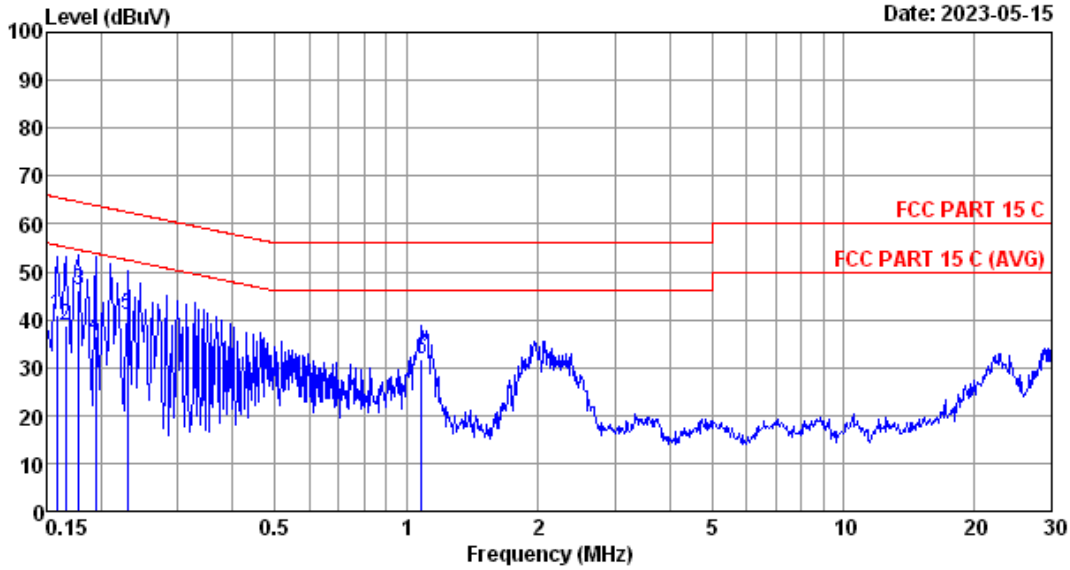


Site no :1# CE Data No :7
 Dis./Lisn :2022 ENV216-L
 Limit :FCC PART 15 C
 Env./Ins. :23.5°C/52% Engineer :Sucy
 Power Rating :AC 120V/60Hz
 Test Mode :WIFI 2.4G TX Mode

No	Freq (MHz)	LISN Factor (dB)	Cable Loss (dB)	Reading (dBuV)	Emission Level (dBuV)	Limits (dBuV)	Margin (dB)	Remark
1	0.154	9.60	0.01	41.70	51.31	65.78	14.47	QP
2	0.162	9.60	0.01	30.70	40.31	65.36	25.05	QP
3	0.170	9.60	0.01	29.70	39.31	64.96	25.65	QP
4	0.198	9.60	0.01	34.00	43.61	63.69	20.08	QP
5	0.242	9.60	0.01	32.70	42.31	62.03	19.72	QP
6	1.082	9.39	0.01	22.80	32.20	56.00	23.80	QP

Remarks: 1.Emission Level=LISN Factor+Cable Loss+Reading.
 2.If the average limit is met when using a quasi-peak detector, the EUT shall be deemed to meet both limits and measurement with average detector is unnecessary.

Data: 8 File: E:\1#CE\2023 Report Data\YYINGDE\20230414-2.EM6 (10) Date: 2023-05-15



Site no :1# CE Data No :8
 Dis./Lisn :2022 ENV216-N
 Limit :FCC PART 15 C
 Env./Ins. :23.5°C/52% Engineer :Sucy
 Power Rating :AC 120V/60Hz
 Test Mode :WIFI 2.4G TX Mode

No	Freq (MHz)	LISN Factor (dB)	Cable Loss (dB)	Reading (dBUV)	Emission Level (dBUV)	Limits (dBUV)	Margin (dB)	Remark
1	0.158	9.60	0.01	31.50	41.11	65.57	24.46	QP
2	0.166	9.60	0.01	29.10	38.71	65.16	26.45	QP
3	0.178	9.60	0.01	36.40	46.01	64.58	18.57	QP
4	0.194	9.60	0.01	27.00	36.61	63.86	27.25	QP
5	0.230	9.60	0.01	31.50	41.11	62.45	21.34	QP
6	1.082	9.49	0.01	22.30	31.80	56.00	24.20	QP

Remarks: 1.Emission Level=LISN Factor+Cable Loss+Reading.
 2.If the average limit is met when using a quasi-peak detector. the EUT shall be deemed to meet both limits and measurement with average detector is unnecessary.

4. RADIATED EMISSION TEST

4.1. Test Equipments

4.1.1. For frequency range below 30MHz (In 10m Anechoic Chamber)

Item	Equipment	Manufacturer	Model No.	Serial No.	Last Cal.	Cal. Interval
1.	10m Chamber(NSA)	AUDIX	N/A	N/A	Aug.12,22	5 Year
2.	10m Chamber(SE)	AUDIX	N/A	N/A	Sep.16,22	5 Year
3.	Loop Antenna	Schwarzbeck	FMZB 1513-60B	1513-60B015	Feb.08,23	1 Year
4.	EMI Test Receiver	Rohde & Schwarz	ESR3	102891	Oct.10,22	1 Year
5.	RF Cable	SPUMA	CFD400NL-LW	NO.4	Apr.02,23	1 Year
6.	Amplifier	EMCI	EMC9135	980348	Feb.23,23	1 Year
7.	Signal Analyzer	Rohde & Schwarz	FSV30	103669	Oct.09,22	1 Year
8.	Coaxial Switch	Anritsu	MP59B	6201397221	Apr.02,23	1 Year
9.	Coaxial Switch	Anritsu	MP59B	6201397220	Apr.02,23	1 Year
10.	Test Software	AUDIX	e3	6.100913a	N/A	N/A

Note: N/A means Not applicable.

4.1.2. For frequency range 30MHz~1000MHz (In 3m Anechoic Chamber)

Item	Equipment	Manufacturer	Model No.	Serial No.	Last Cal.	Cal. Interval
1.	3m Chamber(NSA)	AUDIX	N/A	N/A	Aug.11,22	5 Year
2.	3m Chamber(SE)	AUDIX	N/A	N/A	Sep.16,22	5 Year
3.	Signal Analyzer	Rohde & Schwarz	FSV30	104050	Apr.06,22	1 Year
4.	Signal Analyzer	Rohde & Schwarz	FSV30	103670	Apr.01,23	1 Year
5.	Tri-log-Broadband Antenna	SCHWARZBECK	VULB 9168	01317	Oct.28,22	1 Year
6.	NSA Cable	HUBER+SUHNER	CFD400NL-LW	No.3	Oct.09,22	1 Year
7.	Coaxial Switch	Anritsu	MP59B	6201397223	Apr.06,22	1 Year
8.	EMI Test Receiver	Rohde & Schwarz	ESR3	101931	Apr.06,22	1 Year
9.	Amplifier	HP	8447D	2944A11159	Apr.06,22	1 Year
10.	Coaxial Switch	Anritsu	MP59B	6201397223	Apr.02,23	1 Year
11.	EMI Test Receiver	Rohde & Schwarz	ESR3	101931	Apr.01,23	1 Year
12.	Amplifier	HP	8447D	2944A11159	Apr.02,23	1 Year
13.	Test Software	AUDIX	e3	6.100913a	N/A	N/A

Note: N/A means Not applicable.

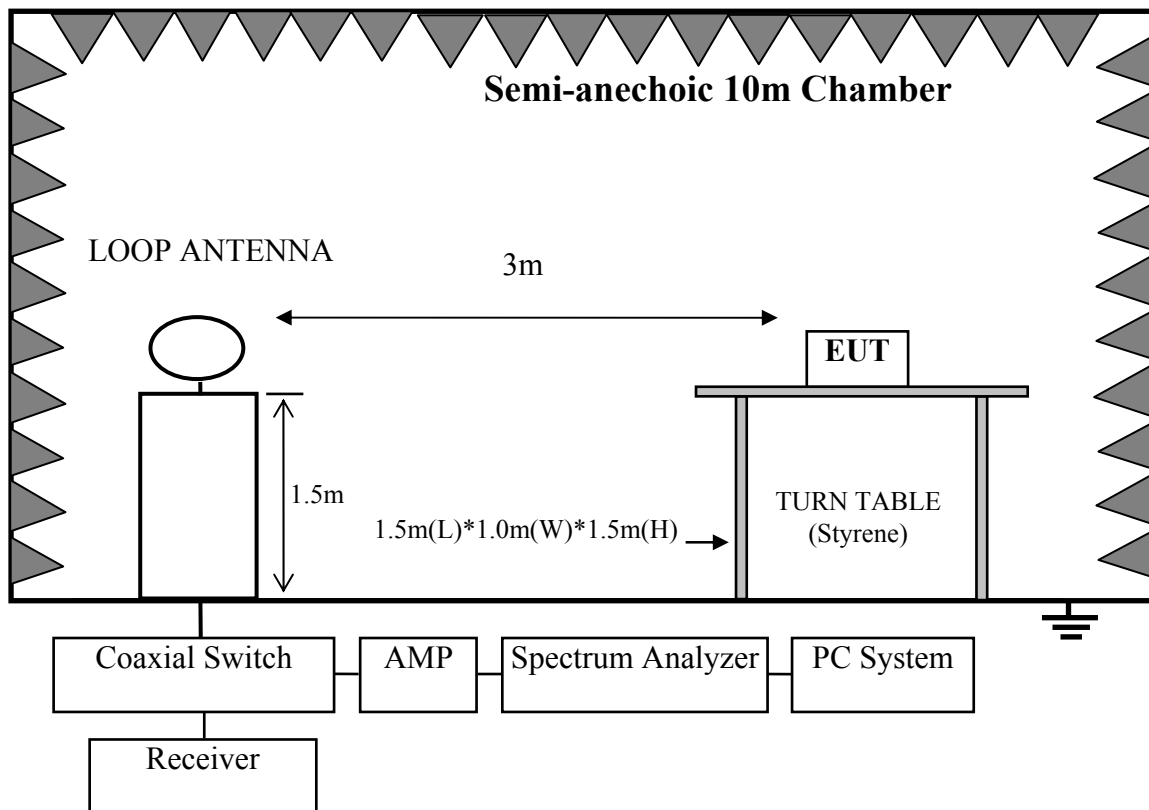
4.1.3. For frequency range 1GHz~25GHz (In 3m Anechoic Chamber)

Item	Equipment	Manufacturer	Model No.	Serial No.	Last Cal.	Cal. Interval
1.	3mChamber(Svswr)	AUDIX	N/A	N/A	Aug.09,22	5 Year
2.	3mChamber(SE)	AUDIX	N/A	N/A	Sep.16,22	5 Year
3.	Signal Analyzer	Rohde & Schwarz	FSV30	104050	Apr.06,22	1 Year
4.	Signal Analyzer	Rohde & Schwarz	FSV30	104050	Apr.01,23	1 Year
5.	Amplifier	Agilent	83017A	MY53270084	Oct.09,22	1 Year
6.	RF Cable	EMCI	EMC104-SM-S M-15000	190407	Jul.01,22	1 Year
7.	Test Software	AUDIX	e3	6.100913a	N/A	N/A
8.	Horn Antenna	ETC	MCTD 1209	DRH15F03006	Aug.12,22	1 Year

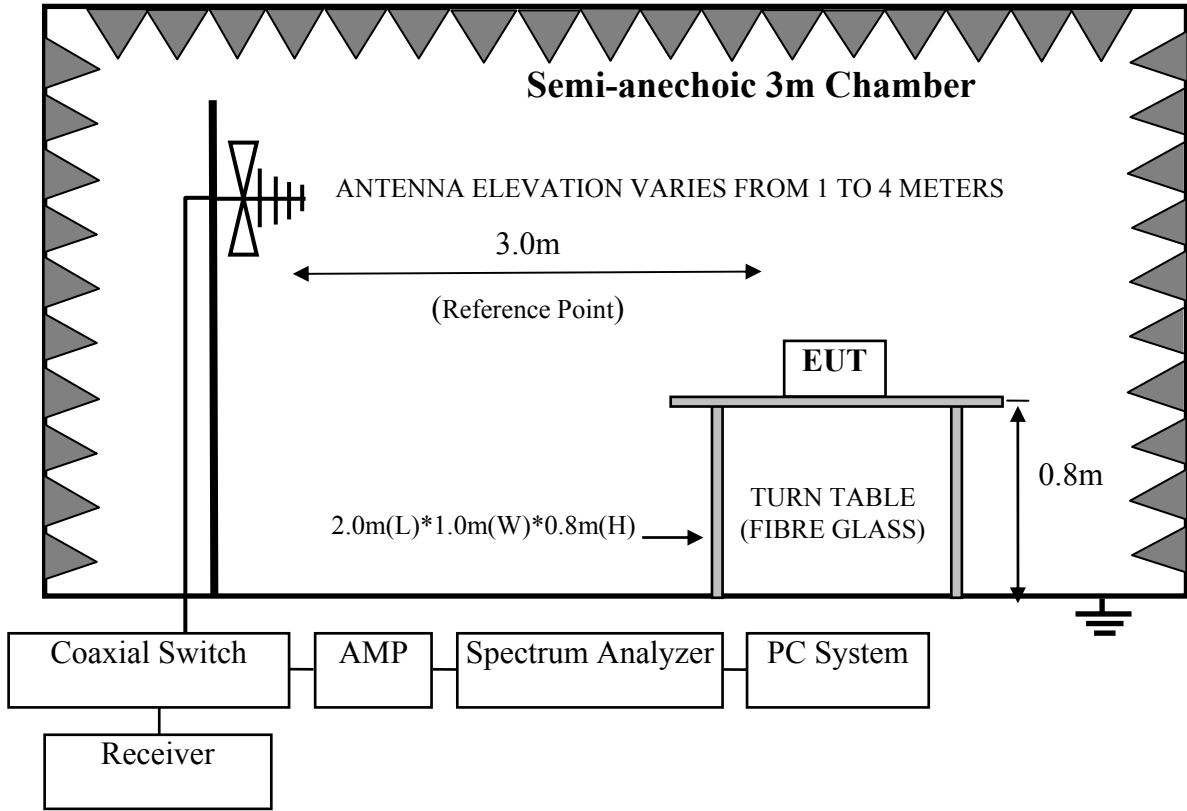
Note: N/A means Not applicable.

4.2. Block Diagram of Test Setup

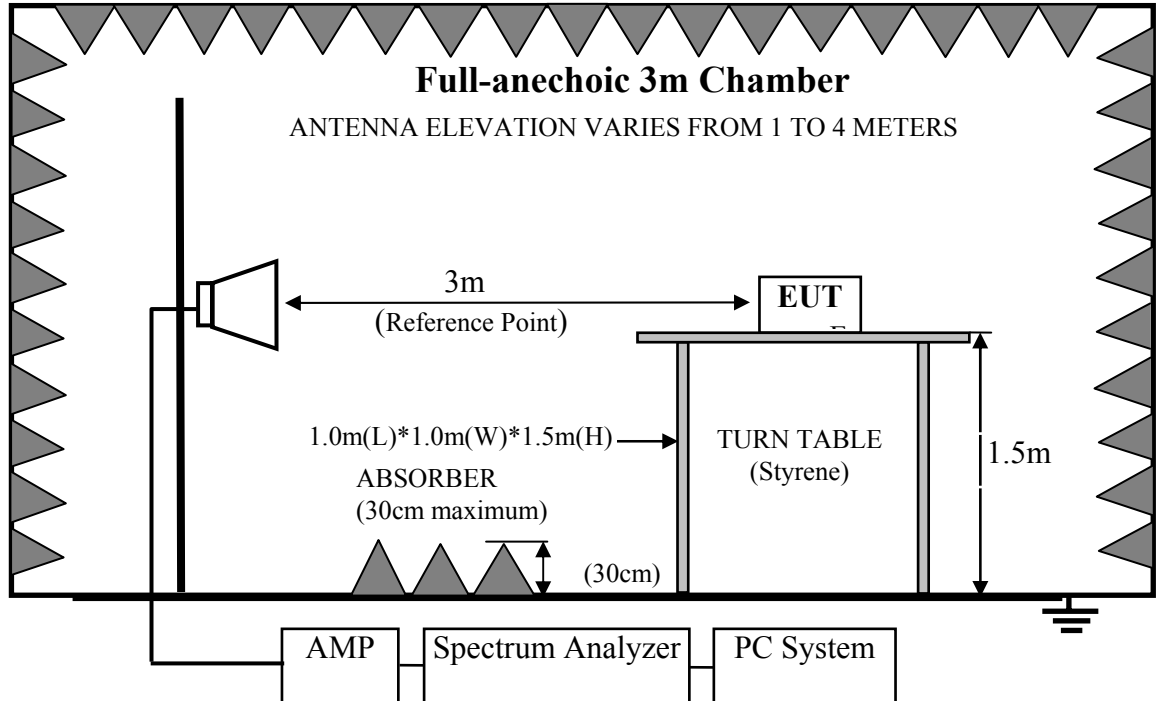
For frequency range below 30MHz



For frequency range 30MHz-1000MHz



For frequency range 1GHz-25GHz



4.3. Radiated Emission Limits

4.3.1. 15.247&209 limits

FREQUENCY MHz	DISTANCE Meters	FIELD STRENGTHS LIMIT	
		μV/m	dB(μV)/m
30 ~ 88	3	100	40.0
88 ~ 216	3	150	43.5
216 ~ 960	3	200	46.0
960 ~ 1000	3	500	54.0
Above 1000	3	74.0 dB(μV)/m (Peak) 54.0 dB(μV)/m (Average)	

Remark : (1) Emission Level (dBμV/m) = Reading (Receiver) (dBμV) + Antenna Factor (dB/m) + Cable Loss (dB)

Emission Level (dBμV/m) = Reading (Spectrum) (dBμV) + Antenna Factor (dB/m) – Amp Factor (dB) + Cable Loss (dB)(above 1000MHz)

(2) The smaller limits shall apply at the cross point between two frequency bands.

(3) Distance is the distance in meters between the measuring instrument, antenna and the closest point of any part of the device or system.

4.3.2. 15.205 Restricted bands of operation

MHz	MHz	MHz	GHz
0.090 - 0.110	16.42 - 16.423	399.9 - 410	4.5 - 5.15
¹ 0.495 - 0.505	16.69475 - 16.69525	608 - 614	5.35 - 5.46
2.1735 - 2.1905	16.80425 - 16.80475	960 - 1240	7.25 - 7.75
4.125 - 4.128	25.5 - 25.67	1300 - 1427	8.025 - 8.5
4.17725 - 4.17775	37.5 - 38.25	1435 - 1626.5	9.0 - 9.2
4.20725 - 4.20775	73 - 74.6	1645.5 - 1646.5	9.3 - 9.5
6.215 - 6.218	74.8 - 75.2	1660 - 1710	10.6 - 12.7
6.26775 - 6.26825	108 - 121.94	1718.8 - 1722.2	13.25 - 13.4
6.31175 - 6.31225	123 - 138	2200 - 2300	14.47 - 14.5
8.291 - 8.294	149.9 - 150.05	2310 - 2390	15.35 - 16.2
8.362 - 8.366	156.52475 - 156.52525	2483.5 - 2500	17.7 - 21.4
8.37625 - 8.38675	156.7 - 156.9	2690 - 2900	22.01 - 23.12
8.41425 - 8.41475	162.0125 - 167.17	3260 - 3267	23.6 - 24.0
12.29 - 12.293	167.72 - 173.2	3332 - 3339	31.2 - 31.8
12.51975 - 12.52025	240 - 285	3345.8 - 3358	36.43 - 36.5
12.57675 - 12.57725	322 - 335.4	3600 - 4400	(²)

All the emissions appearing within 15.205 restricted frequency bands shall not exceed the limits shown in 15.209, all the other emissions shall be at least 20dB below the fundamental emissions, or comply with 15.209 limits.

4.4. EUT Configuration on Test

The following equipment are installed on Power Line Conducted Emission Test to meet the commission requirement and operating regulations in a manner which tends to maximize its emission characteristics in a normal application.

4.4.1. Mini PC (EUT)

Model No. : A Series

Serial No. : N/A

4.4.2. Support Equipment: As Tested Supporting System Details, in Section 2.3.

4.5. Operating Condition of EUT

4.5.1. Setup the EUT and simulator as shown as Section 4.2.

4.5.2. Turn on the power of all equipments.

4.5.3. Let EUT work in Tx(WiFi 2.4GHz) mode

4.6. Test Procedure

Frequency below 30MHz:

The EUT setup on the turn table which has 0.8 m height to the ground. The turn table rotated 360 degrees and antenna fixed to 1 m to find the maximum emission level. In order to find the maximum emission, all of the interface cables were manipulated according to ANSI C63.10 regulation.

EUT and its simulators are placed on a turn table, which is 0.8 meter high above ground for frequency 30MHz~1000MHz, 1.5 meter high above ground for frequency above 1GHz and put the absorbing with 2.4m(L)*2.4m(W)*0.3m(H) on the ground. The turn table can rotate 360 degrees to determine the position of the maximum emission level. Power on the EUT and let it working in test mode, then test it. EUT is set 3 meters away from the receiving antenna, which is mounted on a antenna tower. The antenna can be moved up and down between 1 meter and 4 meters to find out the maximum emission level. Broadband antenna (calibrated bilog antenna) is used as receiving antenna for frequency 30MHz~1000MHz, and the Horn antenna is used as receiving antenna for frequency above 1GHz. Both horizontal and vertical polarization of the antenna are set on test.

This test was performed with EUT in X, Y, Z position, and the worse case was found and reported.

The bandwidth of the EMI test receiver is set at 120kHz for frequency range from 30MHz to 1000 MHz.

The bandwidth of the Spectrum's VBW is set at 3MHz and RBW is set at 1MHz for peak emissions measurement above 1GHz and 1MHz RBW, 10Hz VBW for average emissions measure above 1GHz

The frequency range from 30MHz to 10th harmonic (25GHz) are checked. and no any emissions were found from 18GHz to 25GHz, So the radiated emissions from 18GHz to 25GHz were not record.

4.7. Radiated Emission Test Results

PASS.

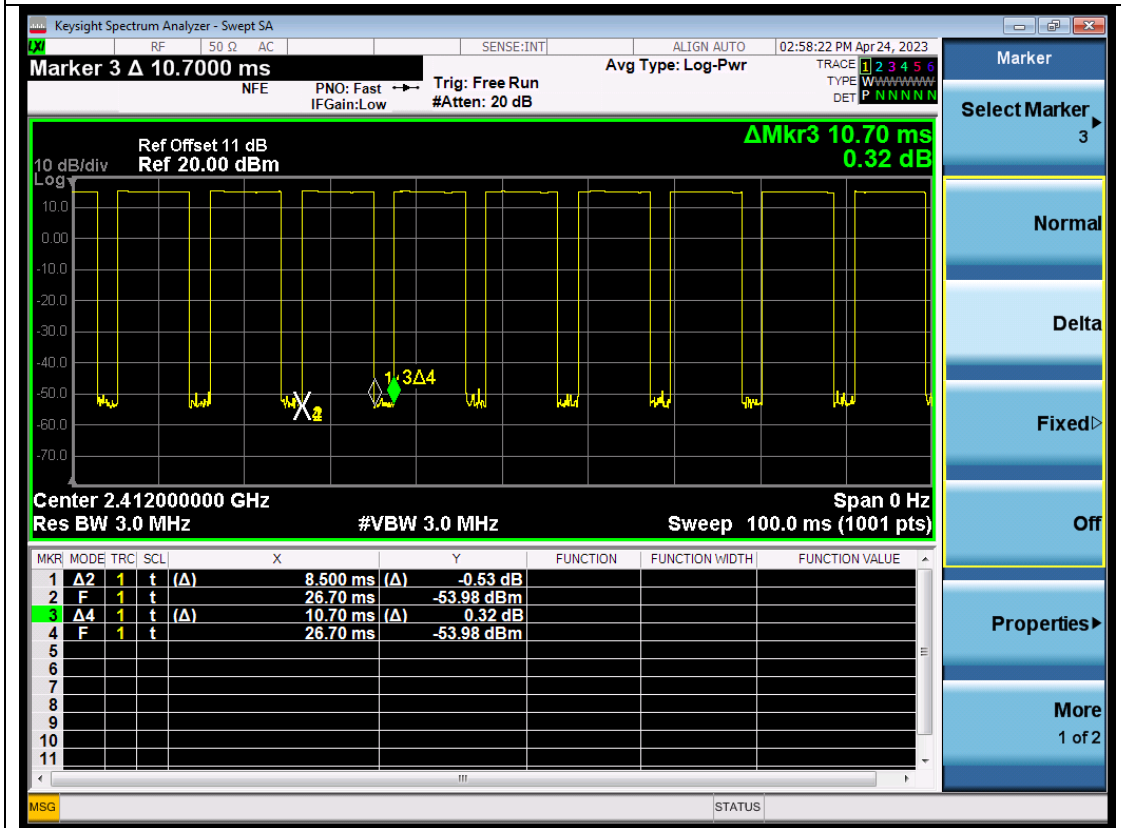
All the emissions from 30MHz to 25 GHz were comply with 15.209 limits.

Note 1: For emissions above 1GHz, if peak level comply with average limit, then the average level is deemed to comply with average limit.

Note 2: The emissions (9kHz~30MHz) not reported for there is no emission be found.

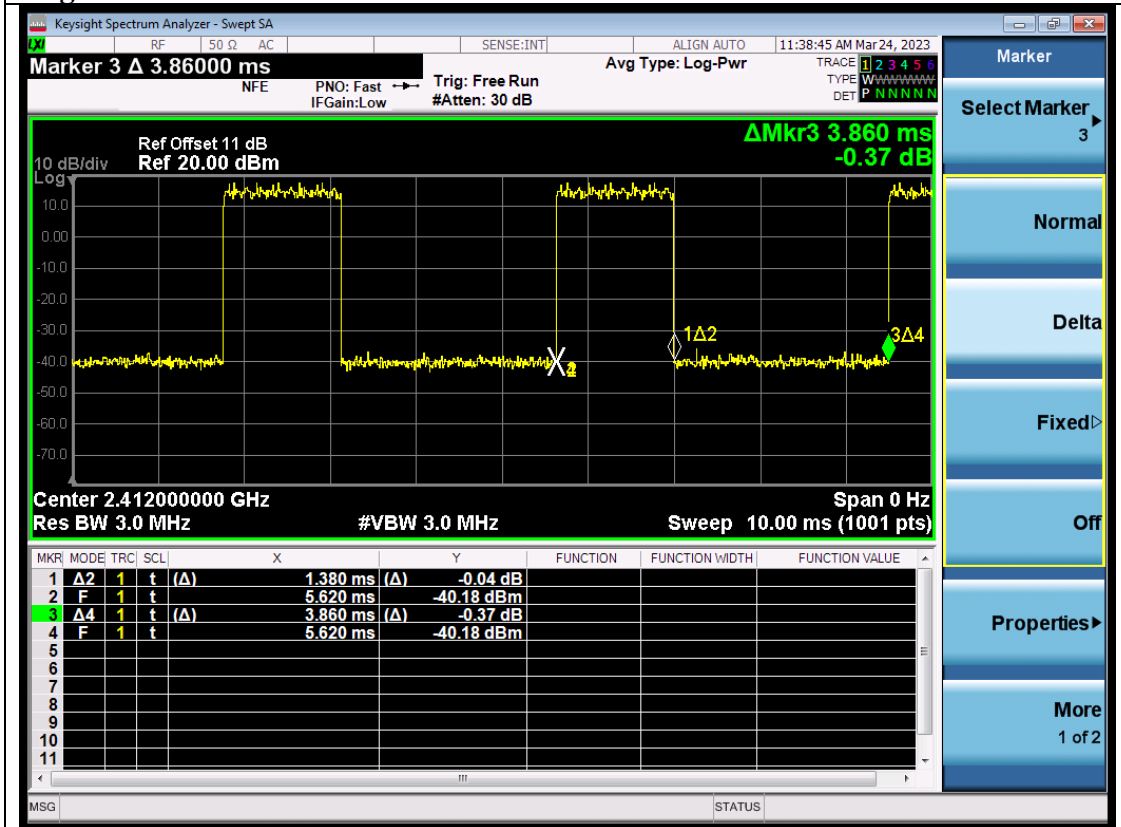
Duty cycle

11 b

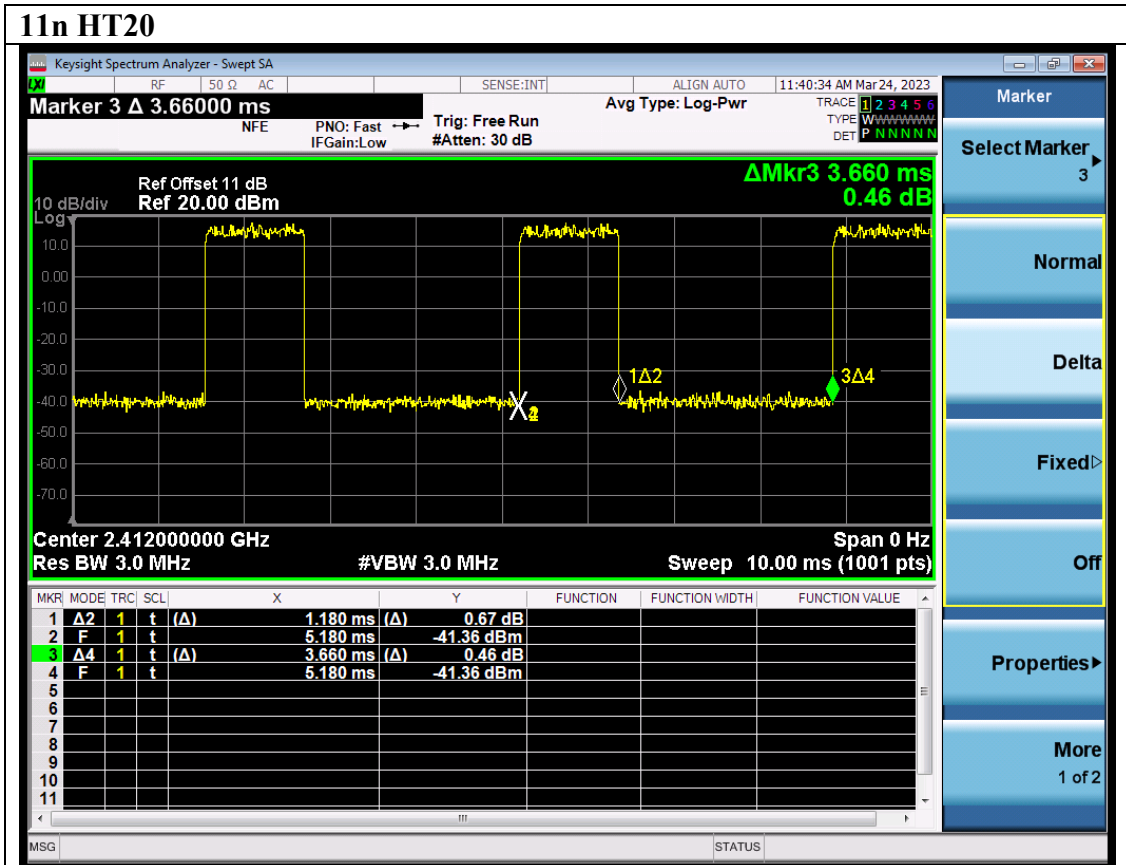


Note: The duty cycle factor is 1.

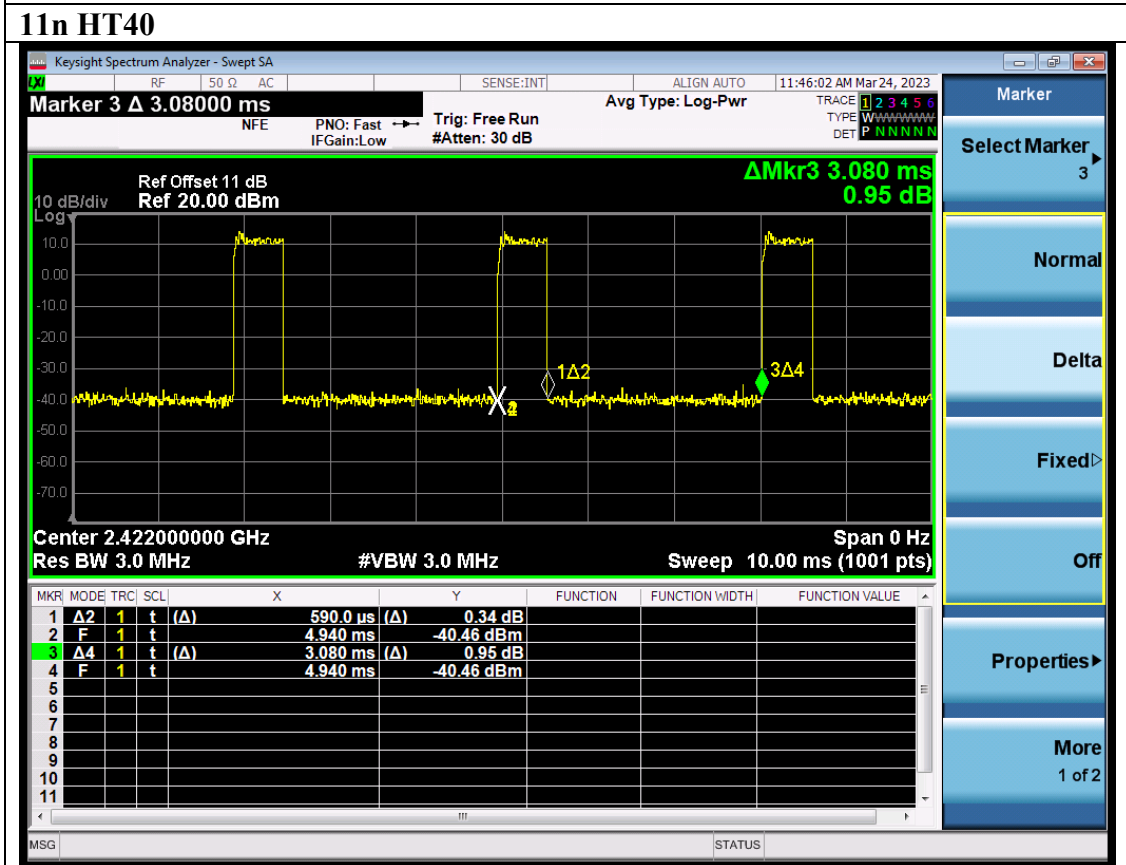
11 g



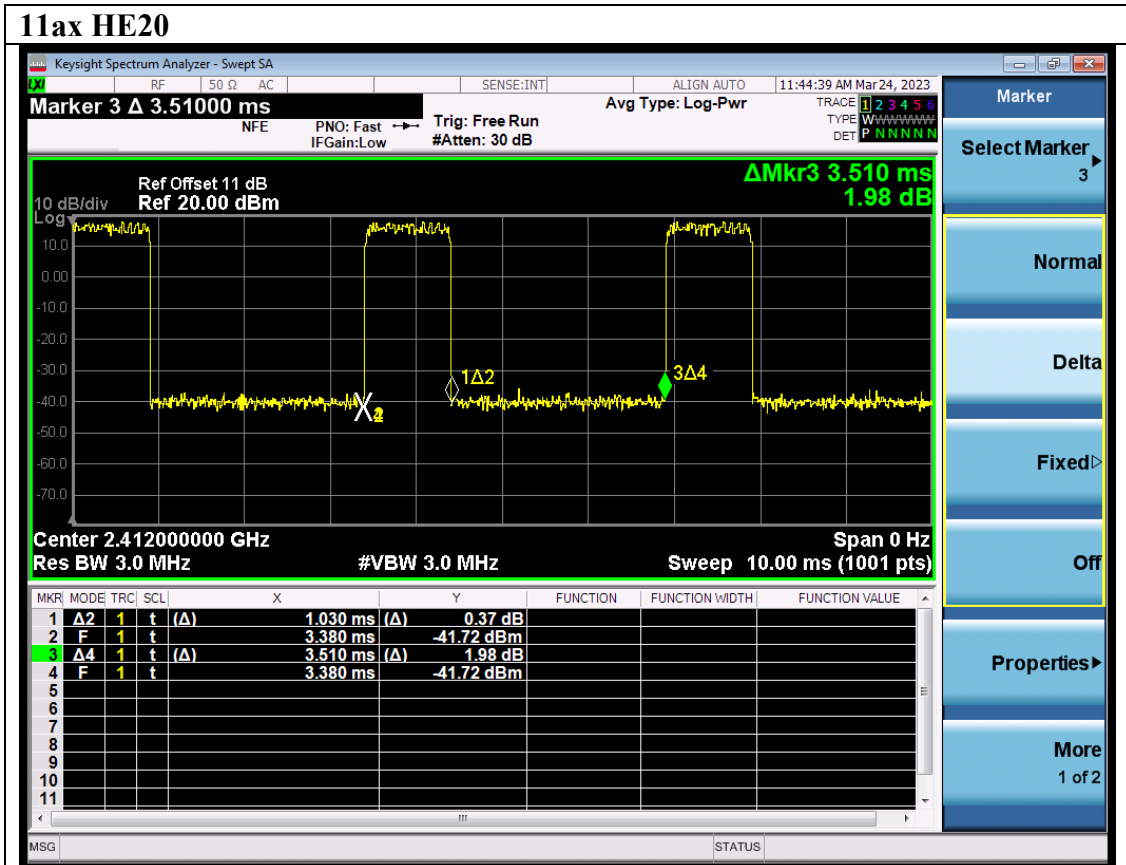
Note: The duty cycle factor is 4.47.



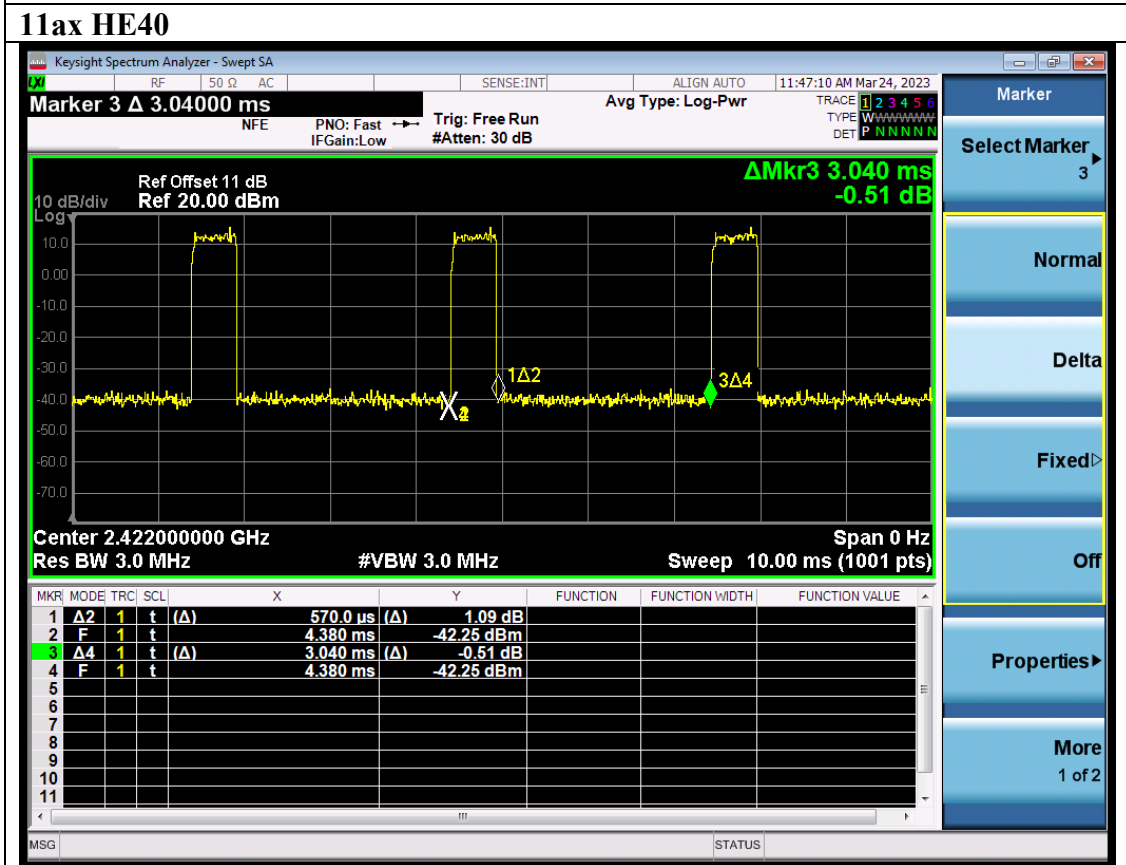
Note: The duty cycle factor is 4.92.



Note: The duty cycle factor is 7.18.



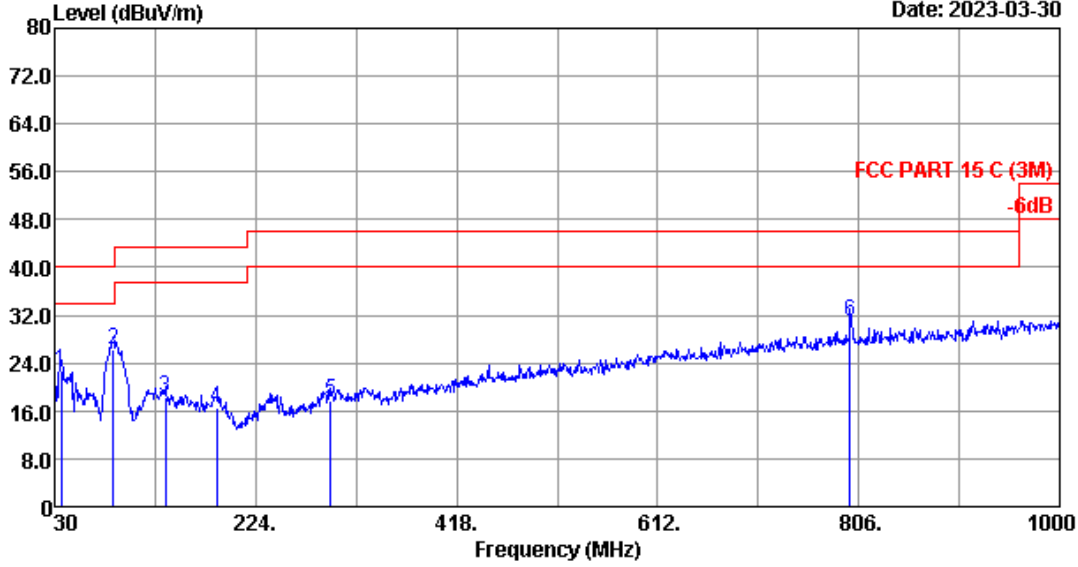
Note: The duty cycle factor is 5.32.



Note: The duty cycle factor is 7.27.

Frequency: 30MHz~1GHz

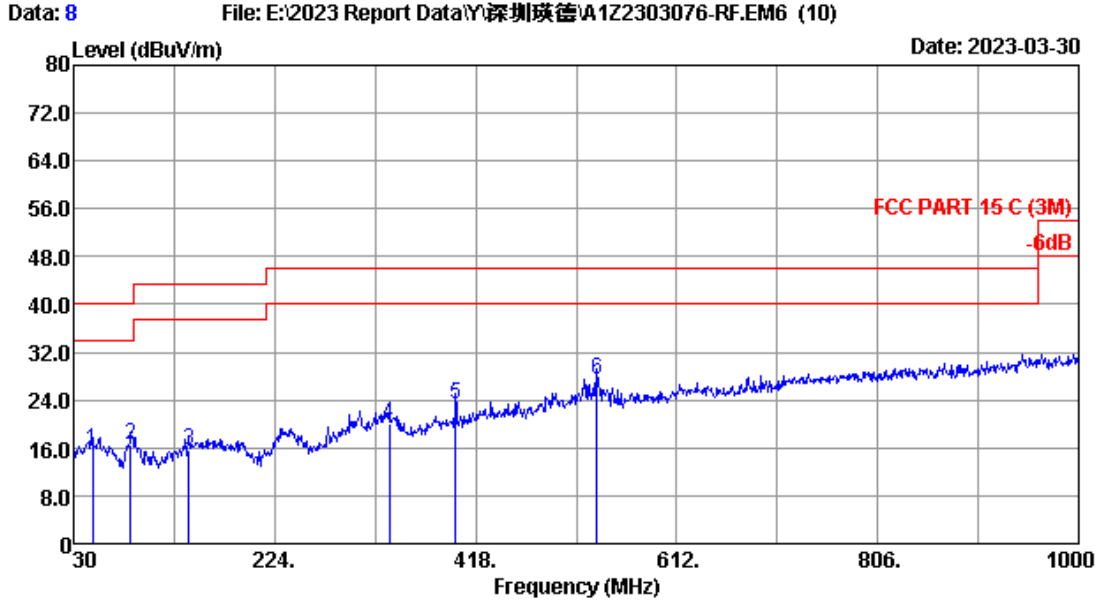
Data: 7 File: E:\2023 Report Data\Y\深圳瑞德\A1Z2303076-RF.EM6 (10) Date: 2023-03-30



Site no. : 3m Chamber Data no. : 7
 Dis. / Ant. : 3m 2022 VULB 9168-01317 Ant. pol. : VERTICAL
 Limit : FCC PART 15 C (3M)
 Env. / Ins. : 23.4°C/53% Engineer : Abel
 Test Mode : 2.4G TX

No.	Freq. (MHz)	Ant. Factor (dB/m)	Cable Loss (dB)	Reading (dBuV)	Emission Level (dBuV/m)	Limits (dBuV/m)	Margin (dB)	Remark
1	36.790	19.00	0.60	3.01	22.61	40.00	17.39	QP
2	86.260	13.80	0.95	11.57	26.32	40.00	13.68	QP
3	136.700	18.60	1.17	-1.57	18.20	43.50	25.30	QP
4	186.170	16.90	1.37	-1.82	16.45	43.50	27.05	QP
5	296.750	19.28	1.78	-3.28	17.78	46.00	28.22	QP
6	797.270	28.18	3.19	-0.26	31.11	46.00	14.89	QP

Remarks: 1. Emission Level= Antenna Factor + Cable Loss + Reading.
 2. The emission levels that are 20dB below the official limit are not reported.



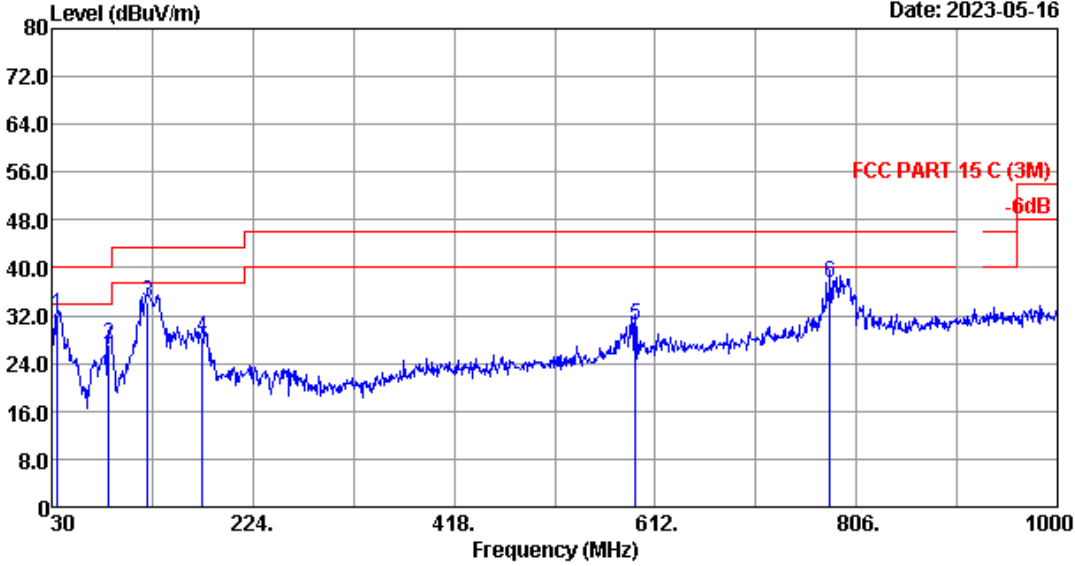
Site no. : 3m Chamber Data no. : 8
 Dis. / Ant. : 3m 2022 VULB 9168-01317 Ant. pol. : HORIZONTAL
 Limit : FCC PART 15 C (3M)
 Env. / Ins. : 23.4°C/53% Engineer : Abel
 Test Mode : 2.4G TX

No.	Freq. (MHz)	Ant. Factor (dB/m)	Cable Loss (dB)	Reading (dBuV)	Emission Level (dBuV/m)	Limits (dBuV/m)	Margin (dB)	Remark
1	48.430	19.70	0.69	-4.61	15.78	40.00	24.22	QP
2	85.290	13.90	0.94	1.67	16.51	40.00	23.49	QP
3	141.550	19.10	1.19	-4.57	15.72	43.50	27.78	QP
4	334.580	20.20	1.88	-1.92	20.16	46.00	25.84	QP
5	398.600	21.48	2.06	-0.33	23.21	46.00	22.79	QP
6	535.370	24.00	2.48	0.83	27.31	46.00	18.69	QP

Remarks: 1. Emission Level= Antenna Factor + Cable Loss + Reading.
 2. The emission levels that are 20dB below the official limit are not reported.

Data for metal appearance:

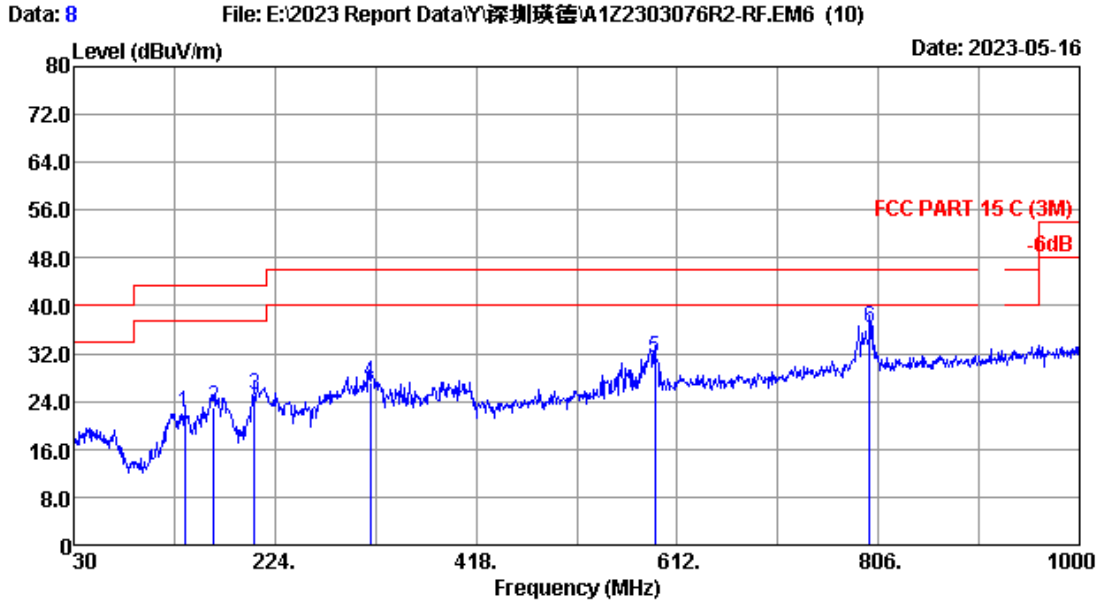
Data: 7 File: E:\2023 Report Data\深圳瑞德\A1Z2303076R2-RF.EM6 (10) Date: 2023-05-16



Site no. : 3m Chamber Data no. : 7
 Dis. / Ant. : 3m 2022 VULB 9168-01317 Ant. pol. : VERTICAL
 Limit : FCC PART 15 C (3M)
 Env. / Ins. : 26.4°C/58% Engineer : Abel
 Test Mode : 2.4G TX Mode

No.	Freq. (MHz)	Ant. Factor (dB/m)	Cable Loss (dB)	Reading (dBuV)	Emission Level (dBuV/m)	Limits (dBuV/m)	Margin (dB)	Remark
1	35.820	18.90	0.60	12.54	32.04	40.00	7.96	QP
2	85.290	13.90	0.94	12.30	27.14	40.00	12.86	QP
3	122.150	17.00	1.11	16.26	34.37	43.50	9.13	QP
4	175.500	18.10	1.33	8.80	28.23	43.50	15.27	QP
5	592.600	25.26	2.64	2.38	30.28	46.00	15.72	QP
6	780.780	27.92	3.14	6.42	37.48	46.00	8.52	QP

Remarks: 1. Emission Level= Antenna Factor + Cable Loss + Reading.
 2. The emission levels that are 20dB below the official limit are not reported.



Site no. : 3m Chamber Data no. : 8
 Dis. / Ant. : 3m 2022 VULB 9168-01317 Ant. pol. : HORIZONTAL
 Limit : FCC PART 15 C (3M)
 Env. / Ins. : 26.4°C/58% Engineer : Abel
 Test Mode : 2.4G TX Mode

No.	Freq. (MHz)	Ant. Factor (dB/m)	Cable Loss (dB)	Reading (dBuV)	Emission Level (dBuV/m)	Limits (dBuV/m)	Margin (dB)	Remark
1	136.700	18.60	1.17	2.45	22.22	43.50	21.28	QP
2	164.830	19.00	1.29	2.85	23.14	43.50	20.36	QP
3	204.600	15.70	1.44	7.98	25.12	43.50	18.38	QP
4	316.150	19.94	1.83	5.41	27.18	46.00	18.82	QP
5	590.660	25.22	2.63	3.41	31.26	46.00	14.74	QP
6	797.270	28.18	3.19	4.87	36.24	46.00	9.76	QP

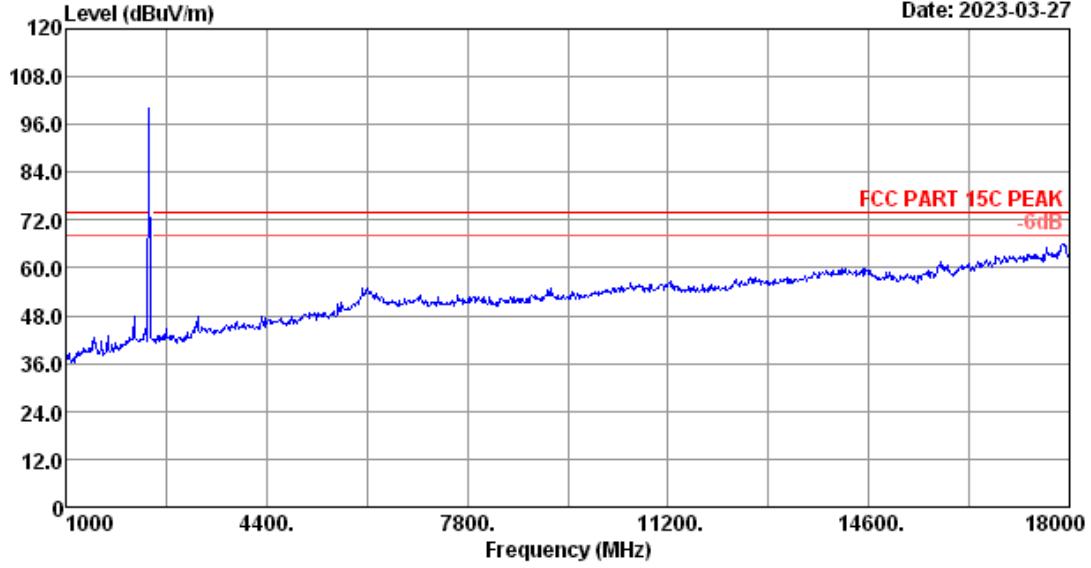
Remarks: 1. Emission Level= Antenna Factor + Cable Loss + Reading.
 2. The emission levels that are 20dB below the official limit are not reported.

Frequency: 1GHz~18GHz

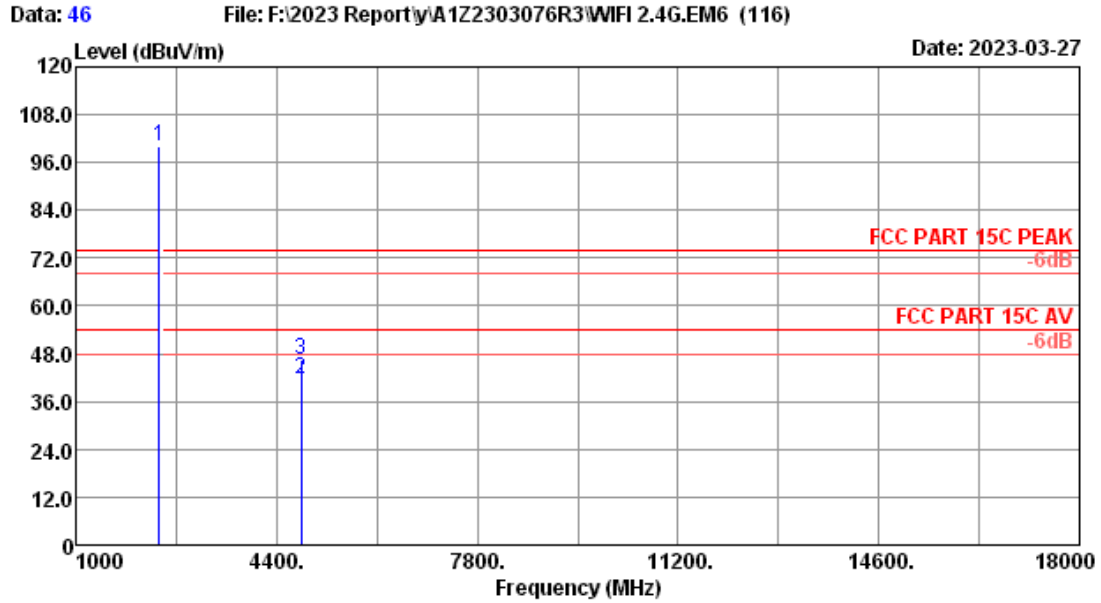
Data: 45

File: F:\2023 Report\y\A1Z2303076R3\WIFI 2.4G.EM6 (116)

Date: 2023-03-27



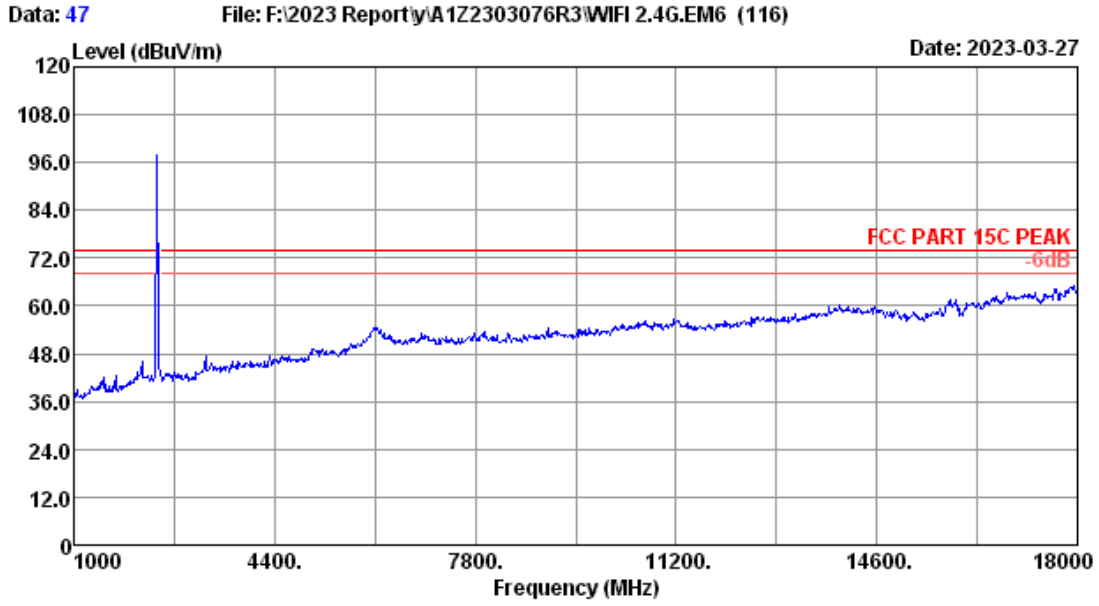
Site no.	: 3m Chamber	Data no.	: 45
Dis. / Ant.	: 3m 2022 MCTD1209-3006	Ant. pol.	: HORIZONTAL
Limit	: FCC PART 15C PEAK		
Env. / Ins.	: 23.2*C/52.5%	Engineer	: nier
Test Mode	: 2.4G 11b 2412MHz TX		



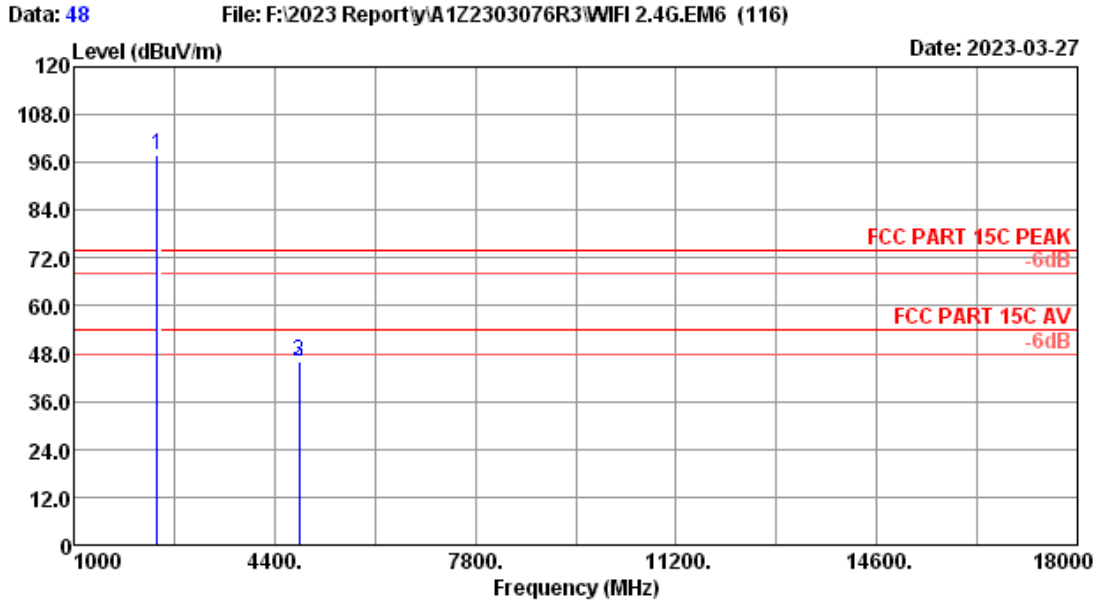
Site no. : 3m Chamber Data no. : 46
 Dis. / Ant. : 3m 2022 MCTD1209-3006 Ant. pol. : HORIZONTAL
 Limit : FCC PART 15C PEAK
 Env. / Ins. : 23.2*C/52.5% Engineer : nier
 Test Mode : 2.4G 11b 2412MHz TX

No.	Freq. (MHz)	Ant. Factor (dB/m)	Cable Loss (dB)	Reading (dBuV)	Amp factor (dB)	Emission Level (dBuV/m)	Limits (dBuV/m)	Margin (dB)	Remark
1	2412.00	27.73	2.30	104.27	34.36	99.94	-----	-----	Peak
2	4824.00	31.25	3.33	40.61	33.68	41.51	54.00	12.49	Average
3	4824.00	31.25	3.33	45.52	33.68	46.42	74.00	27.58	Peak

Remarks: 1. Emission Level= Antenna Factor + Cable Loss + Reading -Amp factor.
 2. The emission levels that are 20dB below the official limit are not reported.



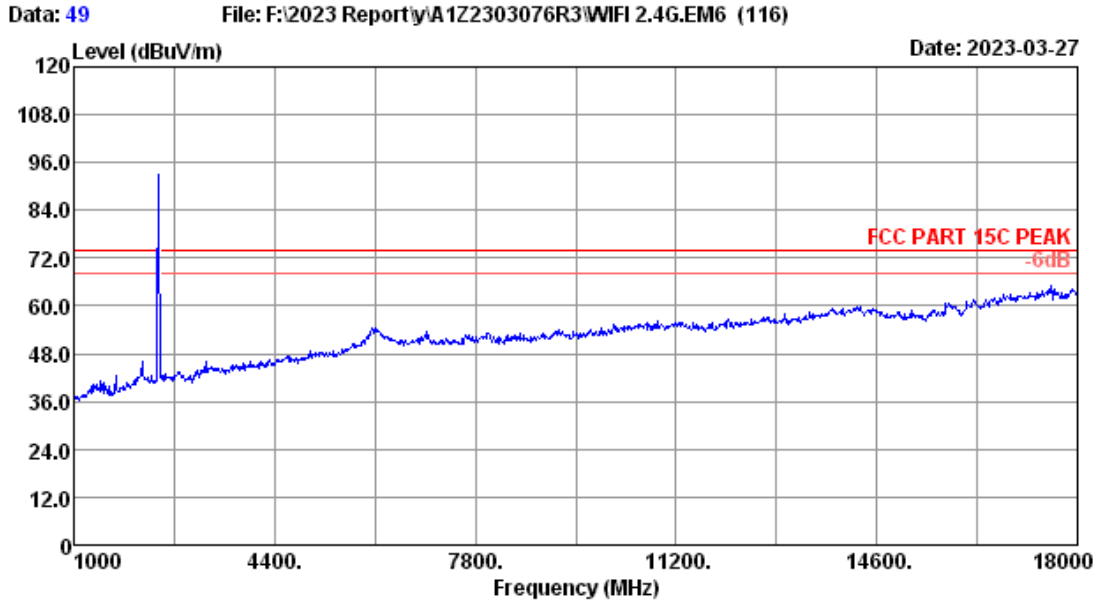
Site no.	: 3m Chamber	Data no.	: 47
Dis. / Ant.	: 3m 2022 MCTD1209-3006	Ant. pol.	: VERTICAL
Limit	: FCC PART 15C PEAK		
Env. / Ins.	: 23.2°C/52.5%	Engineer	: nier
Test Mode	: 2.4G 11b 2412MHz TX		



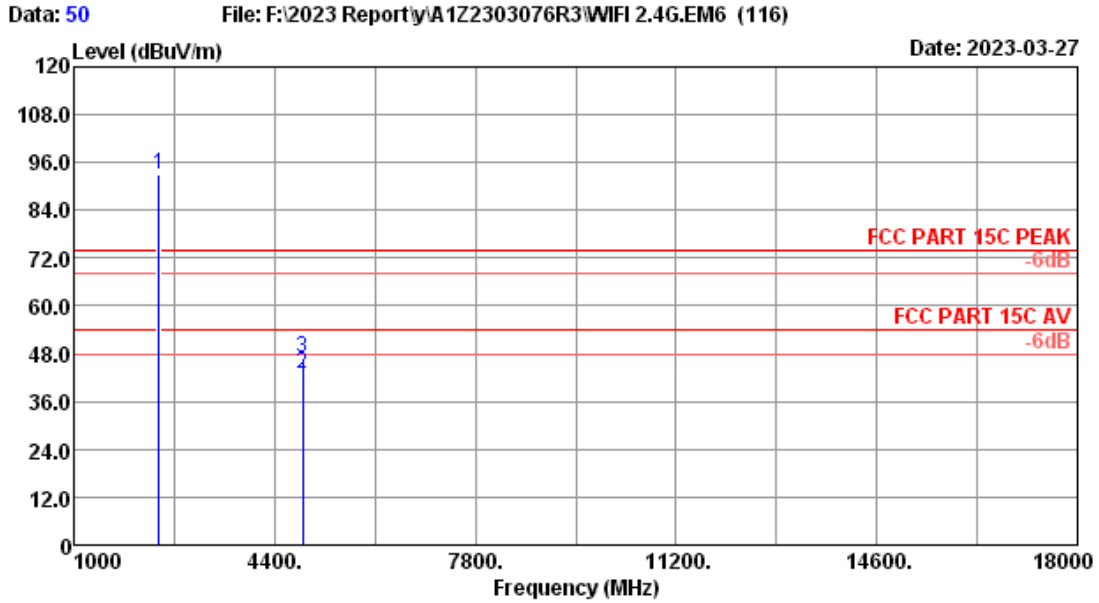
Site no. : 3m Chamber Data no. : 48
 Dis. / Ant. : 3m 2022 MCTD1209-3006 Ant. pol. : VERTICAL
 Limit : FCC PART 15C PEAK
 Env. / Ins. : 23.2°C/52.5% Engineer : nier
 Test Mode : 2.4G 11b 2412MHz TX

No.	Freq. (MHz)	Ant. Factor (dB/m)	Cable Loss (dB)	Reading (dBuV)	Amp factor (dB)	Emission Level (dBuV/m)	Limits (dBuV/m)	Margin (dB)	Remark
1	2412.00	27.73	2.30	102.31	34.36	97.98	-----	-----	Peak
2	4824.00	31.25	3.33	45.12	33.68	46.02	54.00	7.98	Average
3	4824.00	31.25	3.33	44.94	33.68	45.84	74.00	28.16	Peak

Remarks: 1. Emission Level= Antenna Factor + Cable Loss + Reading -Amp factor.
 2. The emission levels that are 20dB below the official limit are not reported.



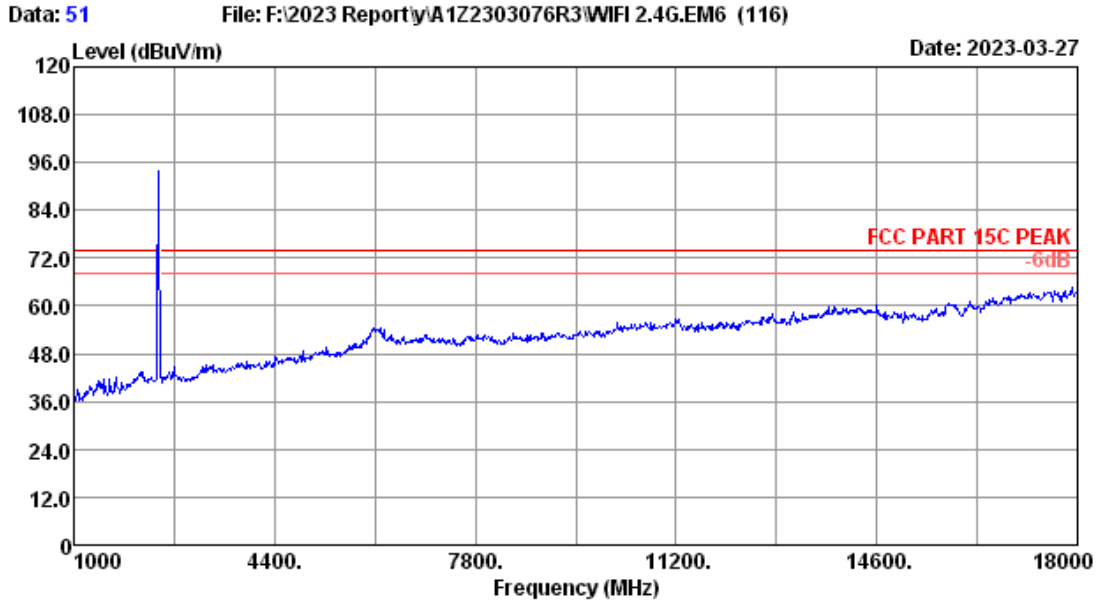
Site no.	: 3m Chamber	Data no.	: 49
Dis. / Ant.	: 3m 2022 MCTD1209-3006	Ant. pol.	: HORIZONTAL
Limit	: FCC PART 15C PEAK		
Env. / Ins.	: 23.2°C/52.5%	Engineer	: nier
Test Mode	: 2.4G 11b 2437MHz TX		



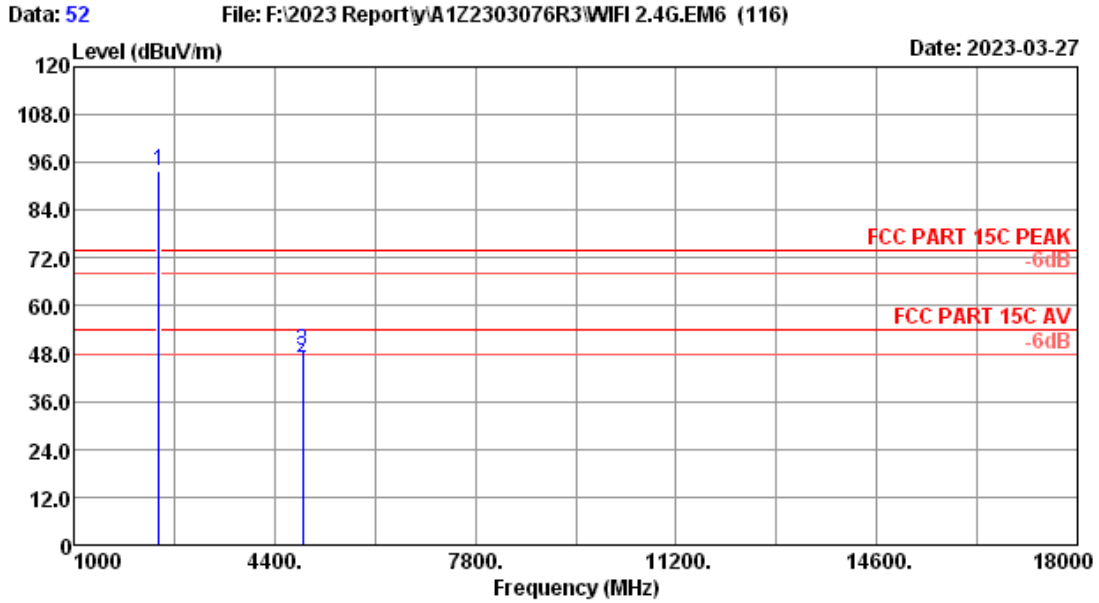
Site no. : 3m Chamber Data no. : 50
 Dis. / Ant. : 3m 2022 MCTD1209-3006 Ant. pol. : HORIZONTAL
 Limit : FCC PART 15C PEAK
 Env. / Ins. : 23.2*C/52.5% Engineer : nier
 Test Mode : 2.4G 11b 2437MHz TX

No.	Freq. (MHz)	Ant. Factor (dB/m)	Cable Loss (dB)	Reading (dBuV)	Amp factor (dB)	Emission Level (dBuV/m)	Limits (dBuV/m)	Margin (dB)	Remark
1	2437.00	27.80	2.32	97.09	34.36	92.85	-----	-----	Peak
2	4874.00	31.43	3.35	41.85	33.69	42.94	54.00	11.06	Average
3	4874.00	31.43	3.35	45.97	33.69	47.06	74.00	26.94	Peak

Remarks: 1. Emission Level= Antenna Factor + Cable Loss + Reading -Amp factor.
 2. The emission levels that are 20dB below the official limit are not reported.



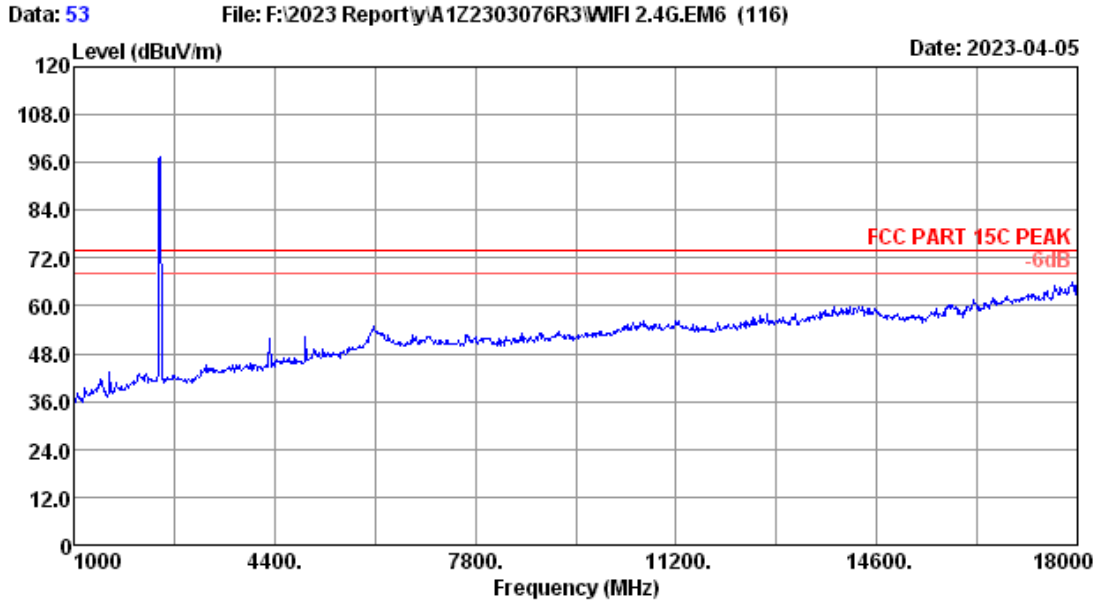
Site no.	: 3m Chamber	Data no.	: 51
Dis. / Ant.	: 3m 2022 MCTD1209-3006	Ant. pol.	: VERTICAL
Limit	: FCC PART 15C PEAK		
Env. / Ins.	: 23.2*C/52.5%	Engineer	: nier
Test Mode	: 2.4G 11b 2437MHz TX		



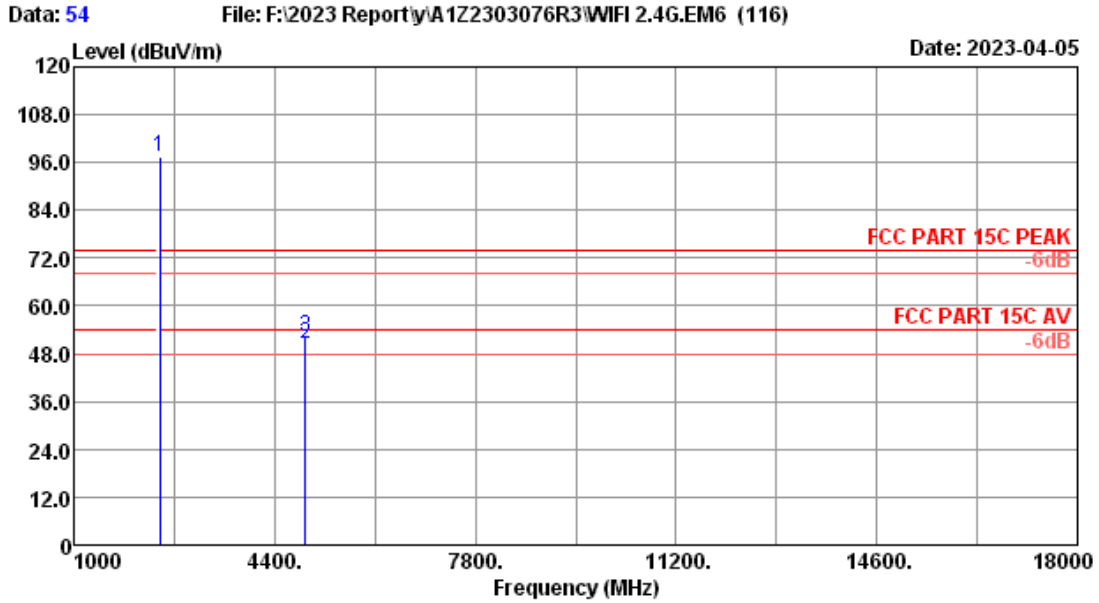
Site no. : 3m Chamber Data no. : 52
 Dis. / Ant. : 3m 2022 MCTD1209-3006 Ant. pol. : VERTICAL
 Limit : FCC PART 15C PEAK
 Env. / Ins. : 23.2°C/52.5% Engineer : nier
 Test Mode : 2.4G 11b 2437MHz TX

No.	Freq. (MHz)	Ant. Factor (dB/m)	Cable Loss (dB)	Reading (dBuV)	Amp factor (dB)	Emission Level (dBuV/m)	Limits (dBuV/m)	Margin (dB)	Remark
1	2437.00	27.80	2.32	98.28	34.36	94.04	-----	-----	Peak
2	4874.00	31.43	3.35	45.91	33.69	47.00	54.00	7.00	Average
3	4874.00	31.43	3.35	47.69	33.69	48.78	74.00	25.22	Peak

Remarks: 1. Emission Level= Antenna Factor + Cable Loss + Reading -Amp factor.
 2. The emission levels that are 20dB below the official limit are not reported.



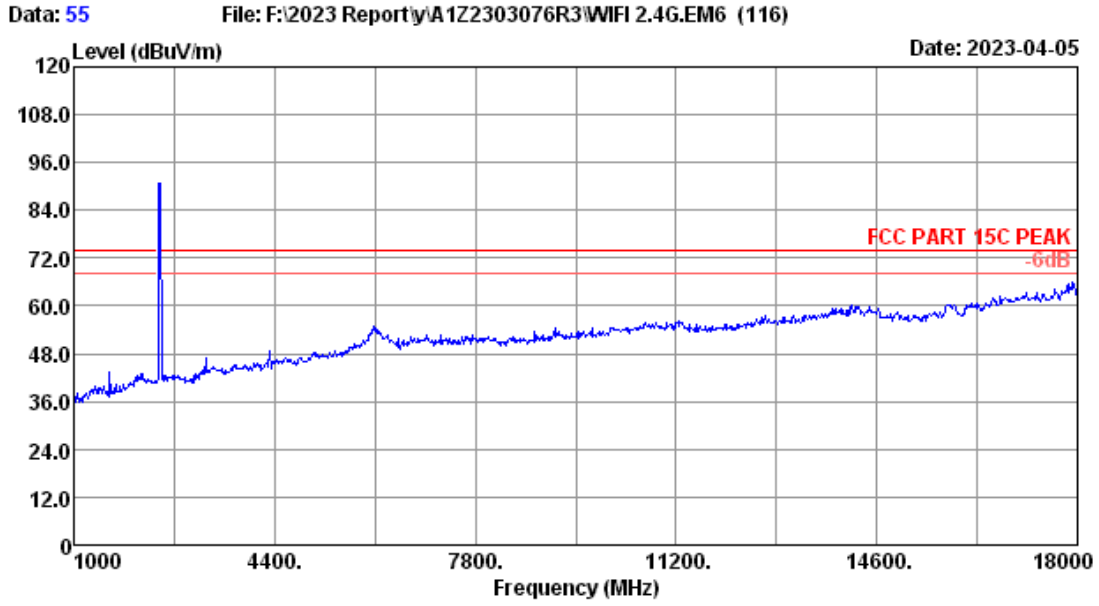
Site no.	: 3m Chamber	Data no.	: 53
Dis. / Ant.	: 3m 2022 MCTD1209-3006	Ant. pol.	: VERTICAL
Limit	: FCC PART 15C PEAK		
Env. / Ins.	: 23.2°C/52.5%	Engineer	: nier
Test Mode	: 2.4G 11b 2462MHz TX		



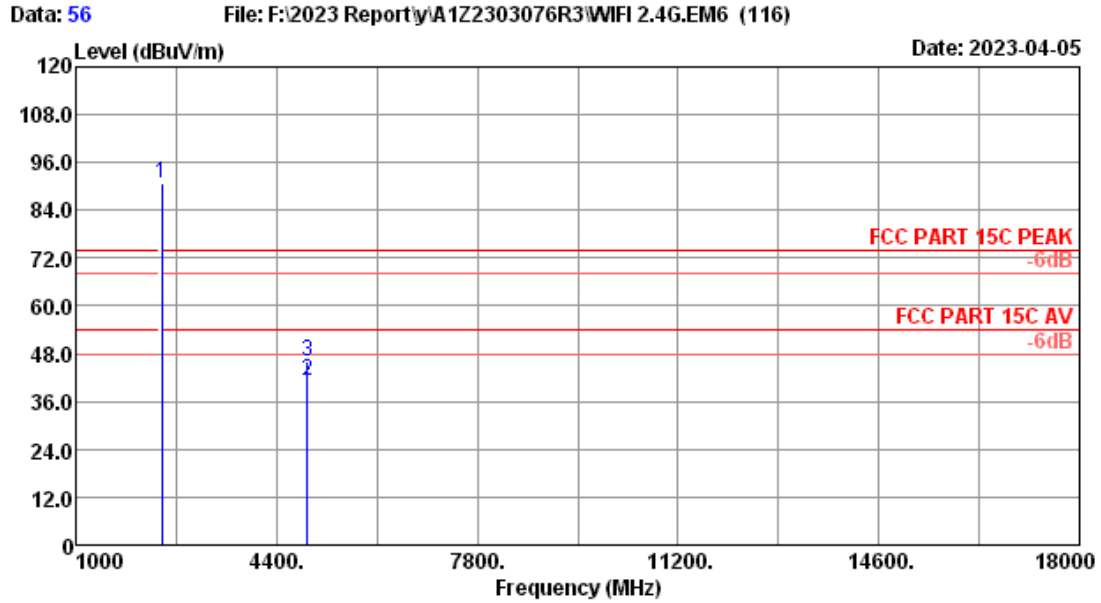
Site no. : 3m Chamber Data no. : 54
 Dis. / Ant. : 3m 2022 MCTD1209-3006 Ant. pol. : VERTICAL
 Limit : FCC PART 15C PEAK
 Env. / Ins. : 23.2*C/52.5% Engineer : nier
 Test Mode : 2.4G 11b 2462MHz TX

No.	Freq. (MHz)	Ant. Factor (dB/m)	Cable Loss (dB)	Reading (dBuV)	Amp factor (dB)	Emission Level (dBuV/m)	Limits (dBuV/m)	Margin (dB)	Remark
1	2462.00	27.80	2.33	101.49	34.35	97.27	-----	-----	Peak
2	4924.00	31.70	3.37	49.24	33.69	50.62	54.00	3.38	Average
3	4924.00	31.70	3.37	51.00	33.69	52.38	74.00	21.62	Peak

Remarks: 1. Emission Level= Antenna Factor + Cable Loss + Reading -Amp factor.
 2. The emission levels that are 20dB below the official limit are not reported.



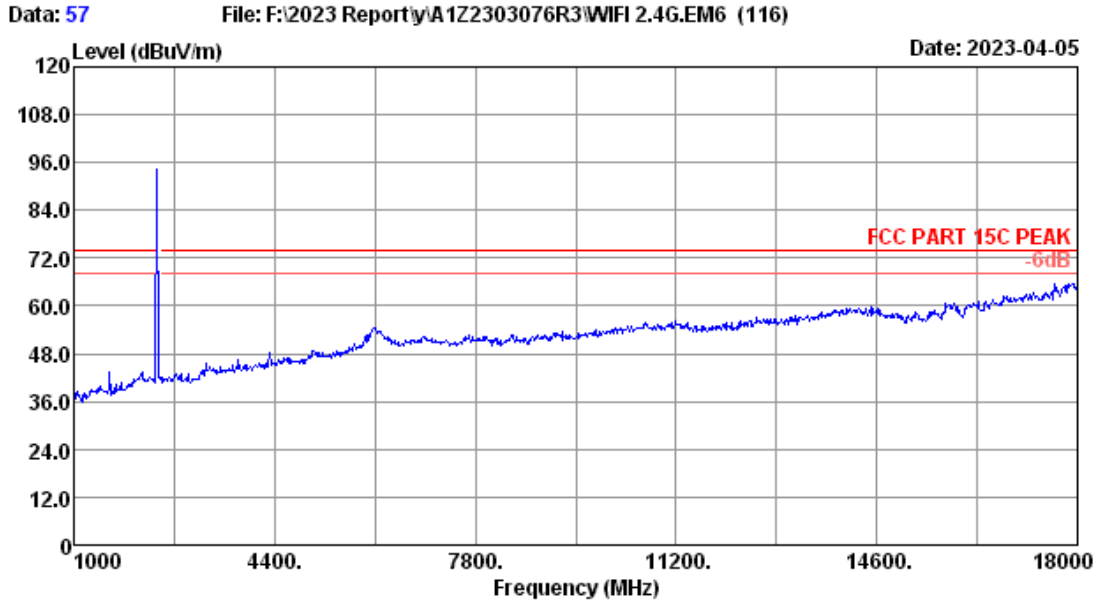
Site no.	: 3m Chamber	Data no.	: 55
Dis. / Ant.	: 3m 2022 MCTD1209-3006	Ant. pol.	: HORIZONTAL
Limit	: FCC PART 15C PEAK		
Env. / Ins.	: 23.2°C/52.5%	Engineer	: nier
Test Mode	: 2.4G 11b 2462MHz TX		



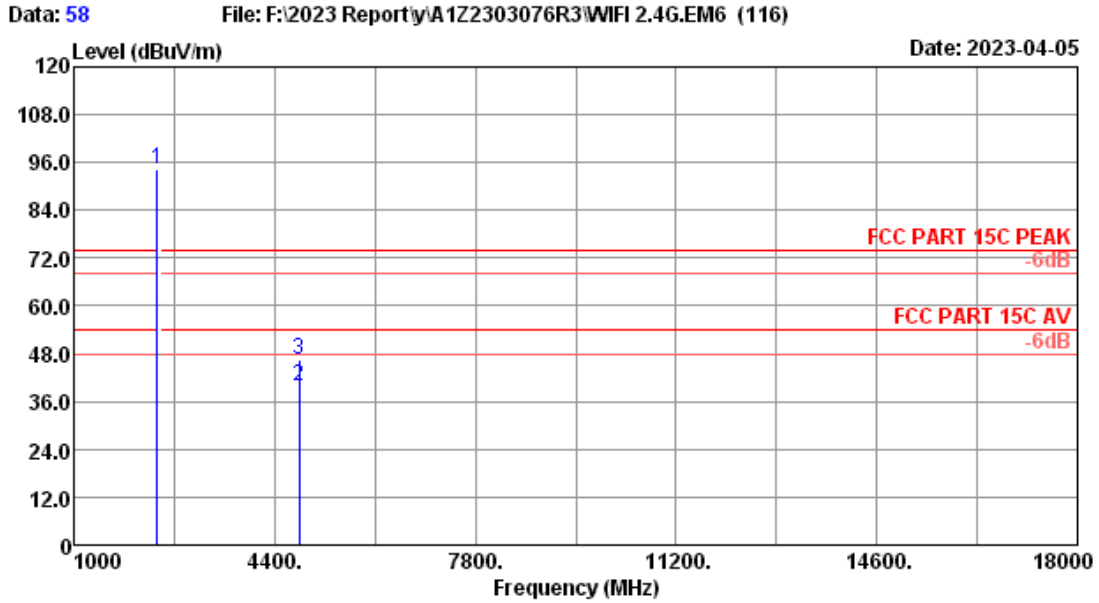
Site no. : 3m Chamber Data no. : 56
 Dis. / Ant. : 3m 2022 MCTD1209-3006 Ant. pol. : HORIZONTAL
 Limit : FCC PART 15C PEAK
 Env. / Ins. : 23.2*C/52.5% Engineer : nier
 Test Mode : 2.4G 11b 2462MHz TX

No.	Freq. (MHz)	Ant. Factor (dB/m)	Cable Loss (dB)	Reading (dBuV)	Amp factor (dB)	Emission Level (dBuV/m)	Limits (dBuV/m)	Margin (dB)	Remark
1	2462.00	27.80	2.33	95.13	34.35	90.91	-----	-----	Peak
2	4924.00	31.70	3.37	39.81	33.69	41.19	54.00	12.81	Average
3	4924.00	31.70	3.37	44.65	33.69	46.03	74.00	27.97	Peak

Remarks: 1. Emission Level= Antenna Factor + Cable Loss + Reading -Amp factor.
 2. The emission levels that are 20dB below the official limit are not reported.



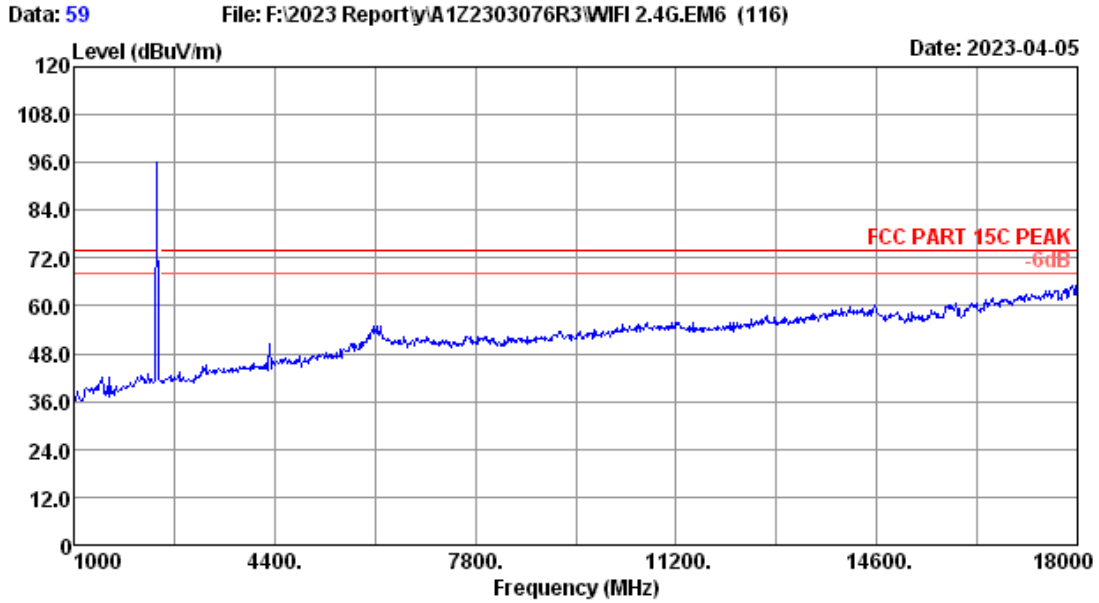
Site no.	: 3m Chamber	Data no.	: 57
Dis. / Ant.	: 3m 2022 MCTD1209-3006	Ant. pol.	: HORIZONTAL
Limit	: FCC PART 15C PEAK		
Env. / Ins.	: 23.2°C/52.5%	Engineer	: nier
Test Mode	: 2.4G 11g 2412MHz TX		



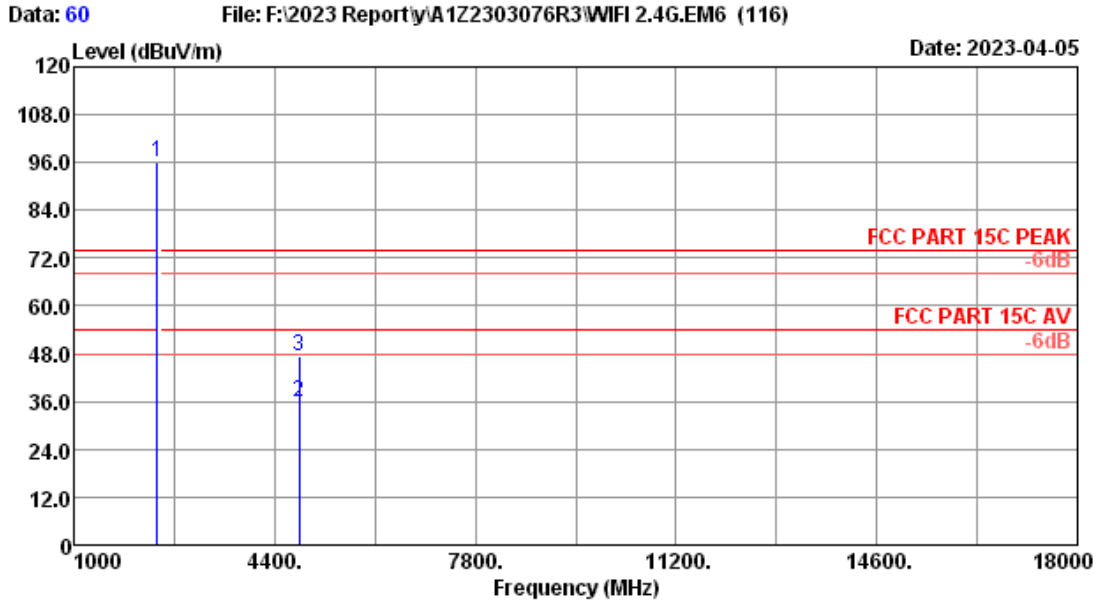
Site no. : 3m Chamber Data no. : 58
 Dis. / Ant. : 3m 2022 MCTD1209-3006 Ant. pol. : HORIZONTAL
 Limit : FCC PART 15C PEAK
 Env. / Ins. : 23.2°C/52.5% Engineer : nier
 Test Mode : 2.4G 11g 2412MHz TX

No.	Freq. (MHz)	Ant. Factor (dB/m)	Cable Loss (dB)	Reading (dBuV)	Amp factor (dB)	Emission Level (dBuV/m)	Limits (dBuV/m)	Margin (dB)	Remark
1	2412.00	27.73	2.30	98.50	34.36	94.17	-----	-----	Peak
2	4824.00	31.25	3.33	39.12	33.68	40.02	54.00	13.98	Average
3	4824.00	31.25	3.33	45.55	33.68	46.45	74.00	27.55	Peak

Remarks: 1. Emission Level= Antenna Factor + Cable Loss + Reading -Amp factor.
 2. The emission levels that are 20dB below the official limit are not reported.



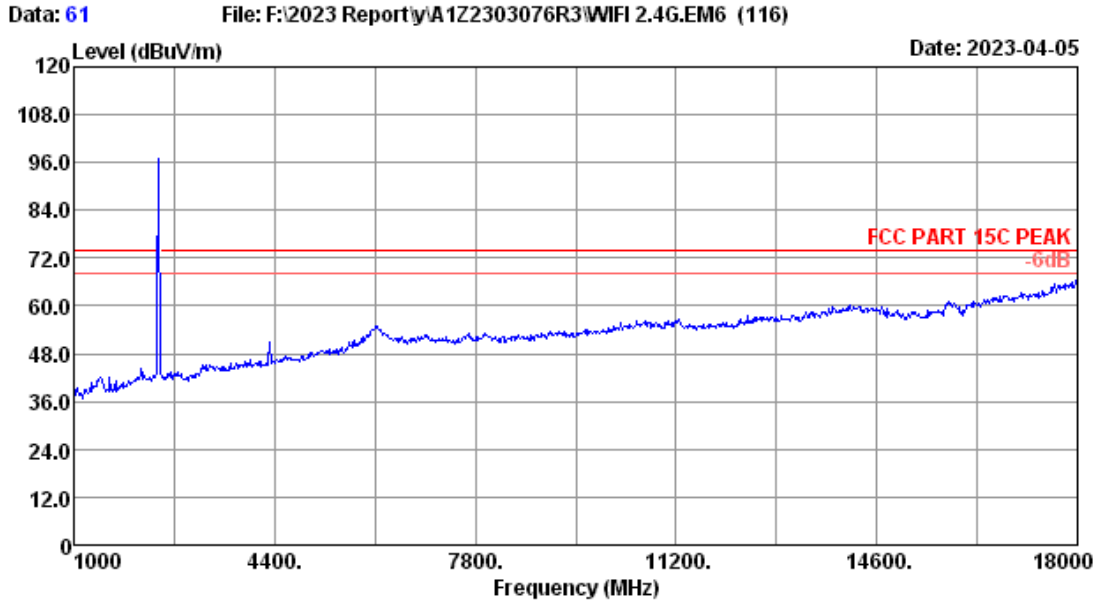
Site no.	: 3m Chamber	Data no.	: 59
Dis. / Ant.	: 3m 2022 MCTD1209-3006	Ant. pol.	: VERTICAL
Limit	: FCC PART 15C PEAK		
Env. / Ins.	: 23.2°C/52.5%	Engineer	: nier
Test Mode	: 2.4G 11g 2412MHz TX		



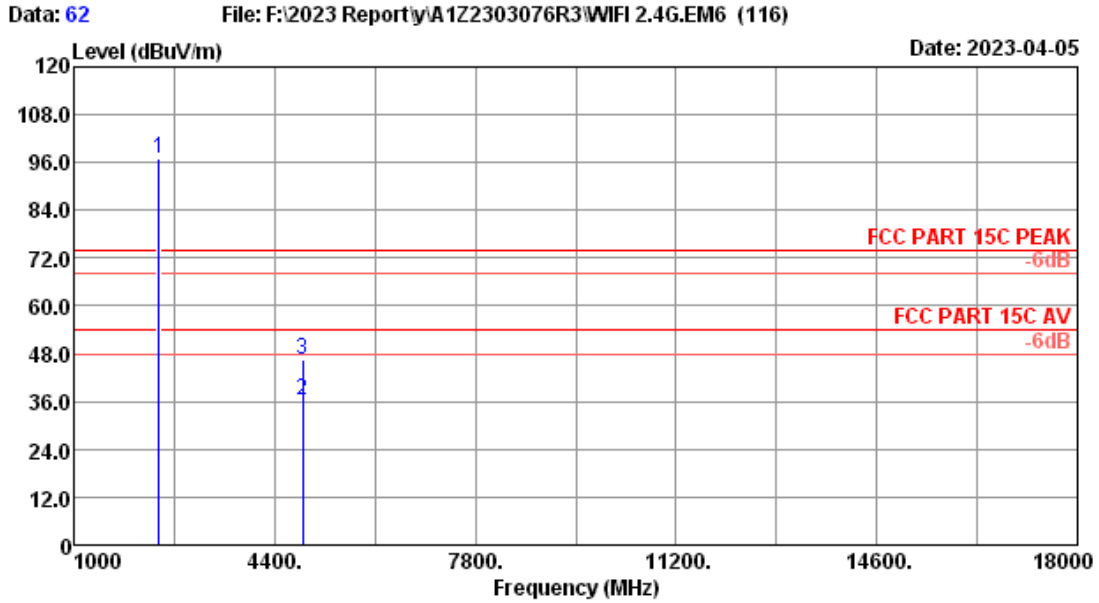
Site no. : 3m Chamber Data no. : 60
 Dis. / Ant. : 3m 2022 MCTD1209-3006 Ant. pol. : VERTICAL
 Limit : FCC PART 15C PEAK
 Env. / Ins. : 23.2°C/52.5% Engineer : nier
 Test Mode : 2.4G 11g 2412MHz TX

No.	Freq. (MHz)	Ant. Factor (dB/m)	Cable Loss (dB)	Reading (dBuV)	Amp factor (dB)	Emission Level (dBuV/m)	Limits (dBuV/m)	Margin (dB)	Remark
1	2412.00	27.73	2.30	100.43	34.36	96.10	-----	-----	Peak
2	4824.00	31.25	3.33	34.80	33.68	35.70	54.00	18.30	Average
3	4824.00	31.25	3.33	46.59	33.68	47.49	74.00	26.51	Peak

Remarks: 1. Emission Level= Antenna Factor + Cable Loss + Reading -Amp factor.
 2. The emission levels that are 20dB below the official limit are not reported.



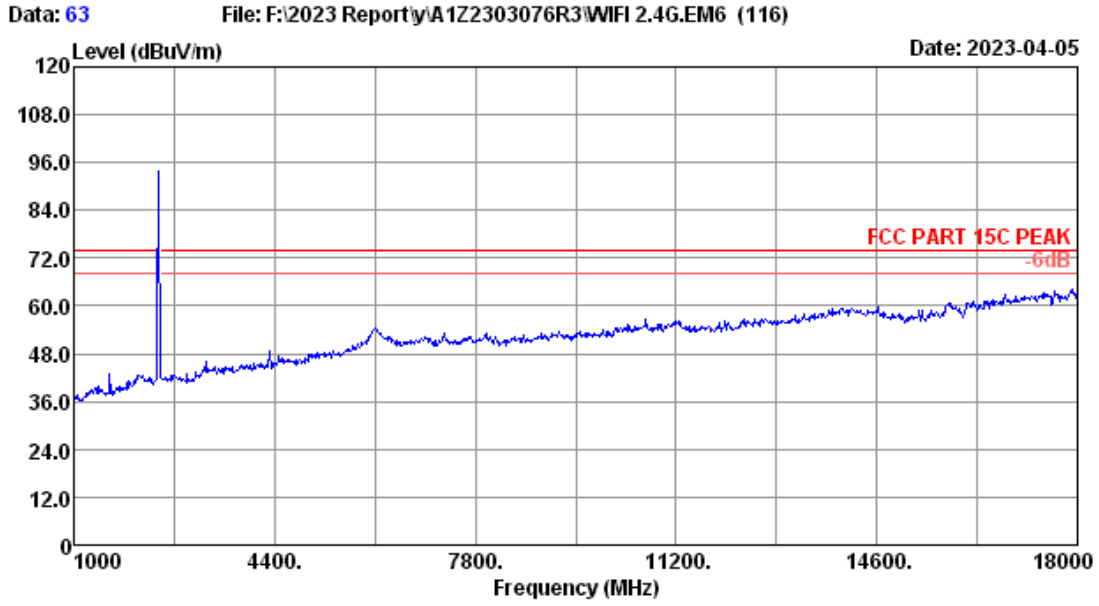
Site no. :	3m Chamber	Data no. :	61
Dis. / Ant. :	3m 2022 MCTD1209-3006	Ant. pol. :	VERTICAL
Limit :	FCC PART 15C PEAK		
Env. / Ins. :	23.2*C/52.5%	Engineer :	nier
Test Mode :	2.4G 11g 2437MHz TX		



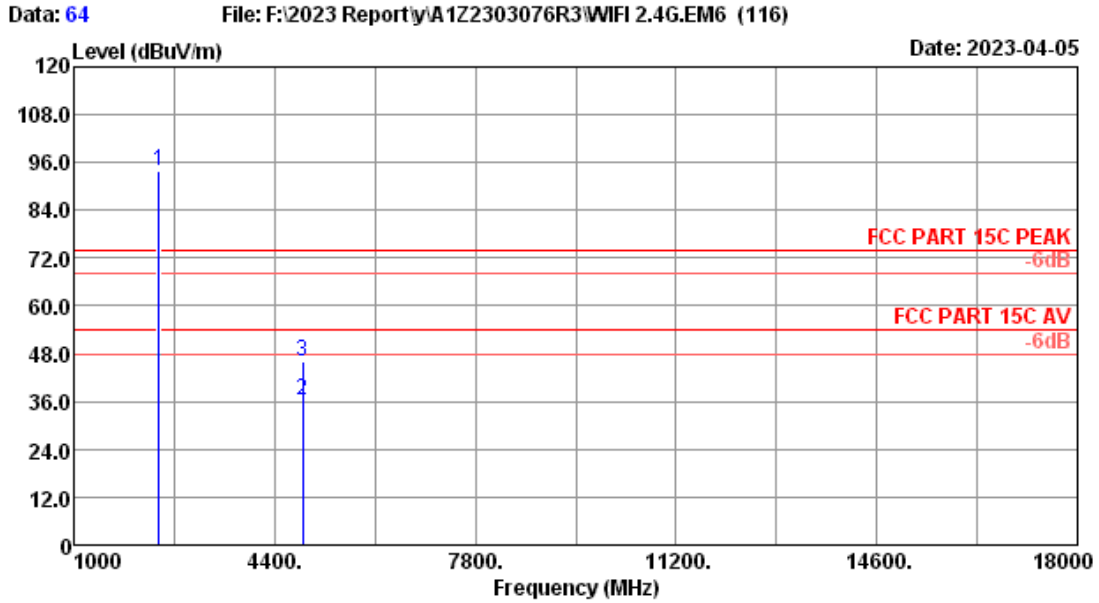
Site no. : 3m Chamber Data no. : 62
 Dis. / Ant. : 3m 2022 MCTD1209-3006 Ant. pol. : VERTICAL
 Limit : FCC PART 15C PEAK
 Env. / Ins. : 23.2*C/52.5% Engineer : nier
 Test Mode : 2.4G 11g 2437MHz TX

No.	Freq. (MHz)	Ant. Factor (dB/m)	Cable Loss (dB)	Reading (dBuV)	Amp factor (dB)	Emission Level (dBuV/m)	Limits (dBuV/m)	Margin (dB)	Remark
1	2437.00	27.80	2.32	101.07	34.36	96.83	-----	-----	Peak
2	4874.00	31.43	3.35	35.01	33.69	36.10	54.00	17.90	Average
3	4874.00	31.43	3.35	45.31	33.69	46.40	74.00	27.60	Peak

Remarks: 1. Emission Level= Antenna Factor + Cable Loss + Reading -Amp factor.
 2. The emission levels that are 20dB below the official limit are not reported.



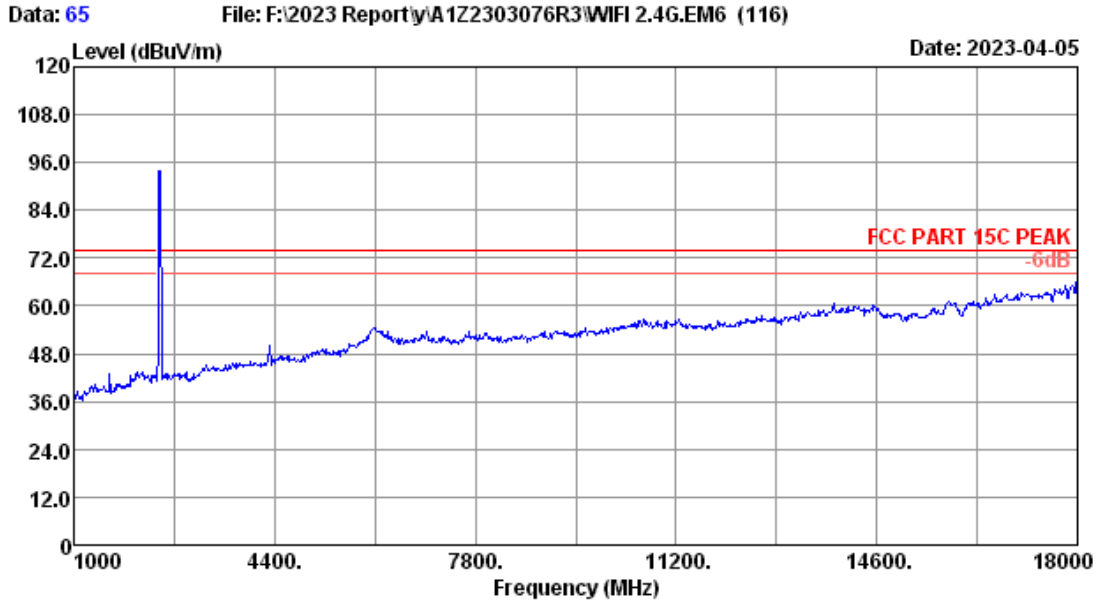
Site no.	: 3m Chamber	Data no.	: 63
Dis. / Ant.	: 3m 2022 MCTD1209-3006	Ant. pol.	: HORIZONTAL
Limit	: FCC PART 15C PEAK		
Env. / Ins.	: 23.2°C/52.5%	Engineer	: nier
Test Mode	: 2.4G 11g 2437MHz TX		



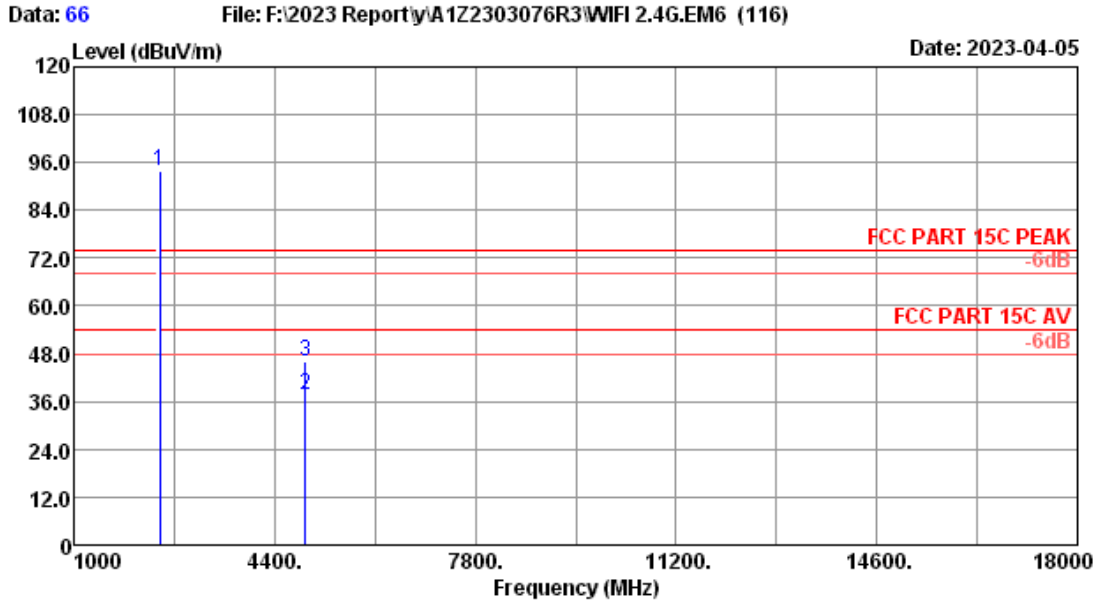
Site no. : 3m Chamber Data no. : 64
 Dis. / Ant. : 3m 2022 MCTD1209-3006 Ant. pol. : HORIZONTAL
 Limit : FCC PART 15C PEAK
 Env. / Ins. : 23.2°C/52.5% Engineer : nier
 Test Mode : 2.4G 11g 2437MHz TX

No.	Freq. (MHz)	Ant. Factor (dB/m)	Cable Loss (dB)	Reading (dBuV)	Amp factor (dB)	Emission Level (dBuV/m)	Limits (dBuV/m)	Margin (dB)	Remark
1	2437.00	27.80	2.32	98.18	34.36	93.94	-----	-----	Peak
2	4874.00	31.43	3.35	35.30	33.69	36.39	54.00	17.61	Average
3	4874.00	31.43	3.35	44.78	33.69	45.87	74.00	28.13	Peak

Remarks: 1. Emission Level= Antenna Factor + Cable Loss + Reading -Amp factor.
 2. The emission levels that are 20dB below the official limit are not reported.



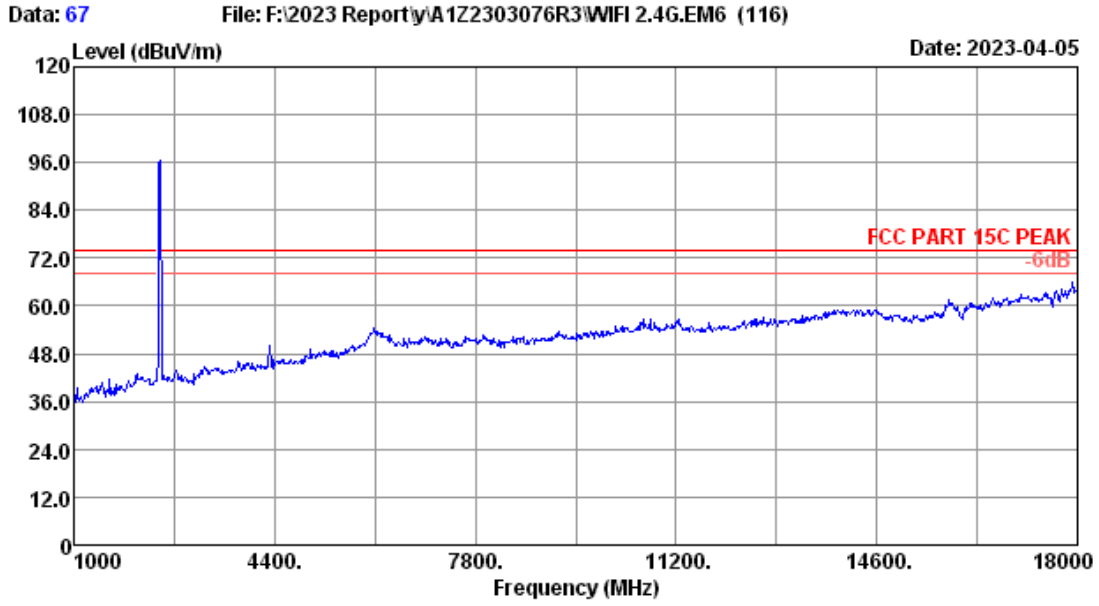
Site no.	: 3m Chamber	Data no.	: 65
Dis. / Ant.	: 3m 2022 MCTD1209-3006	Ant. pol.	: HORIZONTAL
Limit	: FCC PART 15C PEAK		
Env. / Ins.	: 23.2*C/52.5%	Engineer	: nier
Test Mode	: 2.4G 11g 2462MHz TX		



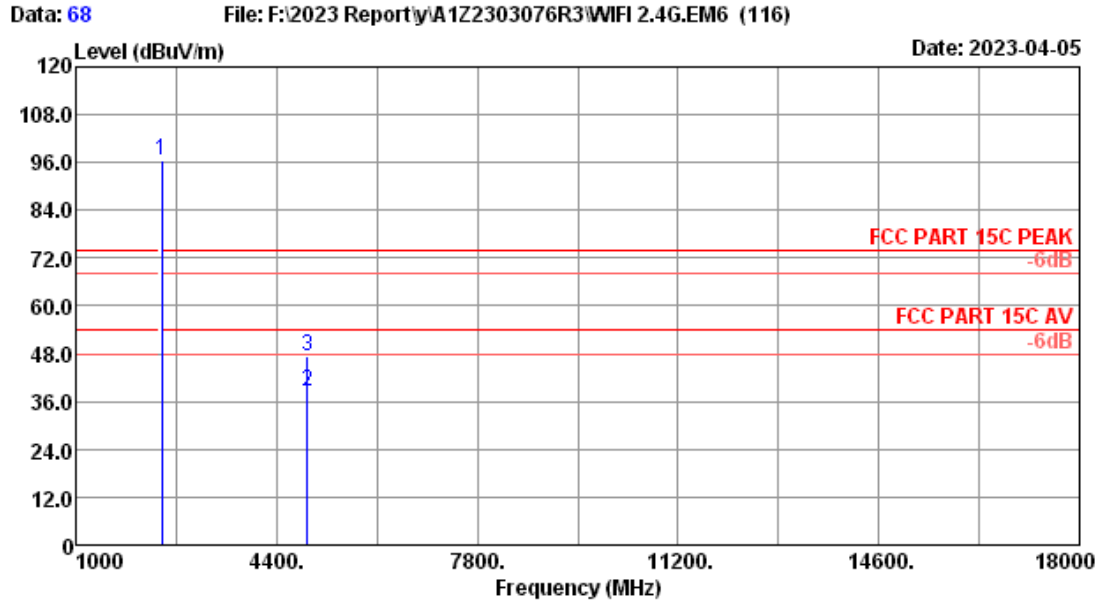
Site no. : 3m Chamber Data no. : 66
 Dis. / Ant. : 3m 2022 MCTD1209-3006 Ant. pol. : HORIZONTAL
 Limit : FCC PART 15C PEAK
 Env. / Ins. : 23.2*C/52.5% Engineer : nier
 Test Mode : 2.4G 11g 2462MHz TX

No.	Freq. (MHz)	Ant. Factor (dB/m)	Cable Loss (dB)	Reading (dBuV)	Amp factor (dB)	Emission Level (dBuV/m)	Limits (dBuV/m)	Margin (dB)	Remark
1	2462.00	27.80	2.33	98.27	34.35	94.05	-----	-----	Peak
2	4924.00	31.70	3.37	36.18	33.69	37.56	54.00	16.44	Average
3	4924.00	31.70	3.37	44.76	33.69	46.14	74.00	27.86	Peak

Remarks: 1. Emission Level= Antenna Factor + Cable Loss + Reading -Amp factor.
 2. The emission levels that are 20dB below the official limit are not reported.



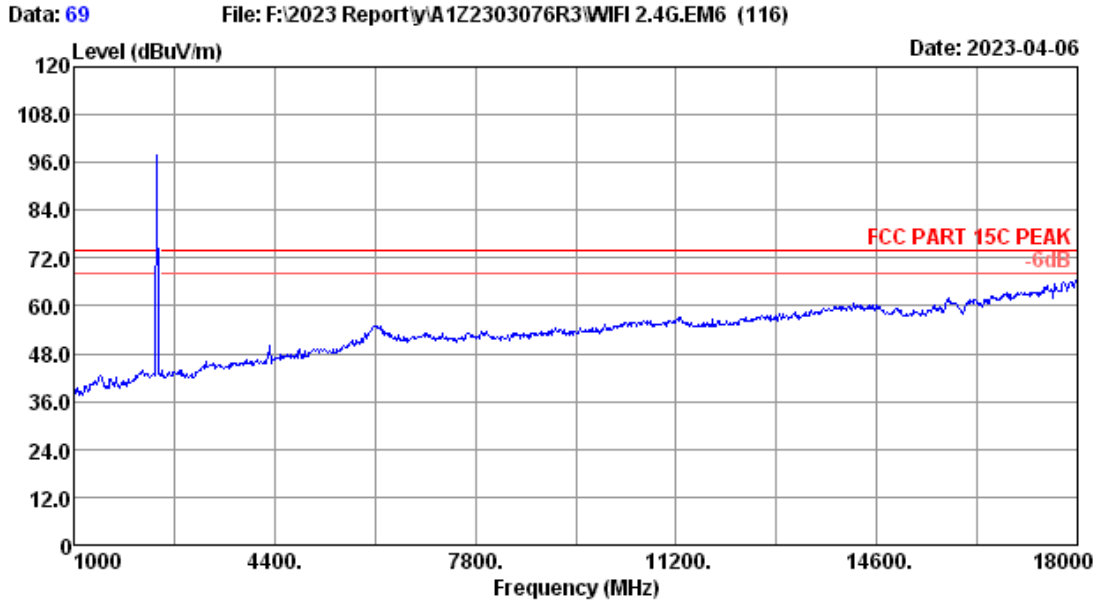
Site no.	: 3m Chamber	Data no.	: 67
Dis. / Ant.	: 3m 2022 MCTD1209-3006	Ant. pol.	: VERTICAL
Limit	: FCC PART 15C PEAK		
Env. / Ins.	: 23.2°C/52.5%	Engineer	: nier
Test Mode	: 2.4G 11g 2462MHz TX		



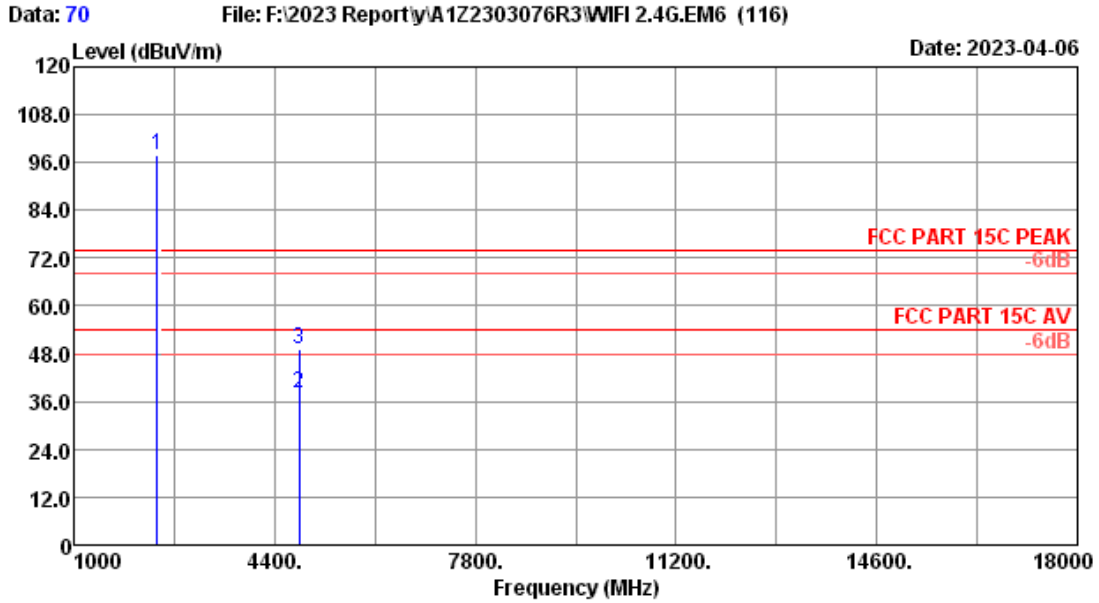
Site no. : 3m Chamber Data no. : 68
 Dis. / Ant. : 3m 2022 MCTD1209-3006 Ant. pol. : VERTICAL
 Limit : FCC PART 15C PEAK
 Env. / Ins. : 23.2*C/52.5% Engineer : nier
 Test Mode : 2.4G 11g 2462MHz TX

No.	Freq. (MHz)	Ant. Factor (dB/m)	Cable Loss (dB)	Reading (dBuV)	Amp factor (dB)	Emission Level (dBuV/m)	Limits (dBuV/m)	Margin (dB)	Remark
1	2462.00	27.80	2.33	100.89	34.35	96.67	-----	-----	Peak
2	4924.00	31.70	3.37	36.95	33.69	38.33	54.00	15.67	Average
3	4924.00	31.70	3.37	45.97	33.69	47.35	74.00	26.65	Peak

Remarks: 1. Emission Level= Antenna Factor + Cable Loss + Reading -Amp factor.
 2. The emission levels that are 20dB below the official limit are not reported.



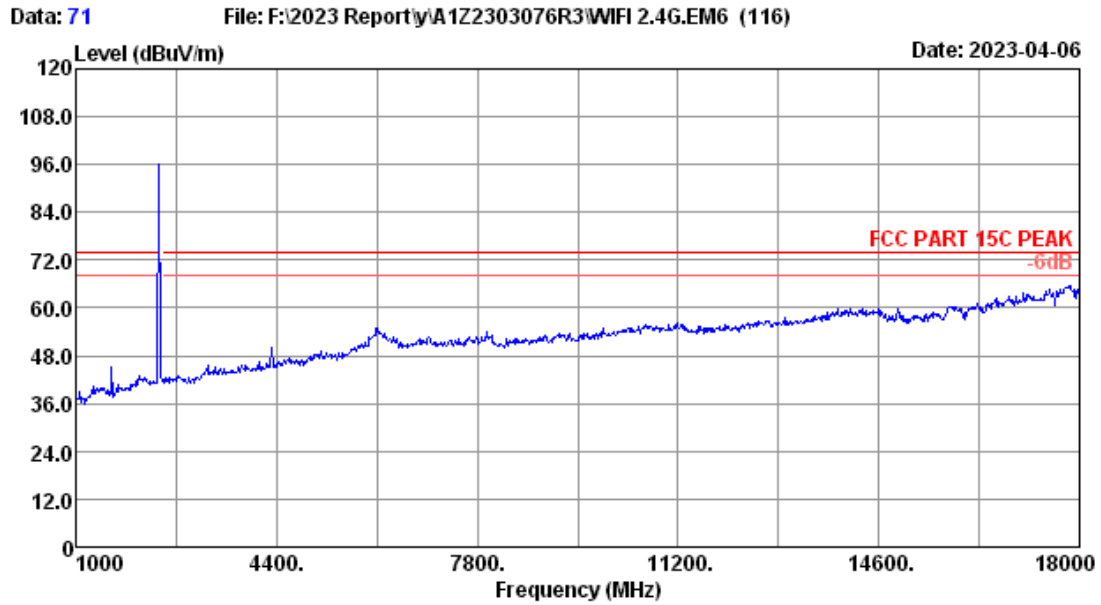
Site no. : 3m Chamber	Data no. : 69
Dis. / Ant. : 3m 2022 MCTD1209-3006	Ant. pol. : VERTICAL
Limit : FCC PART 15C PEAK	
Env. / Ins. : 23.2*C/52.5%	Engineer : nier
Test Mode : 2.4G 11n20 2412MHz TX	



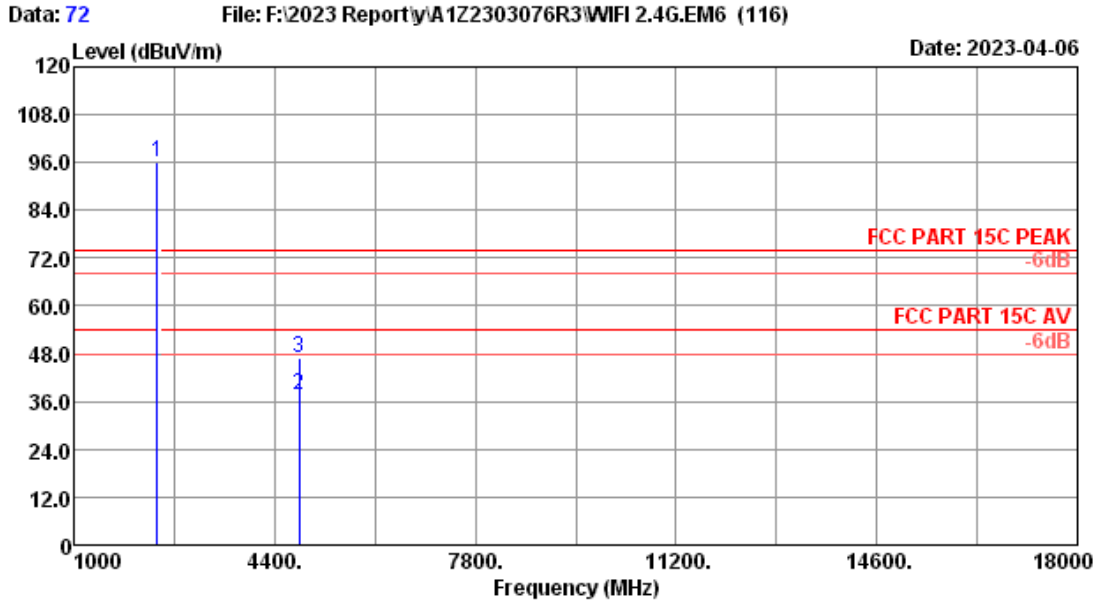
Site no. : 3m Chamber Data no. : 70
 Dis. / Ant. : 3m 2022 MCTD1209-3006 Ant. pol. : VERTICAL
 Limit : FCC PART 15C PEAK
 Env. / Ins. : 23.2°C/52.5% Engineer : nier
 Test Mode : 2.4G 11n20 2412MHz TX

No.	Freq. (MHz)	Ant. Factor (dB/m)	Cable Loss (dB)	Reading (dBuV)	Amp factor (dB)	Emission Level (dBuV/m)	Limits (dBuV/m)	Margin (dB)	Remark
1	2412.00	27.73	2.30	102.21	34.36	97.88	-----	-----	Peak
2	4824.00	31.25	3.33	36.97	33.68	37.87	54.00	16.13	Average
3	4824.00	31.25	3.33	48.26	33.68	49.16	74.00	24.84	Peak

Remarks: 1. Emission Level= Antenna Factor + Cable Loss + Reading -Amp factor.
 2. The emission levels that are 20dB below the official limit are not reported.



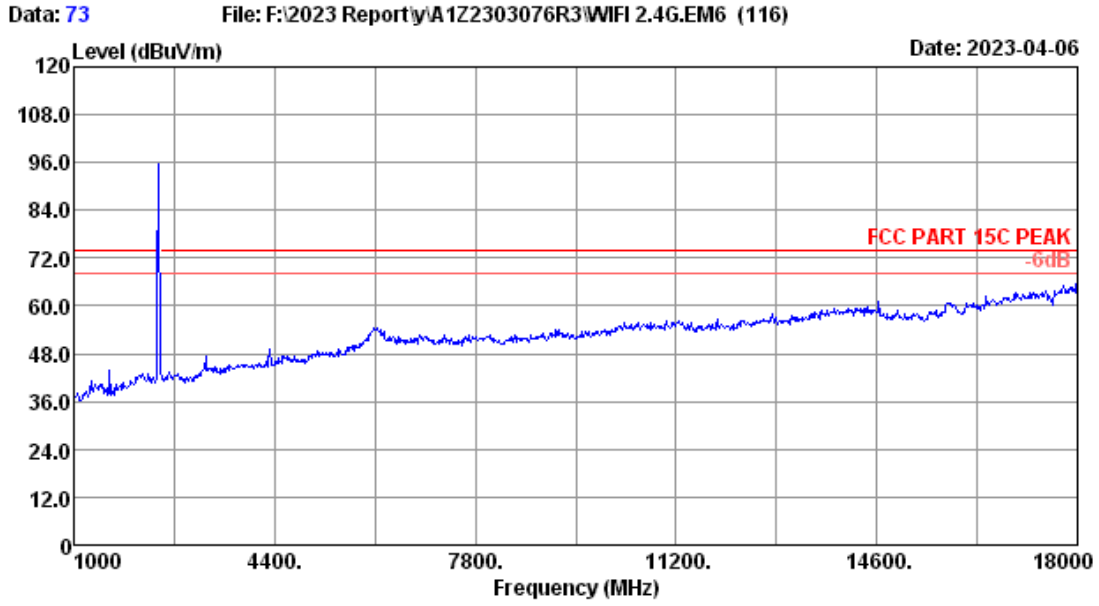
Site no.	: 3m Chamber	Data no.	: 71
Dis. / Ant.	: 3m 2022 MCTD1209-3006	Ant. pol.	: HORIZONTAL
Limit	: FCC PART 15C PEAK		
Env. / Ins.	: 23.2°C/52.5%	Engineer	: nier
Test Mode	: 2.4G 11n20 2412MHz TX		



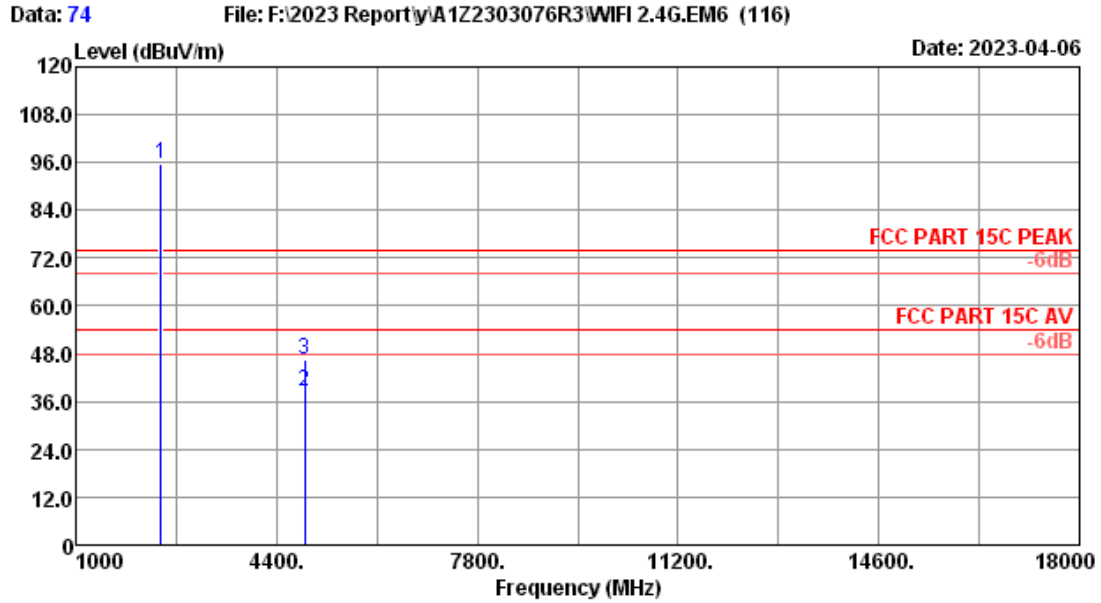
Site no. : 3m Chamber Data no. : 72
 Dis. / Ant. : 3m 2022 MCTD1209-3006 Ant. pol. : HORIZONTAL
 Limit : FCC PART 15C PEAK
 Env. / Ins. : 23.2°C/52.5% Engineer : nier
 Test Mode : 2.4G 11n20 2412MHz TX

No.	Freq. (MHz)	Ant. Factor (dB/m)	Cable Loss (dB)	Reading (dBuV)	Amp factor (dB)	Emission Level (dBuV/m)	Limits (dBuV/m)	Margin (dB)	Remark
1	2412.00	27.73	2.30	100.53	34.36	96.20	-----	-----	Peak
2	4824.00	31.25	3.33	36.95	33.68	37.85	54.00	16.15	Average
3	4824.00	31.25	3.33	45.87	33.68	46.77	74.00	27.23	Peak

Remarks: 1. Emission Level= Antenna Factor + Cable Loss + Reading -Amp factor.
 2. The emission levels that are 20dB below the official limit are not reported.



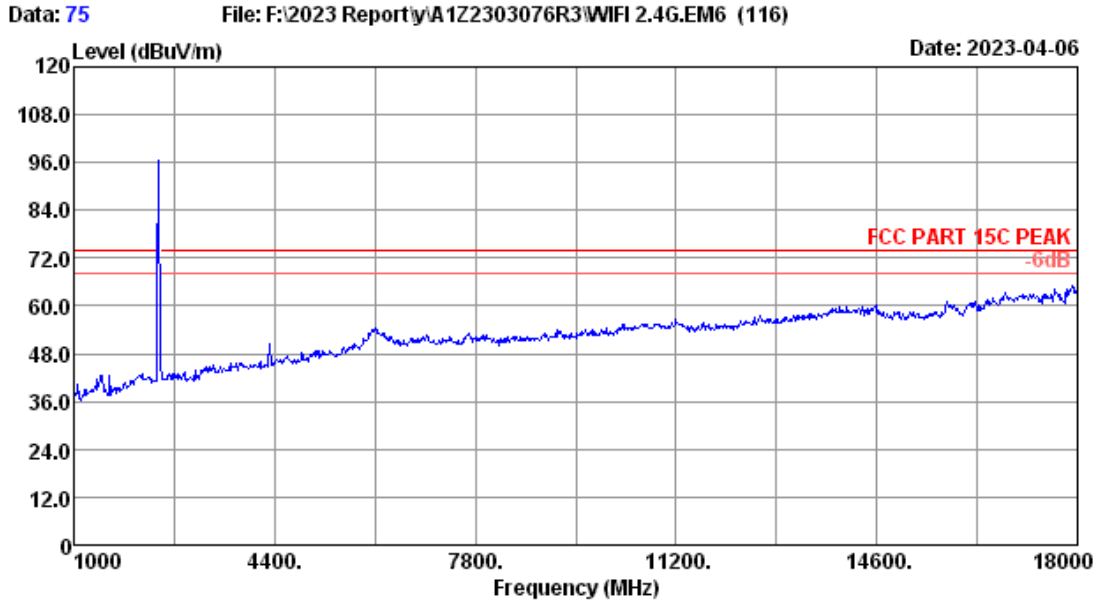
Site no.	: 3m Chamber	Data no.	: 73
Dis. / Ant.	: 3m 2022 MCTD1209-3006	Ant. pol.	: HORIZONTAL
Limit	: FCC PART 15C PEAK		
Env. / Ins.	: 23.2°C/52.5%	Engineer	: nier
Test Mode	: 2.4G 11n20 2437MHz TX		



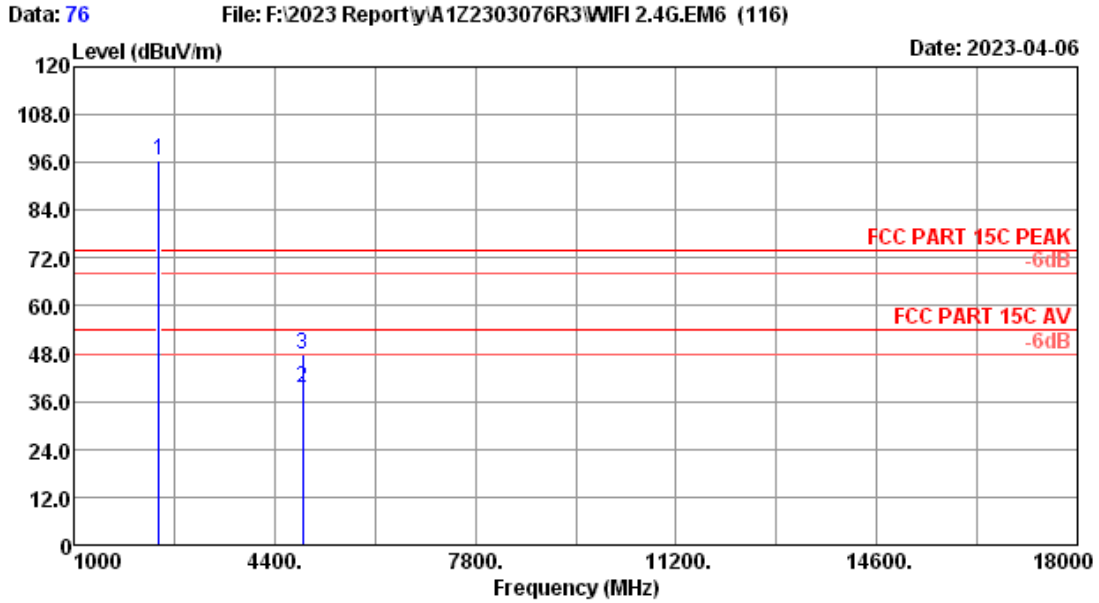
Site no. : 3m Chamber Data no. : 74
 Dis. / Ant. : 3m 2022 MCTD1209-3006 Ant. pol. : HORIZONTAL
 Limit : FCC PART 15C PEAK
 Env. / Ins. : 23.2°C/52.5% Engineer : nier
 Test Mode : 2.4G 11n20 2437MHz TX

No.	Freq. (MHz)	Ant. Factor (dB/m)	Cable Loss (dB)	Reading (dBuV)	Amp factor (dB)	Emission Level (dBuV/m)	Limits (dBuV/m)	Margin (dB)	Remark
1	2437.00	27.80	2.32	99.91	34.36	95.67	-----	-----	Peak
2	4874.00	31.43	3.35	37.30	33.69	38.39	54.00	15.61	Average
3	4874.00	31.43	3.35	45.23	33.69	46.32	74.00	27.68	Peak

Remarks: 1. Emission Level= Antenna Factor + Cable Loss + Reading -Amp factor.
 2. The emission levels that are 20dB below the official limit are not reported.



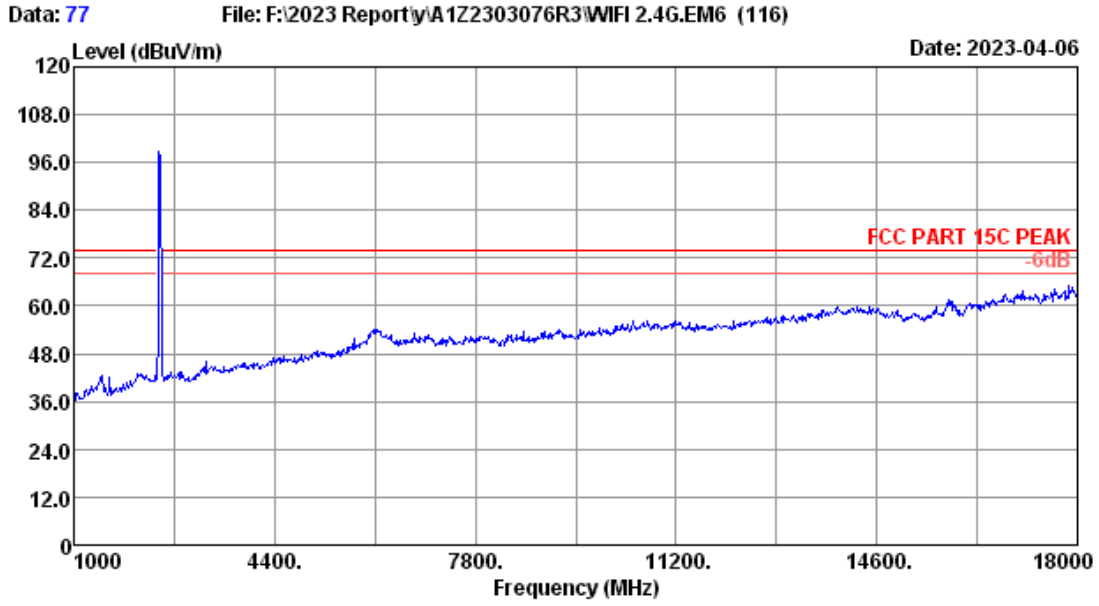
Site no.	: 3m Chamber	Data no.	: 75
Dis. / Ant.	: 3m 2022 MCTD1209-3006	Ant. pol.	: VERTICAL
Limit	: FCC PART 15C PEAK		
Env. / Ins.	: 23.2*C/52.5%	Engineer	: nier
Test Mode	: 2.4G 11n20 2437MHz TX		



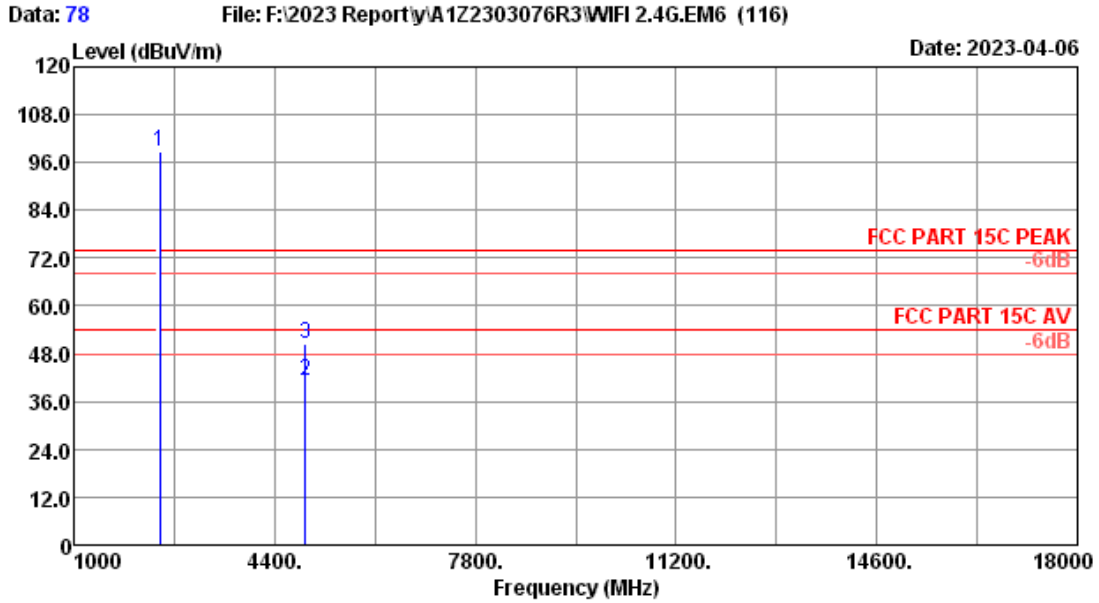
Site no. : 3m Chamber Data no. : 76
 Dis. / Ant. : 3m 2022 MCTD1209-3006 Ant. pol. : VERTICAL
 Limit : FCC PART 15C PEAK
 Env. / Ins. : 23.2°C/52.5% Engineer : nier
 Test Mode : 2.4G 11n20 2437MHz TX

No.	Freq. (MHz)	Ant. Factor (dB/m)	Cable Loss (dB)	Reading (dBuV)	Amp factor (dB)	Emission Level (dBuV/m)	Limits (dBuV/m)	Margin (dB)	Remark
1	2437.00	27.80	2.32	100.96	34.36	96.72	-----	-----	Peak
2	4874.00	31.43	3.35	38.20	33.69	39.29	54.00	14.71	Average
3	4874.00	31.43	3.35	46.59	33.69	47.68	74.00	26.32	Peak

Remarks: 1. Emission Level= Antenna Factor + Cable Loss + Reading -Amp factor.
 2. The emission levels that are 20dB below the official limit are not reported.



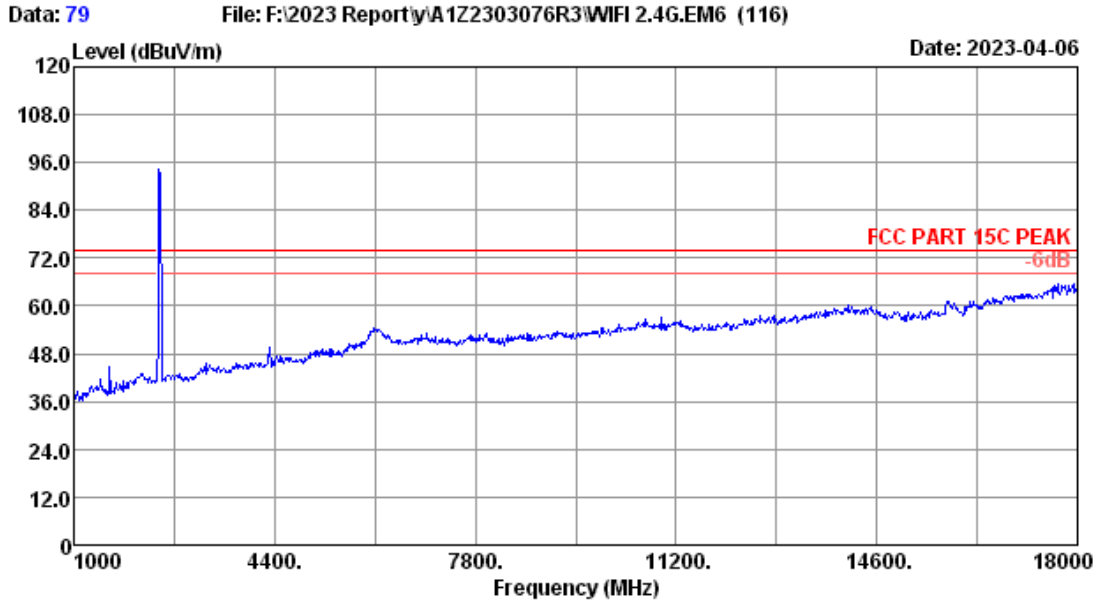
Site no.	: 3m Chamber	Data no.	: 77
Dis. / Ant.	: 3m 2022 MCTD1209-3006	Ant. pol.	: VERTICAL
Limit	: FCC PART 15C PEAK		
Env. / Ins.	: 23.2°C/52.5%	Engineer	: nier
Test Mode	: 2.4G 11n20 2462MHz TX		



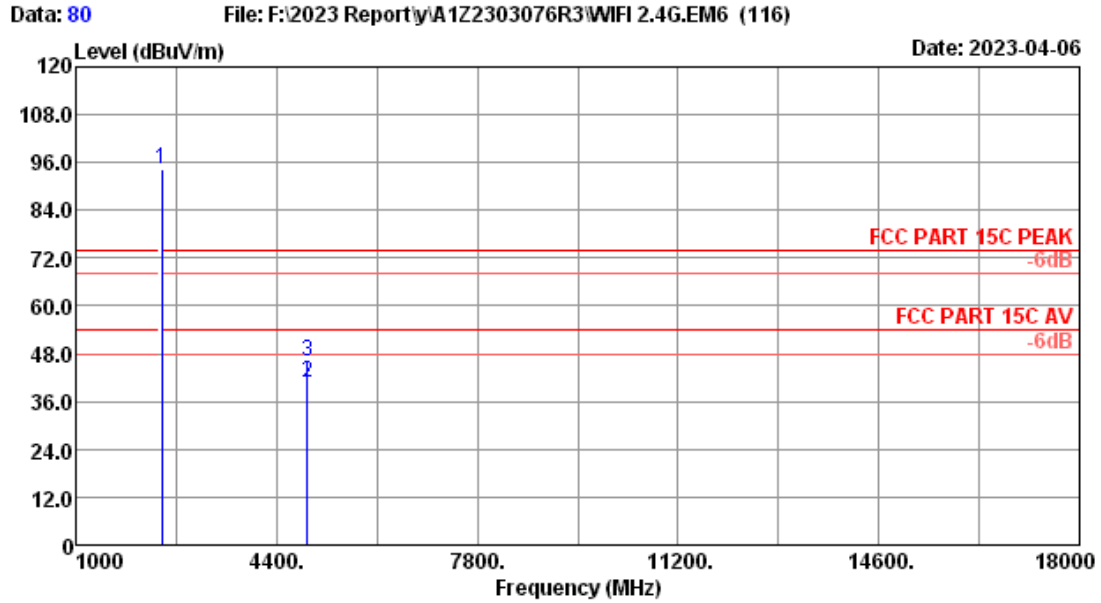
Site no. : 3m Chamber Data no. : 78
 Dis. / Ant. : 3m 2022 MCTD1209-3006 Ant. pol. : VERTICAL
 Limit : FCC PART 15C PEAK
 Env. / Ins. : 23.2°C/52.5% Engineer : nier
 Test Mode : 2.4G 11n20 2462MHz TX

No.	Freq. (MHz)	Ant. Factor (dB/m)	Cable Loss (dB)	Reading (dBuV)	Amp factor (dB)	Emission Level (dBuV/m)	Limits (dBuV/m)	Margin (dB)	Remark
1	2462.00	27.80	2.33	102.79	34.35	98.57	-----	-----	Peak
2	4924.00	31.70	3.37	39.67	33.69	41.05	54.00	12.95	Average
3	4924.00	31.70	3.37	49.18	33.69	50.56	74.00	23.44	Peak

Remarks: 1. Emission Level= Antenna Factor + Cable Loss + Reading -Amp factor.
 2. The emission levels that are 20dB below the official limit are not reported.



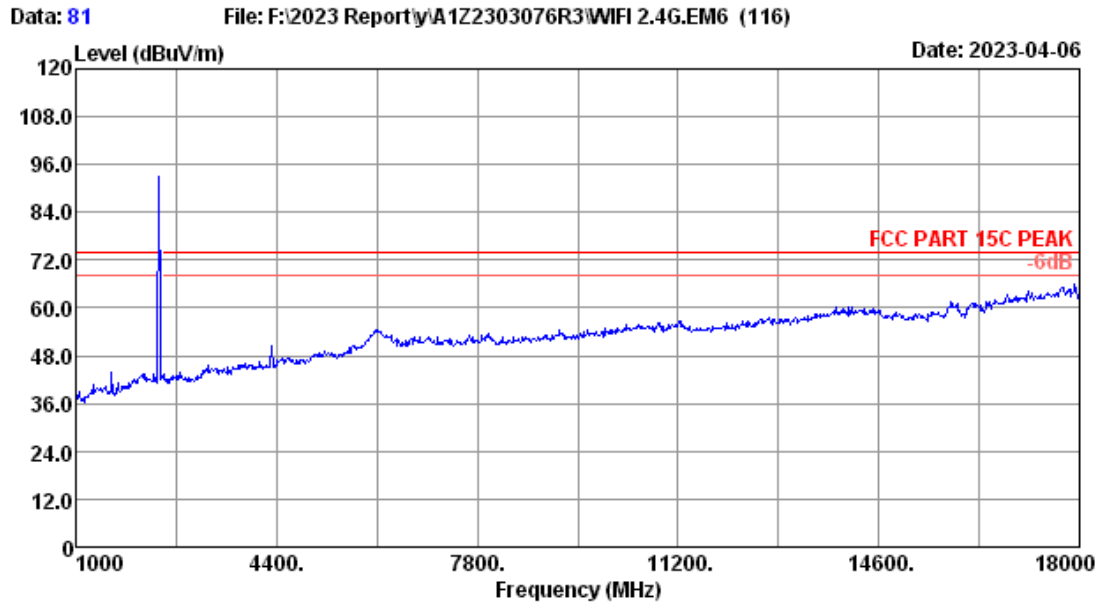
Site no.	: 3m Chamber	Data no.	: 79
Dis. / Ant.	: 3m 2022 MCTD1209-3006	Ant. pol.	: HORIZONTAL
Limit	: FCC PART 15C PEAK		
Env. / Ins.	: 23.2*C/52.5%	Engineer	: nier
Test Mode	: 2.4G 11n20 2462MHz TX		



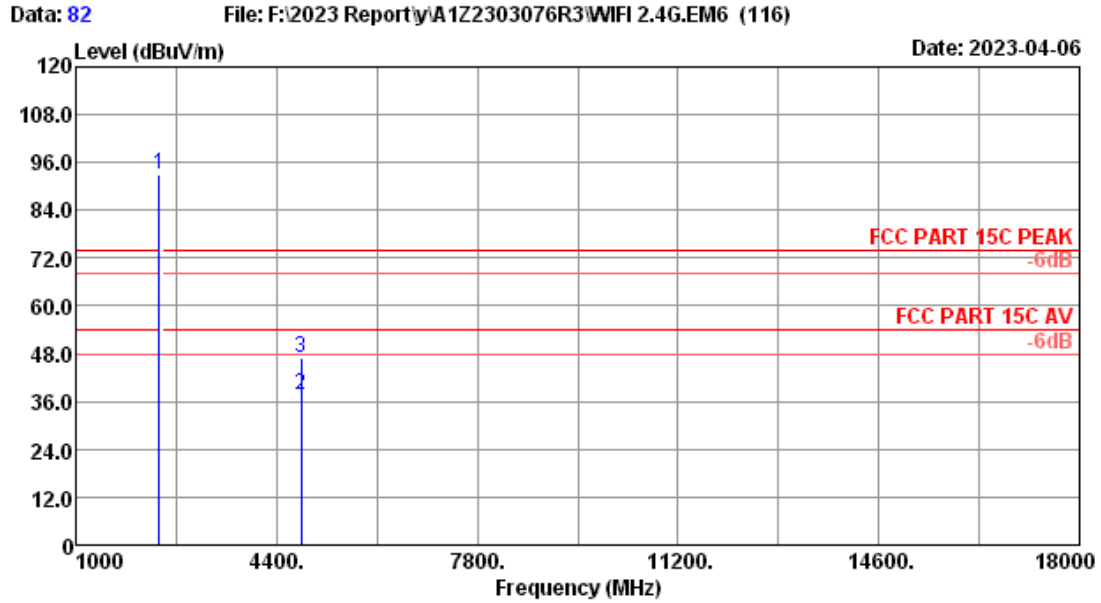
Site no. : 3m Chamber Data no. : 80
 Dis. / Ant. : 3m 2022 MCTD1209-3006 Ant. pol. : HORIZONTAL
 Limit : FCC PART 15C PEAK
 Env. / Ins. : 23.2°C/52.5% Engineer : nier
 Test Mode : 2.4G 11n20 2462MHz TX

No.	Freq. (MHz)	Ant. Factor (dB/m)	Cable Loss (dB)	Reading (dBuV)	Amp factor (dB)	Emission Level (dBuV/m)	Limits (dBuV/m)	Margin (dB)	Remark
1	2462.00	27.80	2.33	98.61	34.35	94.39	-----	-----	Peak
2	4924.00	31.70	3.37	39.19	33.69	40.57	54.00	13.43	Average
3	4924.00	31.70	3.37	44.79	33.69	46.17	74.00	27.83	Peak

Remarks: 1. Emission Level= Antenna Factor + Cable Loss + Reading -Amp factor.
 2. The emission levels that are 20dB below the official limit are not reported.



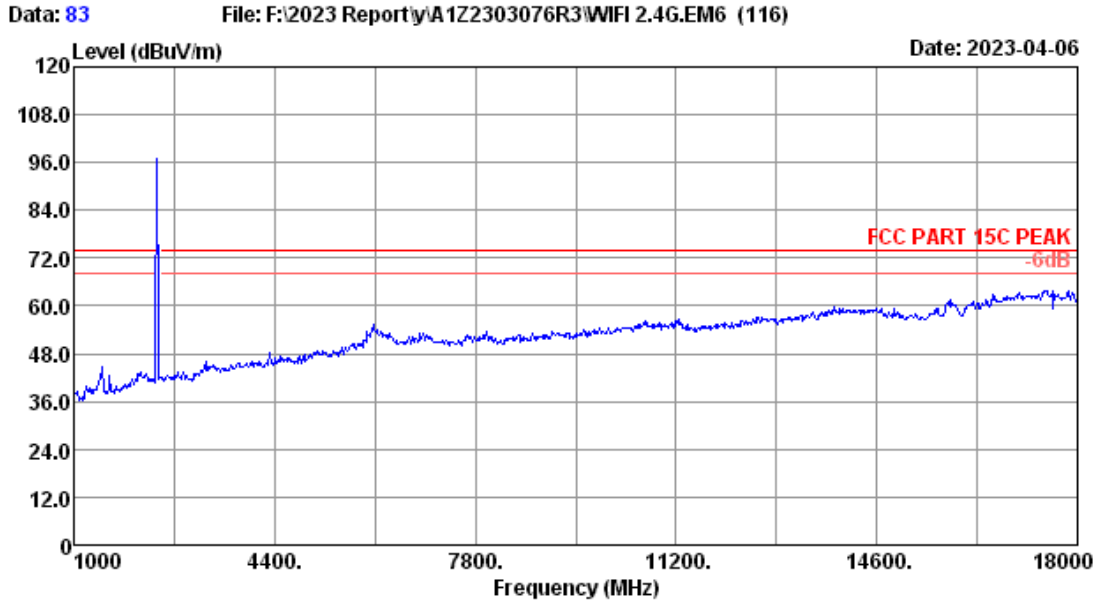
Site no.	: 3m Chamber	Data no.	: 81
Dis. / Ant.	: 3m 2022 MCTD1209-3006	Ant. pol.	: HORIZONTAL
Limit	: FCC PART 15C PEAK		
Env. / Ins.	: 23.2°C/52.5%	Engineer	: nier
Test Mode	: 2.4G 11ax20 2412MHz TX		



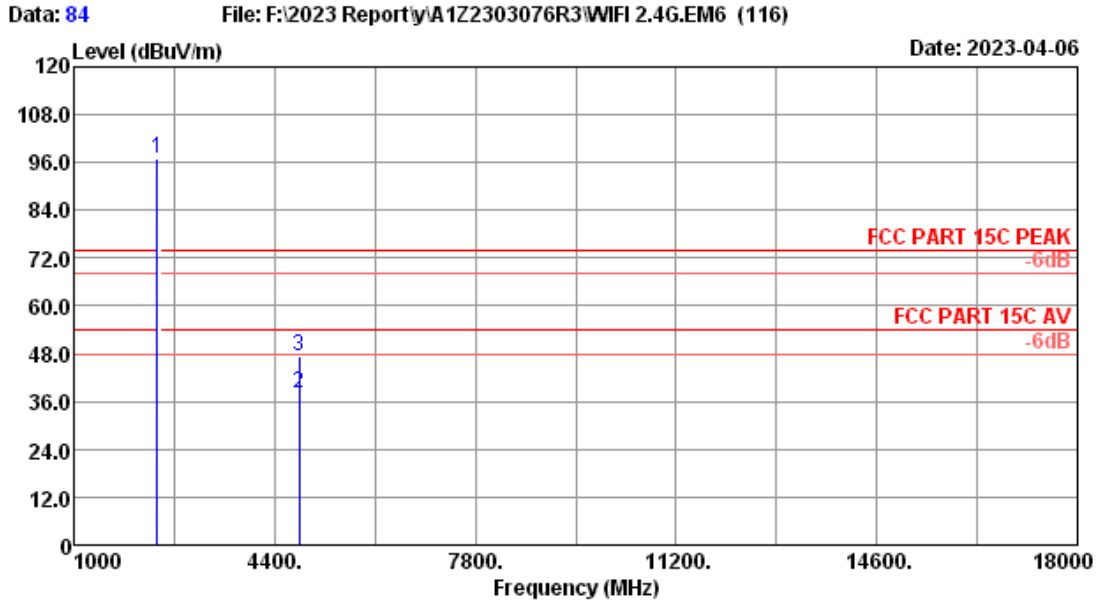
Site no. : 3m Chamber Data no. : 82
 Dis. / Ant. : 3m 2022 MCTD1209-3006 Ant. pol. : HORIZONTAL
 Limit : FCC PART 15C PEAK
 Env. / Ins. : 23.2°C/52.5% Engineer : nier
 Test Mode : 2.4G 11ax20 2412MHz TX

No.	Freq. (MHz)	Ant. Factor (dB/m)	Cable Loss (dB)	Reading (dBuV)	Amp factor (dB)	Emission Level (dBuV/m)	Limits (dBuV/m)	Margin (dB)	Remark
1	2412.00	27.73	2.30	97.46	34.36	93.13	-----	-----	Peak
2	4824.00	31.25	3.33	36.59	33.68	37.49	54.00	16.51	Average
3	4824.00	31.25	3.33	46.11	33.68	47.01	74.00	26.99	Peak

Remarks: 1. Emission Level= Antenna Factor + Cable Loss + Reading -Amp factor.
 2. The emission levels that are 20dB below the official limit are not reported.



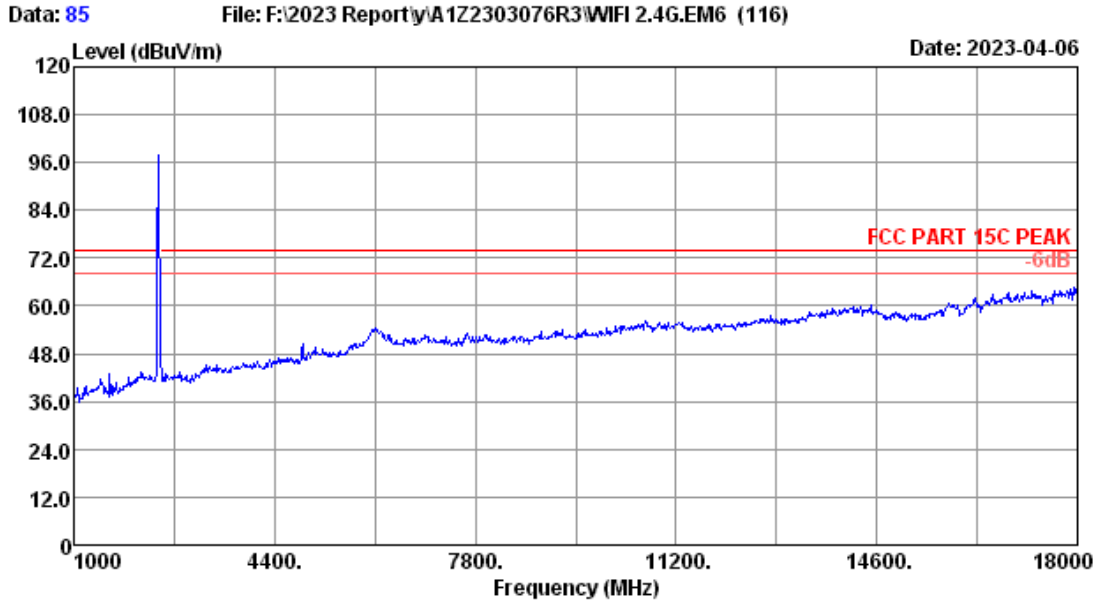
Site no.	: 3m Chamber	Data no.	: 83
Dis. / Ant.	: 3m 2022 MCTD1209-3006	Ant. pol.	: VERTICAL
Limit	: FCC PART 15C PEAK		
Env. / Ins.	: 23.2°C/52.5%	Engineer	: nier
Test Mode	: 2.4G 11ax20 2412MHz TX		



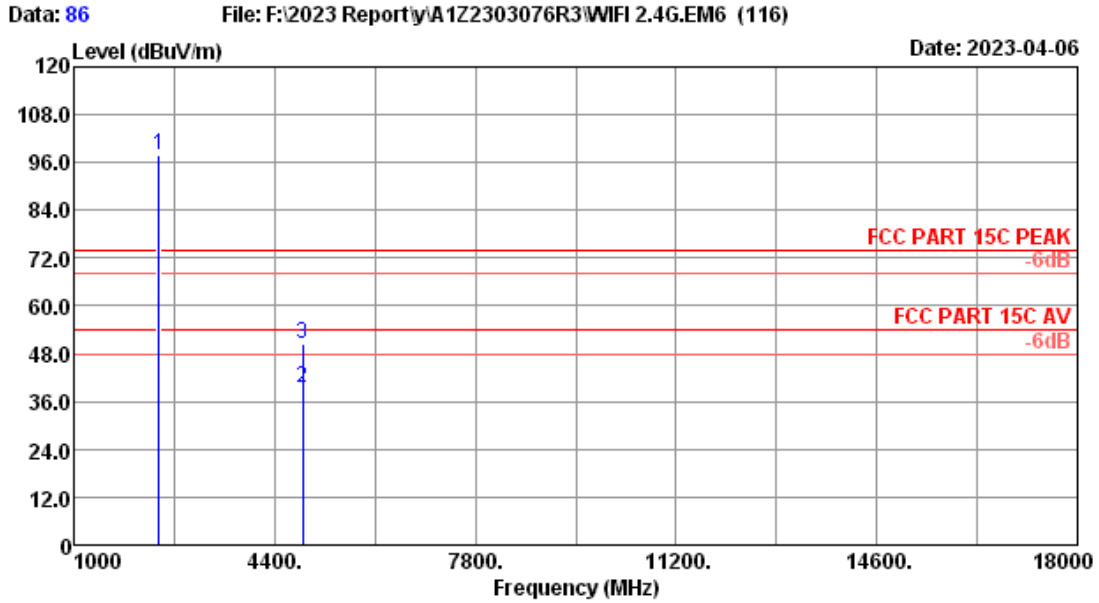
Site no. : 3m Chamber Data no. : 84
 Dis. / Ant. : 3m 2022 MCTD1209-3006 Ant. pol. : VERTICAL
 Limit : FCC PART 15C PEAK
 Env. / Ins. : 23.2*C/52.5% Engineer : nier
 Test Mode : 2.4G 11ax20 2412MHz TX

No.	Freq. (MHz)	Ant. Factor (dB/m)	Cable Loss (dB)	Reading (dBuV)	Amp factor (dB)	Emission Level (dBuV/m)	Limits (dBuV/m)	Margin (dB)	Remark
1	2412.00	27.73	2.30	101.11	34.36	96.78	-----	-----	Peak
2	4824.00	31.25	3.33	37.19	33.68	38.09	54.00	15.91	Average
3	4824.00	31.25	3.33	46.34	33.68	47.24	74.00	26.76	Peak

Remarks: 1. Emission Level= Antenna Factor + Cable Loss + Reading -Amp factor.
 2. The emission levels that are 20dB below the official limit are not reported.



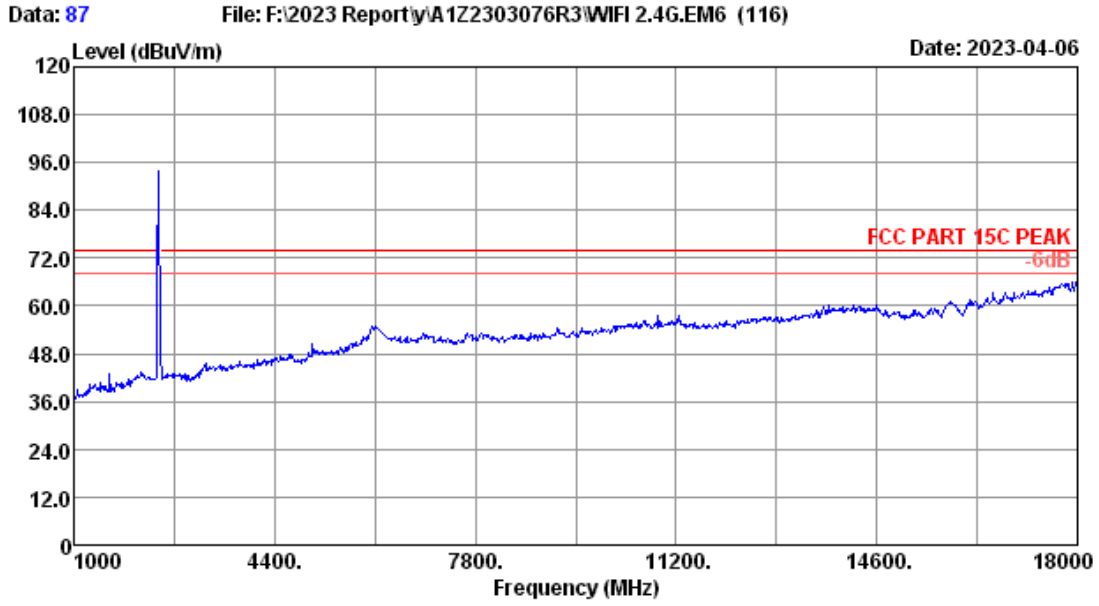
Site no. : 3m Chamber	Data no. : 85
Dis. / Ant. : 3m 2022 MCTD1209-3006	Ant. pol. : VERTICAL
Limit : FCC PART 15C PEAK	
Env. / Ins. : 23.2*C/52.5%	Engineer : nier
Test Mode : 2.4G 11ax20 2437MHz TX	



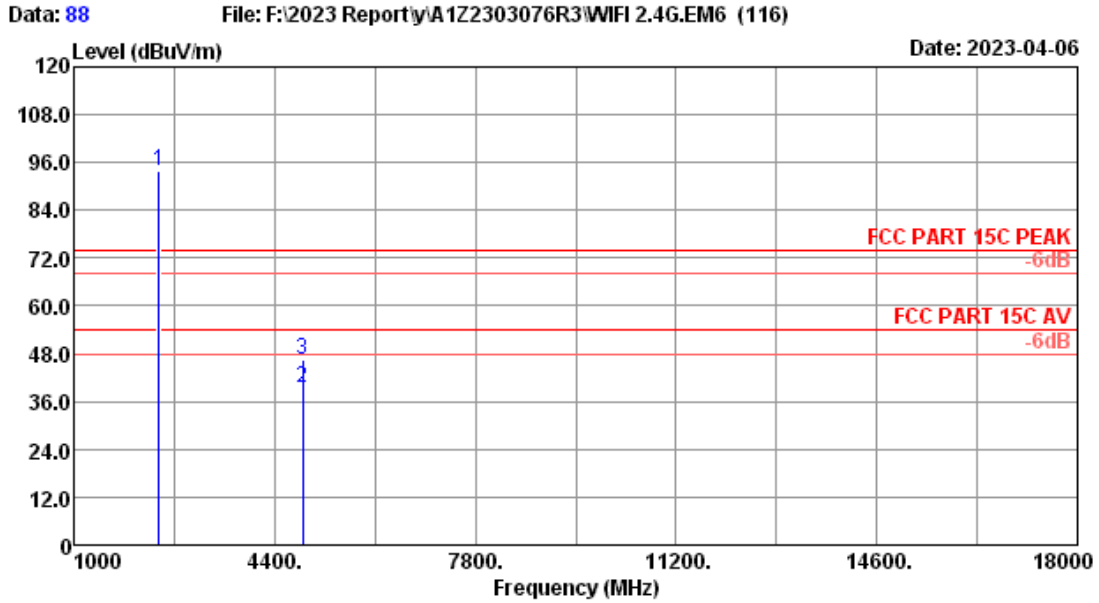
Site no. : 3m Chamber Data no. : 86
 Dis. / Ant. : 3m 2022 MCTD1209-3006 Ant. pol. : VERTICAL
 Limit : FCC PART 15C PEAK
 Env. / Ins. : 23.2°C/52.5% Engineer : nier
 Test Mode : 2.4G 11ax20 2437MHz TX

No.	Freq. (MHz)	Ant. Factor (dB/m)	Cable Loss (dB)	Reading (dBuV)	Amp factor (dB)	Emission Level (dBuV/m)	Limits (dBuV/m)	Margin (dB)	Remark
1	2437.00	27.80	2.32	102.15	34.36	97.91	-----	-----	Peak
2	4874.00	31.43	3.35	38.43	33.69	39.52	54.00	14.48	Average
3	4874.00	31.43	3.35	49.47	33.69	50.56	74.00	23.44	Peak

Remarks: 1. Emission Level= Antenna Factor + Cable Loss + Reading -Amp factor.
 2. The emission levels that are 20dB below the official limit are not reported.



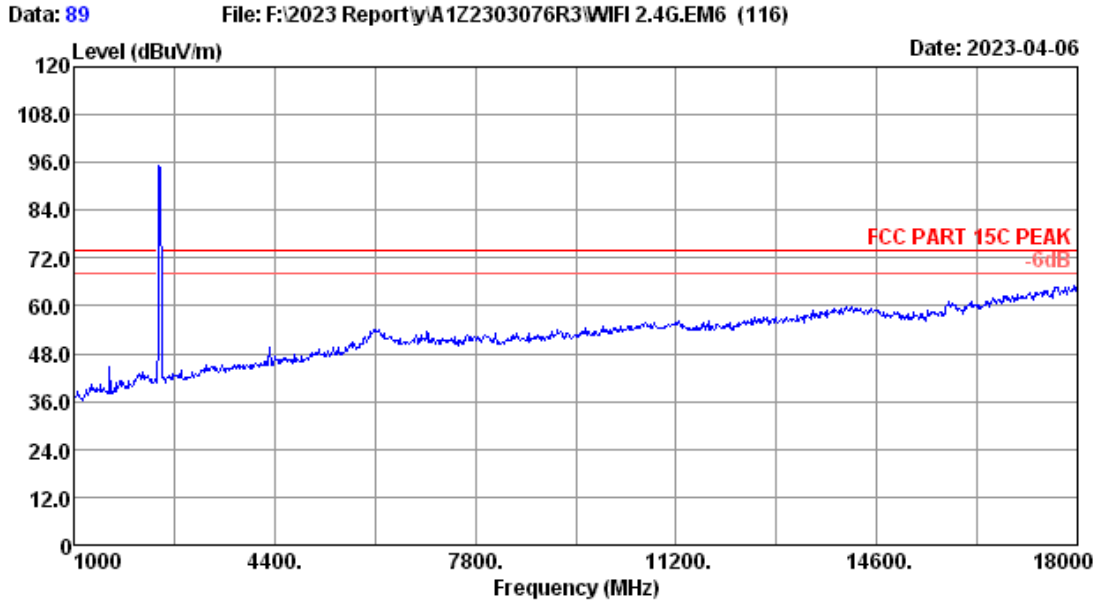
Site no.	: 3m Chamber	Data no.	: 87
Dis. / Ant.	: 3m 2022 MCTD1209-3006	Ant. pol.	: HORIZONTAL
Limit	: FCC PART 15C PEAK		
Env. / Ins.	: 23.2°C/52.5%	Engineer	: nier
Test Mode	: 2.4G 11ax20 2437MHz TX		



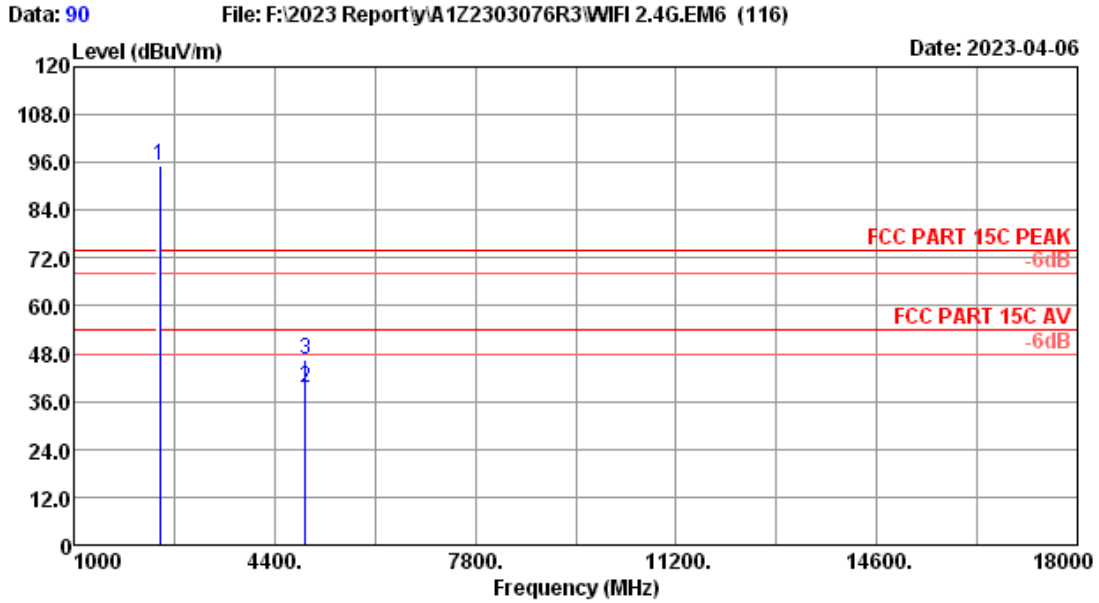
Site no. : 3m Chamber Data no. : 88
 Dis. / Ant. : 3m 2022 MCTD1209-3006 Ant. pol. : HORIZONTAL
 Limit : FCC PART 15C PEAK
 Env. / Ins. : 23.2°C/52.5% Engineer : nier
 Test Mode : 2.4G 11ax20 2437MHz TX

No.	Freq. (MHz)	Ant. Factor (dB/m)	Cable Loss (dB)	Reading (dBuV)	Amp factor (dB)	Emission Level (dBuV/m)	Limits (dBuV/m)	Margin (dB)	Remark
1	2437.00	27.80	2.32	98.30	34.36	94.06	-----	-----	Peak
2	4874.00	31.43	3.35	38.36	33.69	39.45	54.00	14.55	Average
3	4874.00	31.43	3.35	45.35	33.69	46.44	74.00	27.56	Peak

Remarks: 1. Emission Level= Antenna Factor + Cable Loss + Reading -Amp factor.
 2. The emission levels that are 20dB below the official limit are not reported.



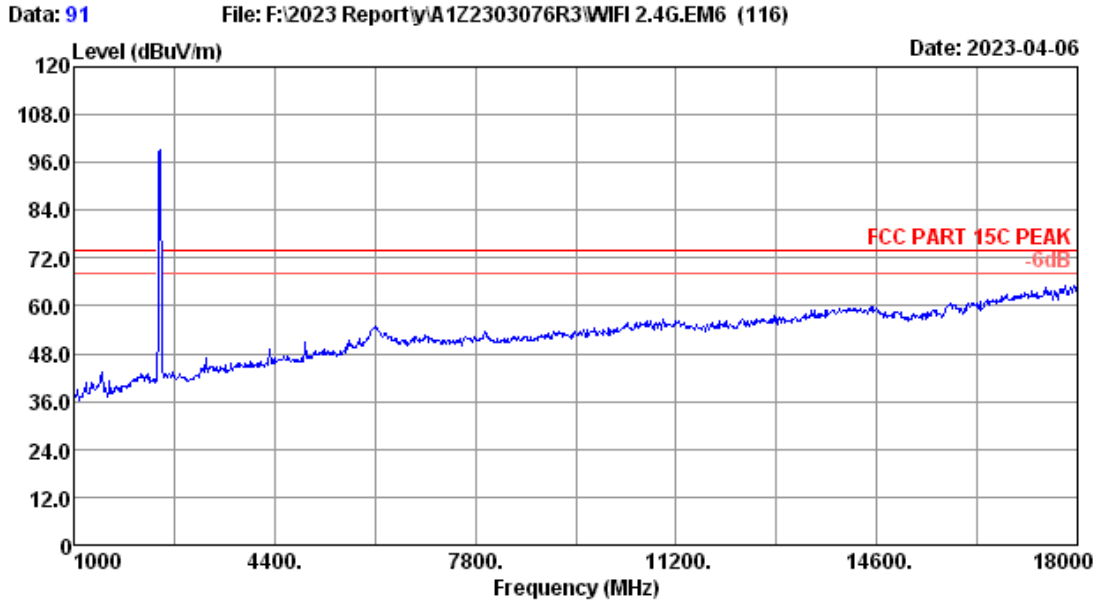
Site no.	: 3m Chamber	Data no.	: 89
Dis. / Ant.	: 3m 2022 MCTD1209-3006	Ant. pol.	: HORIZONTAL
Limit	: FCC PART 15C PEAK		
Env. / Ins.	: 23.2°C/52.5%	Engineer	: nier
Test Mode	: 2.4G 11ax20 2462MHz TX		



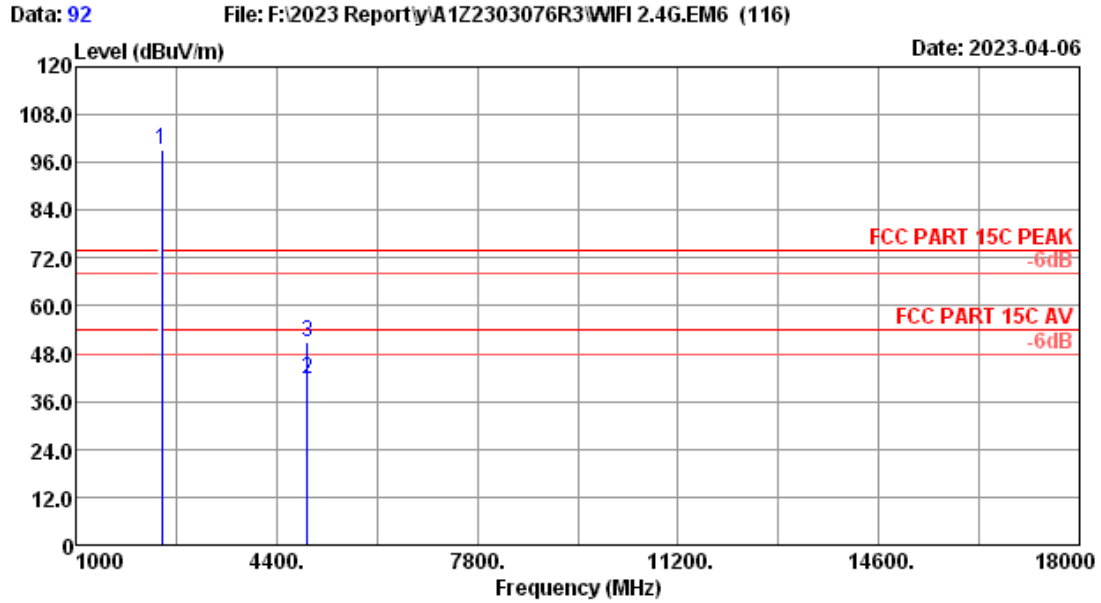
Site no. : 3m Chamber Data no. : 90
 Dis. / Ant. : 3m 2022 MCTD1209-3006 Ant. pol. : HORIZONTAL
 Limit : FCC PART 15C PEAK
 Env. / Ins. : 23.2°C/52.5% Engineer : nier
 Test Mode : 2.4G 11ax20 2462MHz TX

No.	Freq. (MHz)	Ant. Factor (dB/m)	Cable Loss (dB)	Reading (dBuV)	Amp factor (dB)	Emission Level (dBuV/m)	Limits (dBuV/m)	Margin (dB)	Remark
1	2462.00	27.80	2.33	99.33	34.35	95.11	-----	-----	Peak
2	4924.00	31.70	3.37	37.96	33.69	39.34	54.00	14.66	Average
3	4924.00	31.70	3.37	44.99	33.69	46.37	74.00	27.63	Peak

Remarks: 1. Emission Level= Antenna Factor + Cable Loss + Reading -Amp factor.
 2. The emission levels that are 20dB below the official limit are not reported.



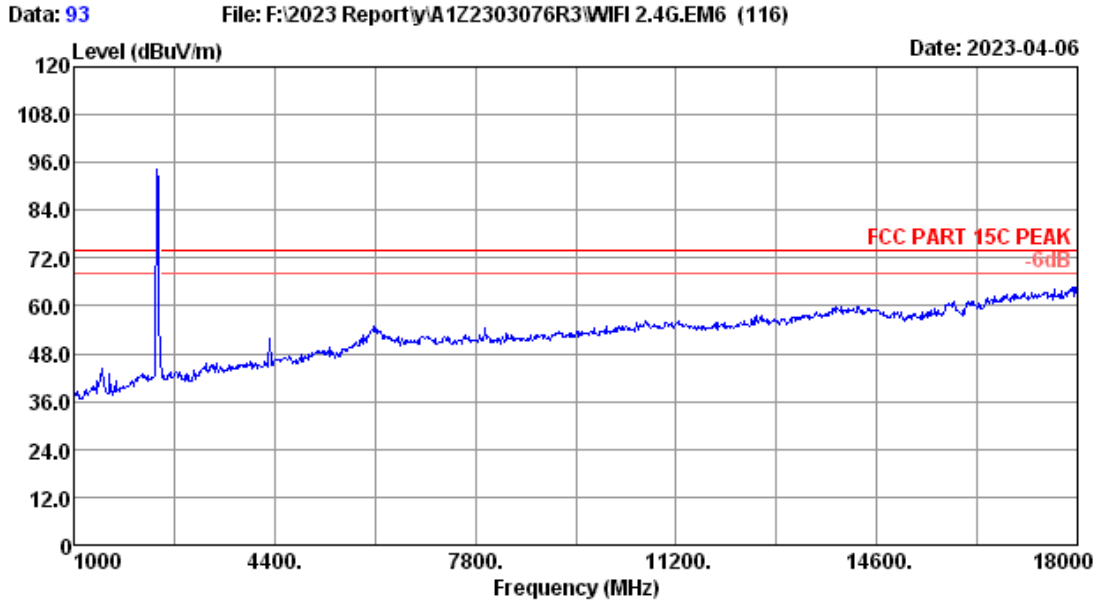
Site no.	: 3m Chamber	Data no.	: 91
Dis. / Ant.	: 3m 2022 MCTD1209-3006	Ant. pol.	: VERTICAL
Limit	: FCC PART 15C PEAK		
Env. / Ins.	: 23.2°C/52.5%	Engineer	: nier
Test Mode	: 2.4G 11ax20 2462MHz TX		



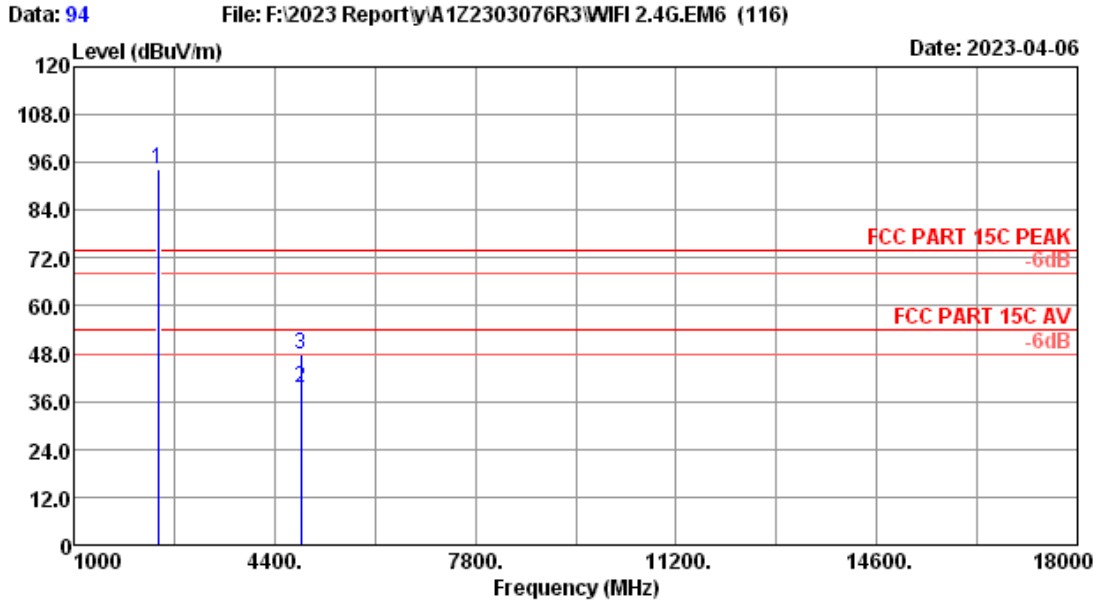
Site no. : 3m Chamber Data no. : 92
 Dis. / Ant. : 3m 2022 MCTD1209-3006 Ant. pol. : VERTICAL
 Limit : FCC PART 15C PEAK
 Env. / Ins. : 23.2°C/52.5% Engineer : nier
 Test Mode : 2.4G 11ax20 2462MHz TX

No.	Freq. (MHz)	Ant. Factor (dB/m)	Cable Loss (dB)	Reading (dBuV)	Amp factor (dB)	Emission Level (dBuV/m)	Limits (dBuV/m)	Margin (dB)	Remark
1	2462.00	27.80	2.33	103.20	34.35	98.98	-----	-----	Peak
2	4924.00	31.70	3.37	40.35	33.69	41.73	54.00	12.27	Average
3	4924.00	31.70	3.37	49.53	33.69	50.91	74.00	23.09	Peak

Remarks: 1. Emission Level= Antenna Factor + Cable Loss + Reading -Amp factor.
 2. The emission levels that are 20dB below the official limit are not reported.



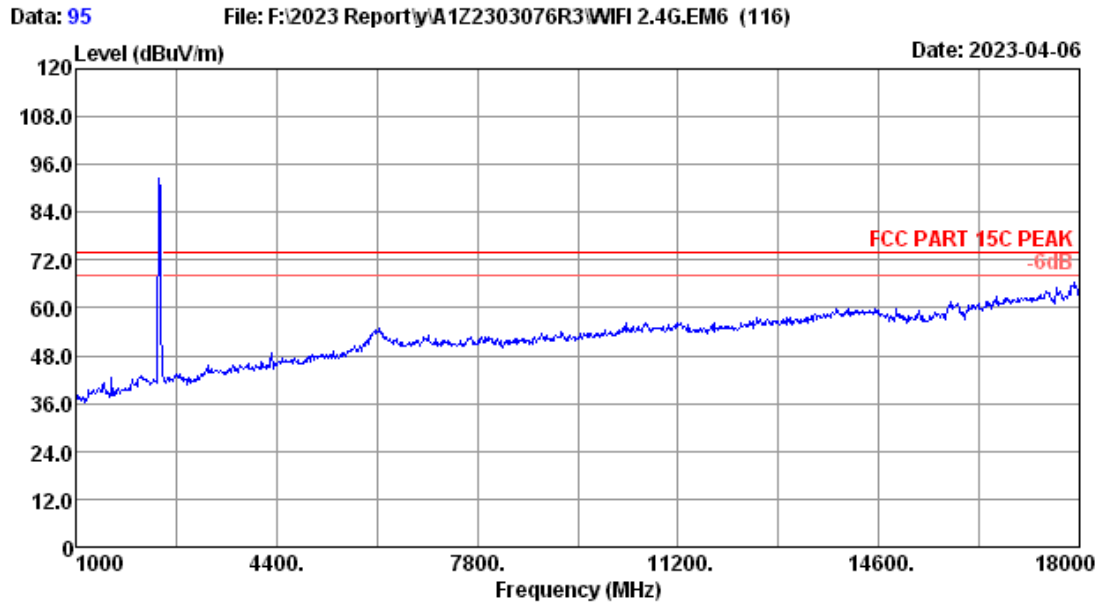
Site no.	: 3m Chamber	Data no.	: 93
Dis. / Ant.	: 3m 2022 MCTD1209-3006	Ant. pol.	: VERTICAL
Limit	: FCC PART 15C PEAK		
Env. / Ins.	: 23.2°C/52.5%	Engineer	: nier
Test Mode	: 2.4G 11n40 2422MHz TX		



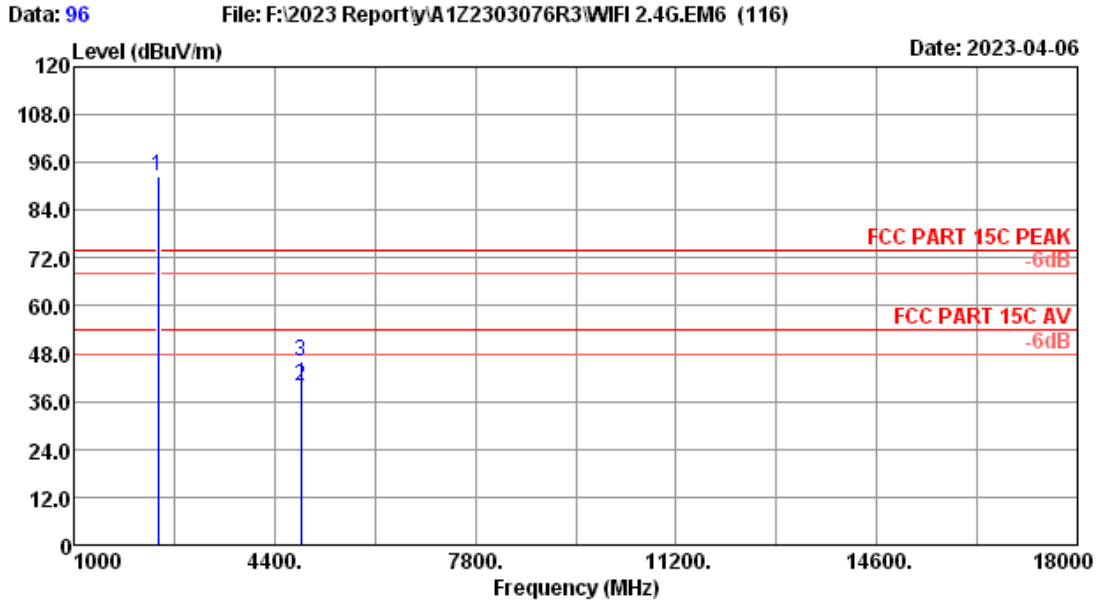
Site no. : 3m Chamber Data no. : 94
 Dis. / Ant. : 3m 2022 MCTD1209-3006 Ant. pol. : VERTICAL
 Limit : FCC PART 15C PEAK
 Env. / Ins. : 23.2°C/52.5% Engineer : nier
 Test Mode : 2.4G 11n40 2422MHz TX

No.	Freq. (MHz)	Ant. Factor (dB/m)	Cable Loss (dB)	Reading (dBuV)	Amp factor (dB)	Emission Level (dBuV/m)	Limits (dBuV/m)	Margin (dB)	Remark
1	2422.00	27.77	2.31	98.42	34.36	94.14	-----	-----	Peak
2	4844.00	31.30	3.34	38.48	33.68	39.44	54.00	14.56	Average
3	4844.00	31.30	3.34	46.77	33.68	47.73	74.00	26.27	Peak

Remarks: 1. Emission Level= Antenna Factor + Cable Loss + Reading -Amp factor.
 2. The emission levels that are 20dB below the official limit are not reported.



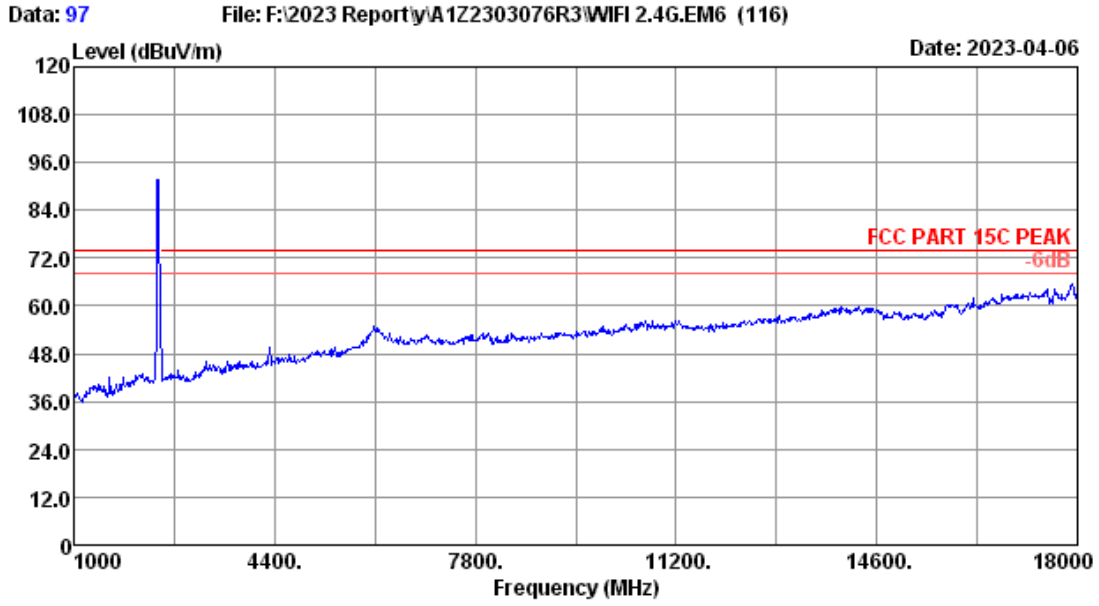
Site no. : 3m Chamber	Data no. : 95
Dis. / Ant. : 3m 2022 MCTD1209-3006	Ant. pol. : HORIZONTAL
Limit : FCC PART 15C PEAK	
Env. / Ins. : 23.2*C/52.5%	Engineer : nier
Test Mode : 2.4G 11n40 2422MHz TX	



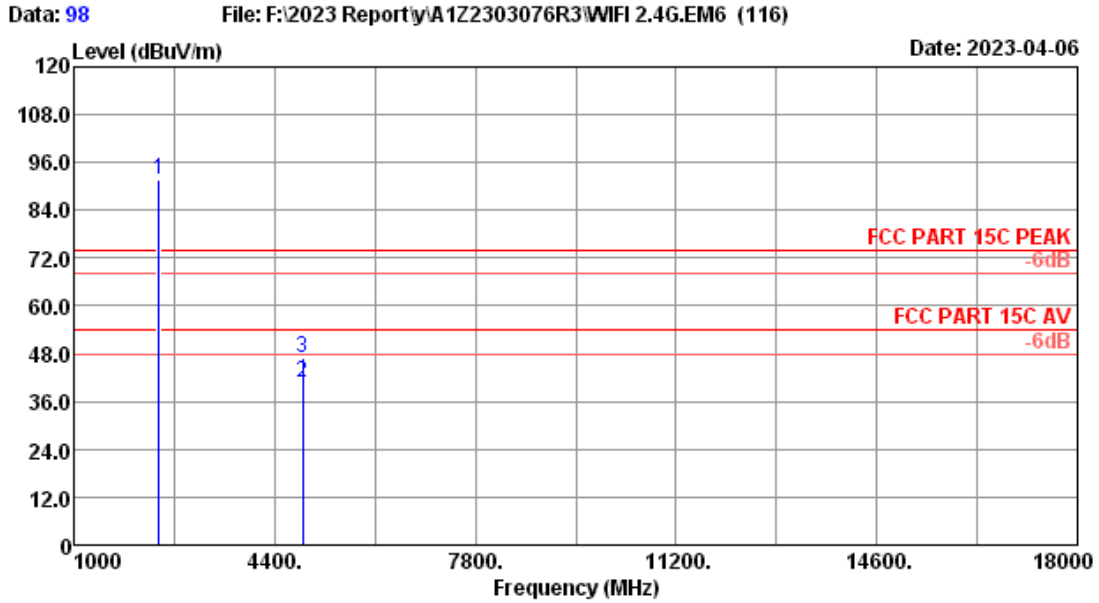
Site no. : 3m Chamber Data no. : 96
 Dis. / Ant. : 3m 2022 MCTD1209-3006 Ant. pol. : HORIZONTAL
 Limit : FCC PART 15C PEAK
 Env. / Ins. : 23.2*C/52.5% Engineer : nier
 Test Mode : 2.4G 11n40 2422MHz TX

No.	Freq. (MHz)	Ant. Factor (dB/m)	Cable Loss (dB)	Reading (dBuV)	Amp factor (dB)	Emission Level (dBuV/m)	Limits (dBuV/m)	Margin (dB)	Remark
1	2422.00	27.77	2.31	96.76	34.36	92.48	-----	-----	Peak
2	4844.00	31.30	3.34	38.90	33.68	39.86	54.00	14.14	Average
3	4844.00	31.30	3.34	45.03	33.68	45.99	74.00	28.01	Peak

Remarks: 1. Emission Level= Antenna Factor + Cable Loss + Reading -Amp factor.
 2. The emission levels that are 20dB below the official limit are not reported.



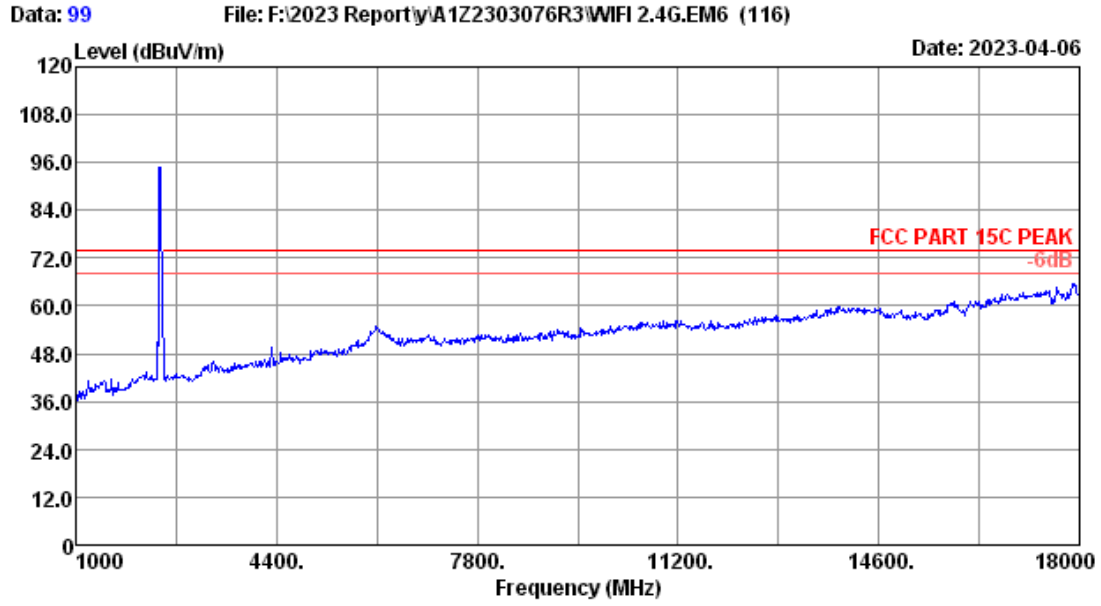
Site no.	: 3m Chamber	Data no.	: 97
Dis. / Ant.	: 3m 2022 MCTD1209-3006	Ant. pol.	: HORIZONTAL
Limit	: FCC PART 15C PEAK		
Env. / Ins.	: 23.2°C/52.5%	Engineer	: nier
Test Mode	: 2.4G 11n40 2437MHz TX		



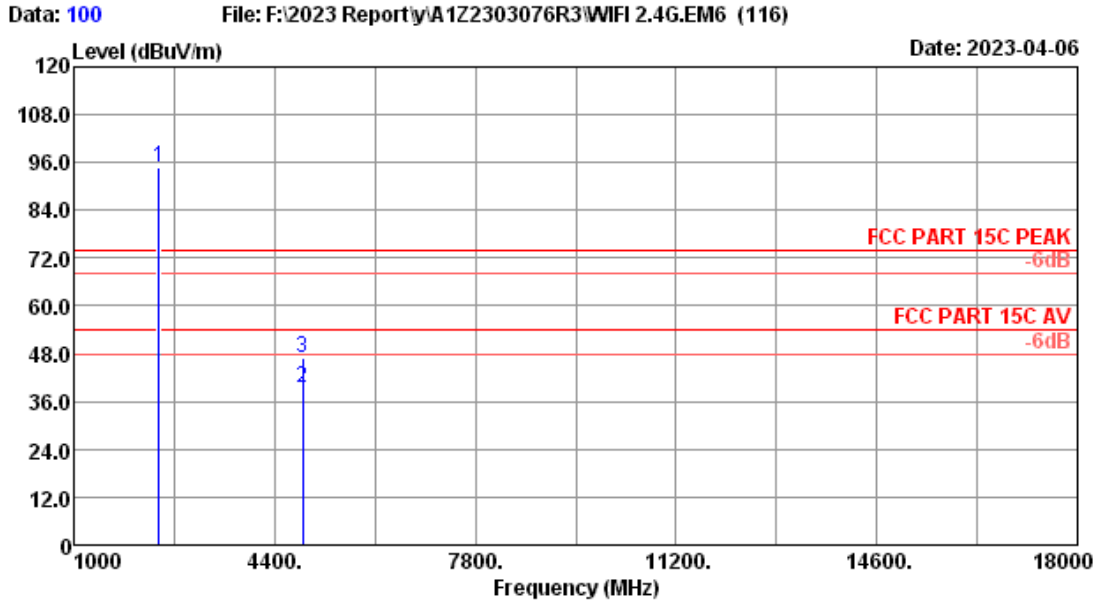
Site no. : 3m Chamber Data no. : 98
 Dis. / Ant. : 3m 2022 MCTD1209-3006 Ant. pol. : HORIZONTAL
 Limit : FCC PART 15C PEAK
 Env. / Ins. : 23.2*C/52.5% Engineer : nier
 Test Mode : 2.4G 11n40 2437MHz TX

No.	Freq. (MHz)	Ant. Factor (dB/m)	Cable Loss (dB)	Reading (dBuV)	Amp factor (dB)	Emission Level (dBuV/m)	Limits (dBuV/m)	Margin (dB)	Remark
1	2437.00	27.80	2.32	95.70	34.36	91.46	-----	-----	Peak
2	4874.00	31.43	3.35	39.49	33.69	40.58	54.00	13.42	Average
3	4874.00	31.43	3.35	45.69	33.69	46.78	74.00	27.22	Peak

Remarks: 1. Emission Level= Antenna Factor + Cable Loss + Reading -Amp factor.
 2. The emission levels that are 20dB below the official limit are not reported.



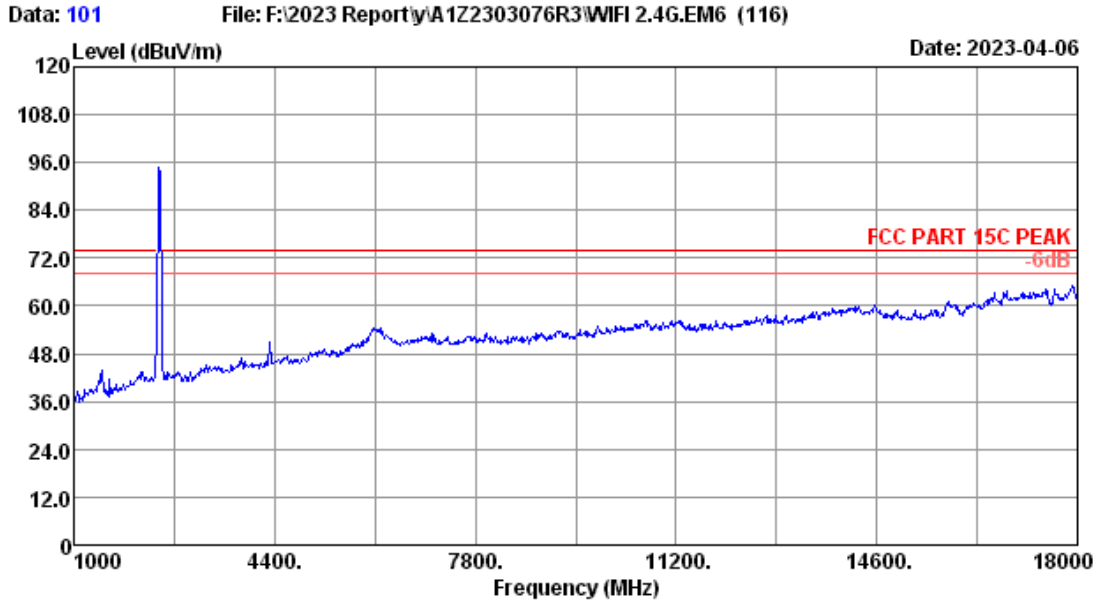
Site no.	: 3m Chamber	Data no.	: 99
Dis. / Ant.	: 3m 2022 MCTD1209-3006	Ant. pol.	: VERTICAL
Limit	: FCC PART 15C PEAK		
Env. / Ins.	: 23.2*C/52.5%	Engineer	: nier
Test Mode	: 2.4G 11n40 2437MHz TX		



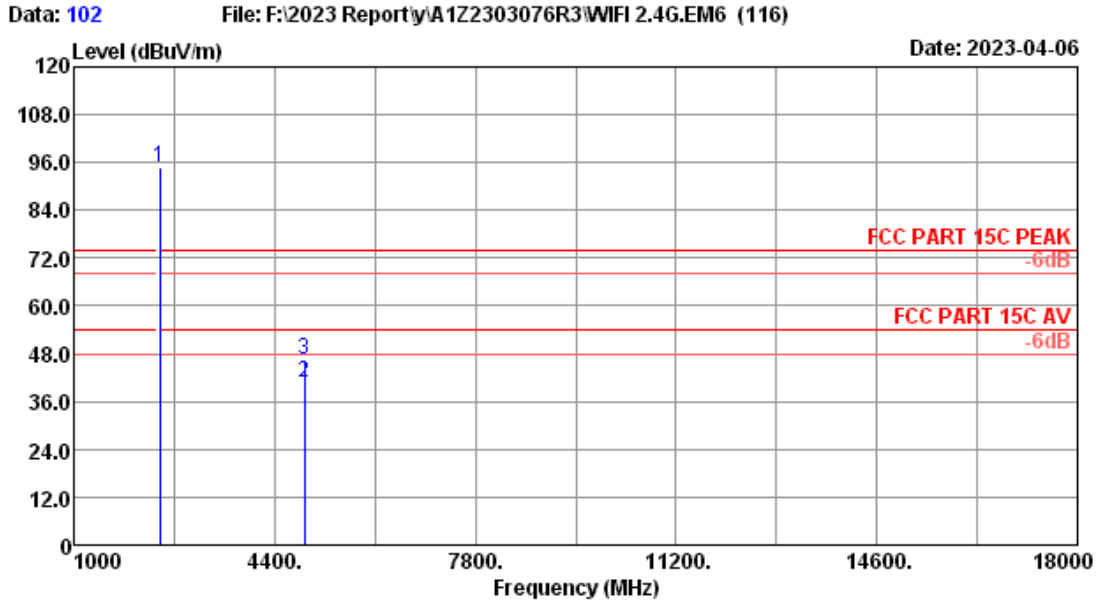
Site no. : 3m Chamber Data no. : 100
 Dis. / Ant. : 3m 2022 MCTD1209-3006 Ant. pol. : VERTICAL
 Limit : FCC PART 15C PEAK
 Env. / Ins. : 23.2*C/52.5% Engineer : nier
 Test Mode : 2.4G 11n40 2437MHz TX

No.	Freq. (MHz)	Ant. Factor (dB/m)	Cable Loss (dB)	Reading (dBuV)	Amp factor (dB)	Emission Level (dBuV/m)	Limits (dBuV/m)	Margin (dB)	Remark
1	2437.00	27.80	2.32	99.20	34.36	94.96	-----	-----	Peak
2	4874.00	31.43	3.35	38.50	33.69	39.59	54.00	14.41	Average
3	4874.00	31.43	3.35	45.91	33.69	47.00	74.00	27.00	Peak

Remarks: 1. Emission Level= Antenna Factor + Cable Loss + Reading -Amp factor.
 2. The emission levels that are 20dB below the official limit are not reported.



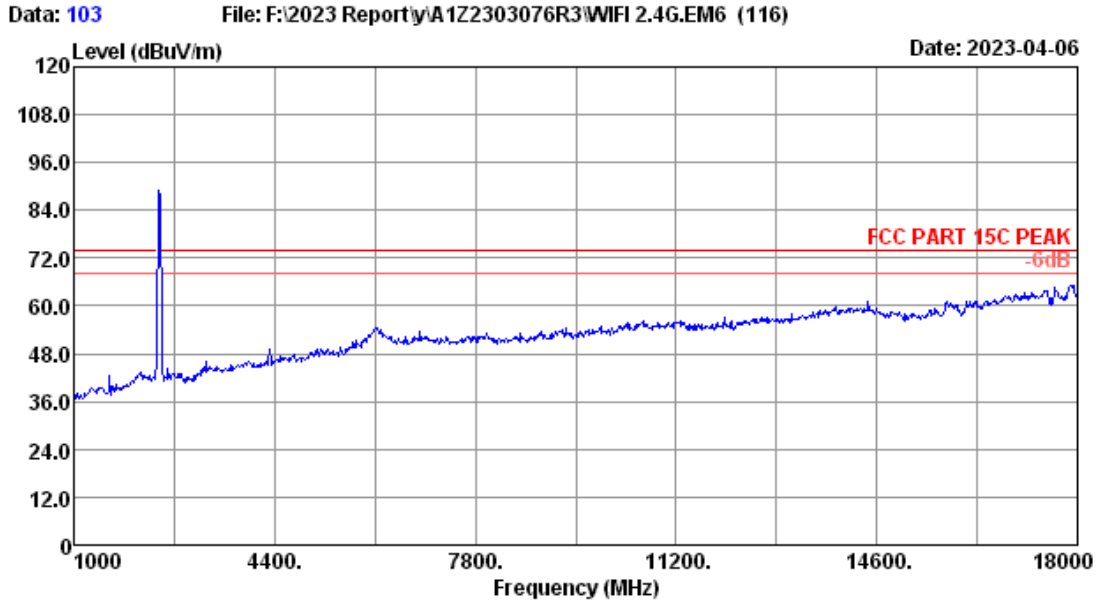
Site no.	: 3m Chamber	Data no.	: 101
Dis. / Ant.	: 3m 2022 MCTD1209-3006	Ant. pol.	: VERTICAL
Limit	: FCC PART 15C PEAK		
Env. / Ins.	: 23.2°C/52.5%	Engineer	: nier
Test Mode	: 2.4G 11n40 2452MHz TX		



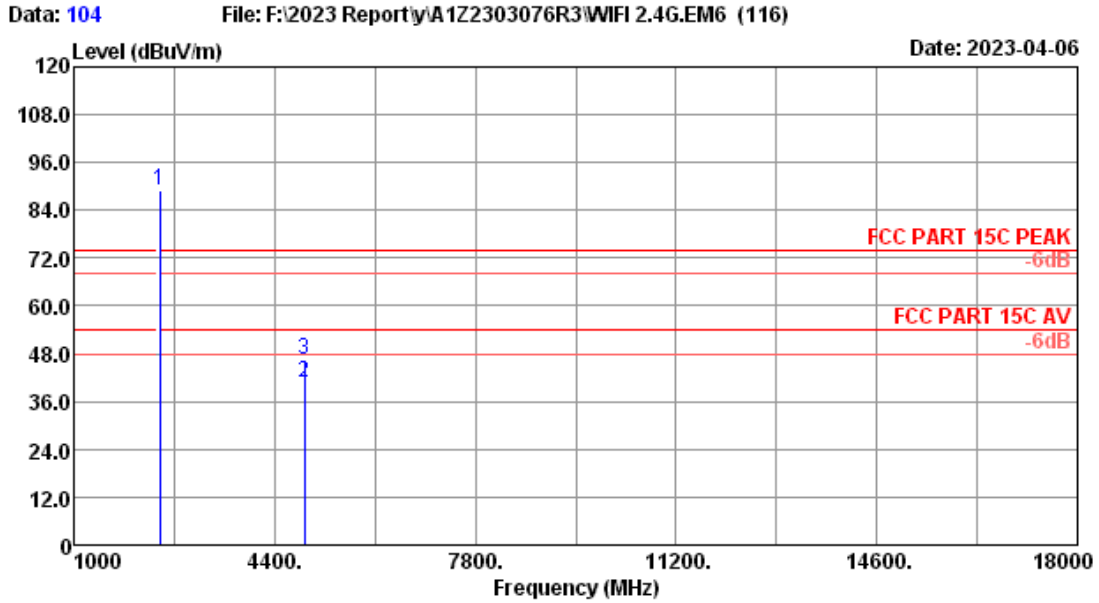
Site no. : 3m Chamber Data no. : 102
 Dis. / Ant. : 3m 2022 MCTD1209-3006 Ant. pol. : VERTICAL
 Limit : FCC PART 15C PEAK
 Env. / Ins. : 23.2°C/52.5% Engineer : nier
 Test Mode : 2.4G 11n40 2452MHz TX

No.	Freq. (MHz)	Ant. Factor (dB/m)	Cable Loss (dB)	Reading (dBuV)	Amp factor (dB)	Emission Level (dBuV/m)	Limits (dBuV/m)	Margin (dB)	Remark
1	2452.00	27.80	2.32	99.05	34.35	94.82	-----	-----	Peak
2	4904.00	31.60	3.37	39.43	33.69	40.71	54.00	13.29	Average
3	4904.00	31.60	3.37	45.38	33.69	46.66	74.00	27.34	Peak

Remarks: 1. Emission Level= Antenna Factor + Cable Loss + Reading -Amp factor.
 2. The emission levels that are 20dB below the official limit are not reported.



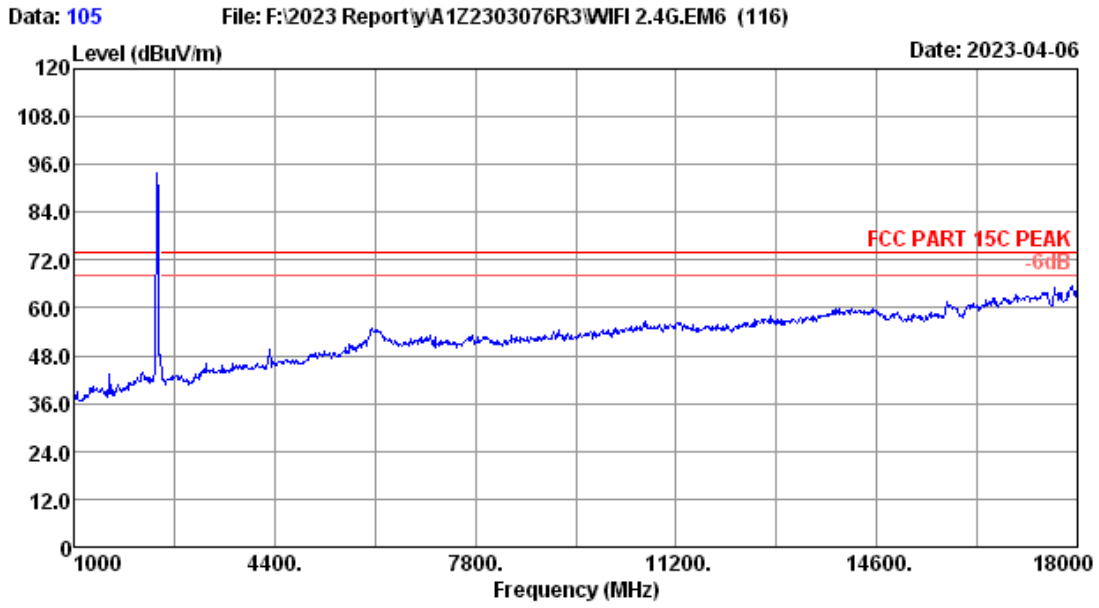
Site no.	: 3m Chamber	Data no.	: 103
Dis. / Ant.	: 3m 2022 MCTD1209-3006	Ant. pol.	: HORIZONTAL
Limit	: FCC PART 15C PEAK		
Env. / Ins.	: 23.2°C/52.5%	Engineer	: nier
Test Mode	: 2.4G 11n40 2452MHz TX		



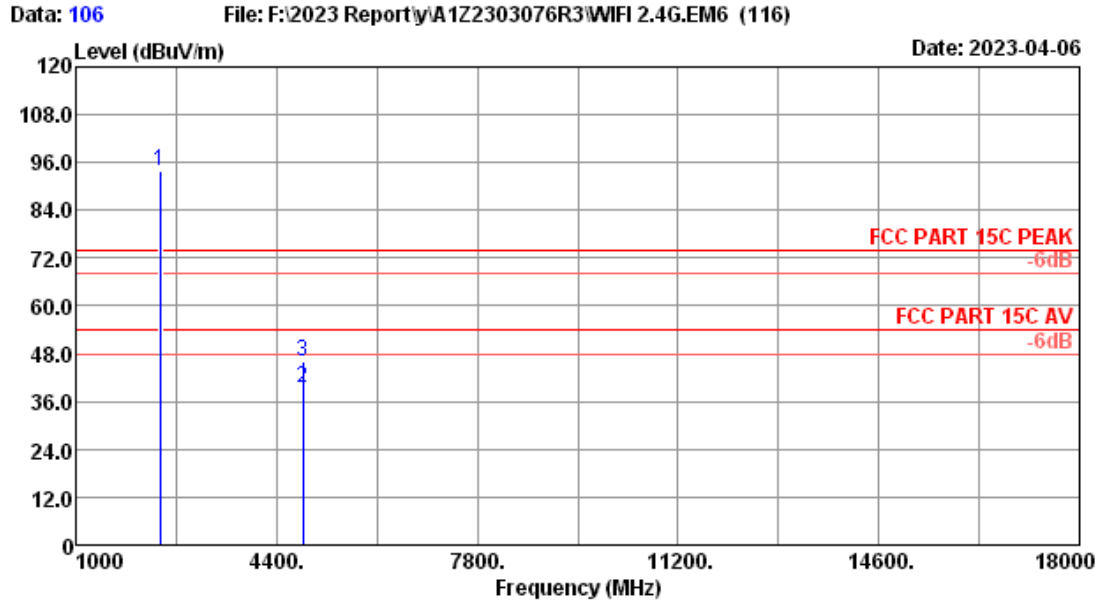
Site no. : 3m Chamber Data no. : 104
 Dis. / Ant. : 3m 2022 MCTD1209-3006 Ant. pol. : HORIZONTAL
 Limit : FCC PART 15C PEAK
 Env. / Ins. : 23.2°C/52.5% Engineer : nier
 Test Mode : 2.4G 11n40 2452MHz TX

No.	Freq. (MHz)	Ant. Factor (dB/m)	Cable Loss (dB)	Reading (dBuV)	Amp factor (dB)	Emission Level (dBuV/m)	Limits (dBuV/m)	Margin (dB)	Remark
1	2452.00	27.80	2.32	93.17	34.35	88.94	-----	-----	Peak
2	4904.00	31.60	3.37	39.67	33.69	40.95	54.00	13.05	Average
3	4904.00	31.60	3.37	45.04	33.69	46.32	74.00	27.68	Peak

Remarks: 1. Emission Level= Antenna Factor + Cable Loss + Reading -Amp factor.
 2. The emission levels that are 20dB below the official limit are not reported.



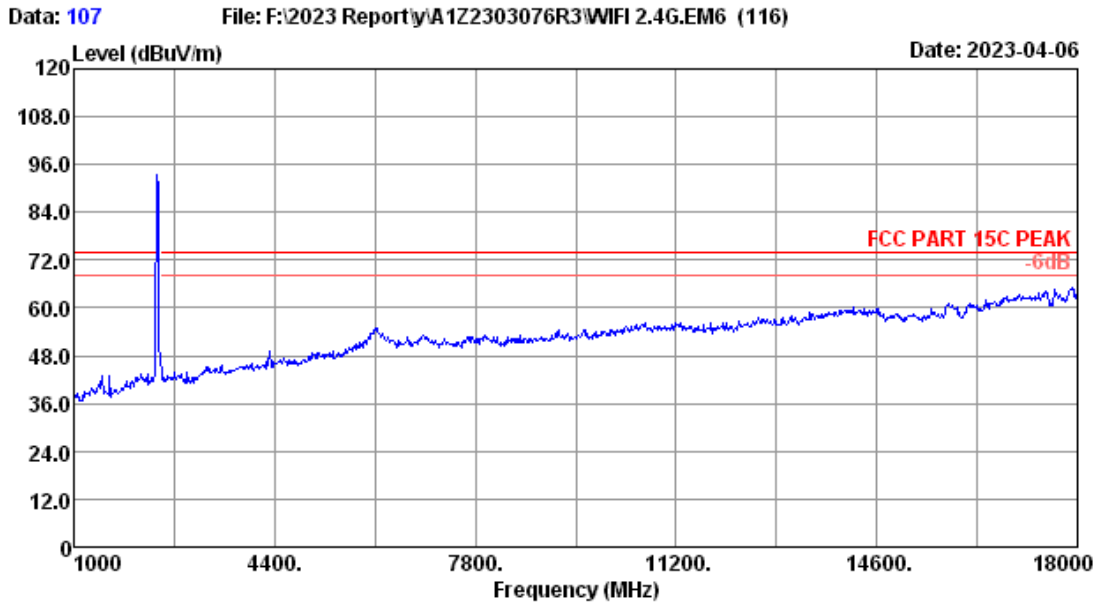
Site no.	: 3m Chamber	Data no.	: 105
Dis. / Ant.	: 3m 2022 MCTD1209-3006	Ant. pol.	: HORIZONTAL
Limit	: FCC PART 15C PEAK		
Env. / Ins.	: 23.2°C/52.5%	Engineer	: nier
Test Mode	: 2.4G 11ax40 2422MHz TX		



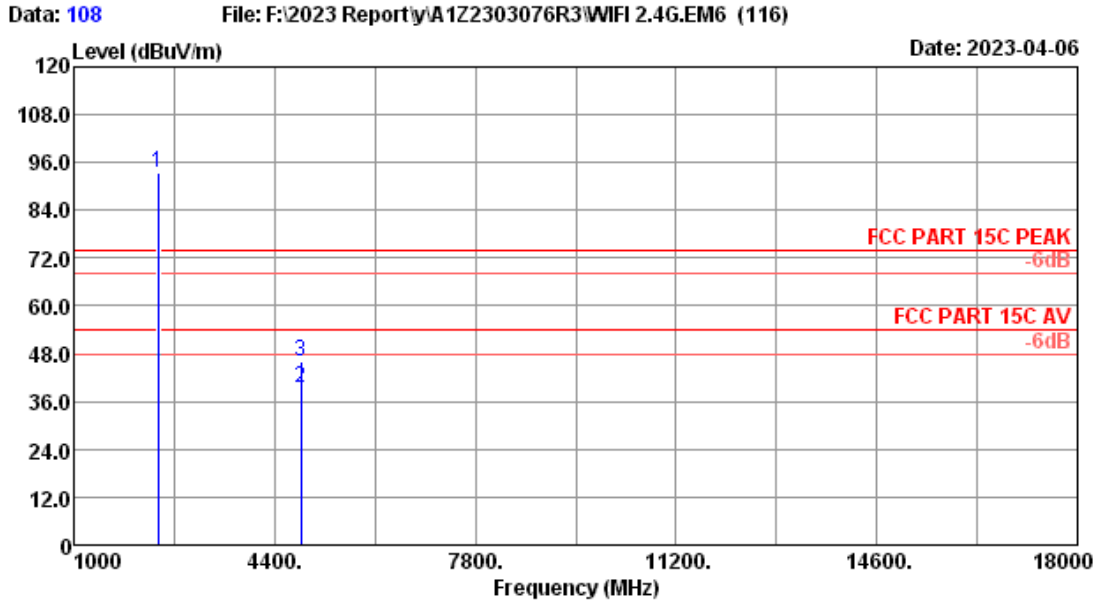
Site no. : 3m Chamber Data no. : 106
 Dis. / Ant. : 3m 2022 MCTD1209-3006 Ant. pol. : HORIZONTAL
 Limit : FCC PART 15C PEAK
 Env. / Ins. : 23.2*C/52.5% Engineer : nier
 Test Mode : 2.4G 11ax40 2422MHz TX

No.	Freq. (MHz)	Ant. Factor (dB/m)	Cable Loss (dB)	Reading (dBuV)	Amp factor (dB)	Emission Level (dBuV/m)	Limits (dBuV/m)	Margin (dB)	Remark
1	2422.00	27.77	2.31	98.12	34.36	93.84	-----	-----	Peak
2	4844.00	31.30	3.34	38.45	33.68	39.41	54.00	14.59	Average
3	4844.00	31.30	3.34	45.01	33.68	45.97	74.00	28.03	Peak

Remarks: 1. Emission Level= Antenna Factor + Cable Loss + Reading -Amp factor.
 2. The emission levels that are 20dB below the official limit are not reported.



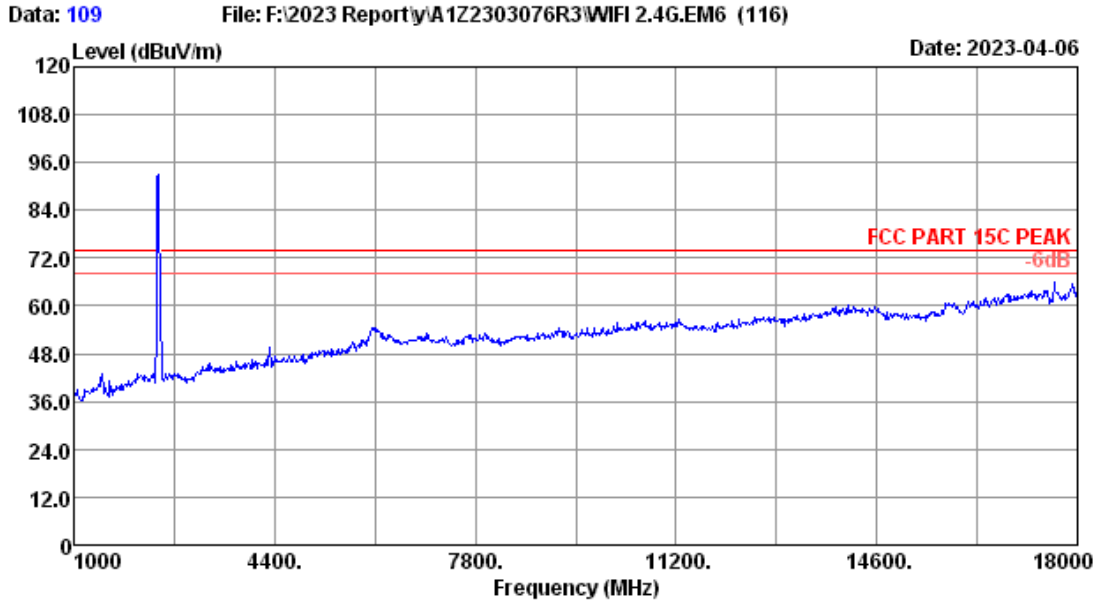
Site no.	: 3m Chamber	Data no.	: 107
Dis. / Ant.	: 3m 2022 MCTD1209-3006	Ant. pol.	: VERTICAL
Limit	: FCC PART 15C PEAK		
Env. / Ins.	: 23.2°C/52.5%	Engineer	: nier
Test Mode	: 2.4G 11ax40 2422MHz TX		



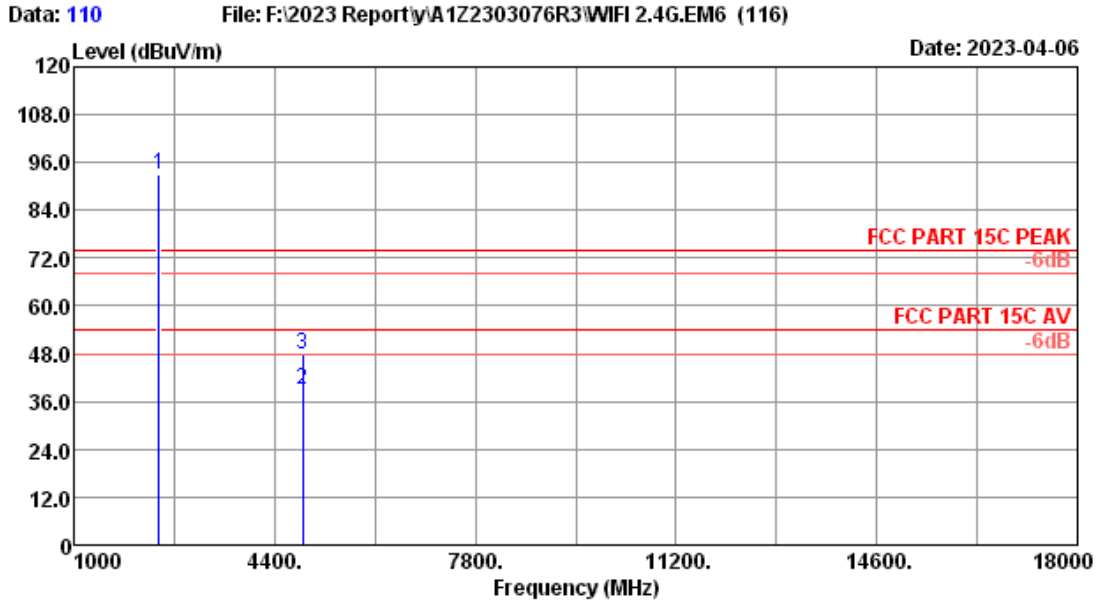
Site no. : 3m Chamber Data no. : 108
 Dis. / Ant. : 3m 2022 MCTD1209-3006 Ant. pol. : VERTICAL
 Limit : FCC PART 15C PEAK
 Env. / Ins. : 23.2°C/52.5% Engineer : nier
 Test Mode : 2.4G 11ax40 2422MHz TX

No.	Freq. (MHz)	Ant. Factor (dB/m)	Cable Loss (dB)	Reading (dBuV)	Amp factor (dB)	Emission Level (dBuV/m)	Limits (dBuV/m)	Margin (dB)	Remark
1	2422.00	27.77	2.31	97.62	34.36	93.34	-----	-----	Peak
2	4844.00	31.30	3.34	38.53	33.68	39.49	54.00	14.51	Average
3	4844.00	31.30	3.34	45.12	33.68	46.08	74.00	27.92	Peak

Remarks: 1. Emission Level= Antenna Factor + Cable Loss + Reading -Amp factor.
 2. The emission levels that are 20dB below the official limit are not reported.



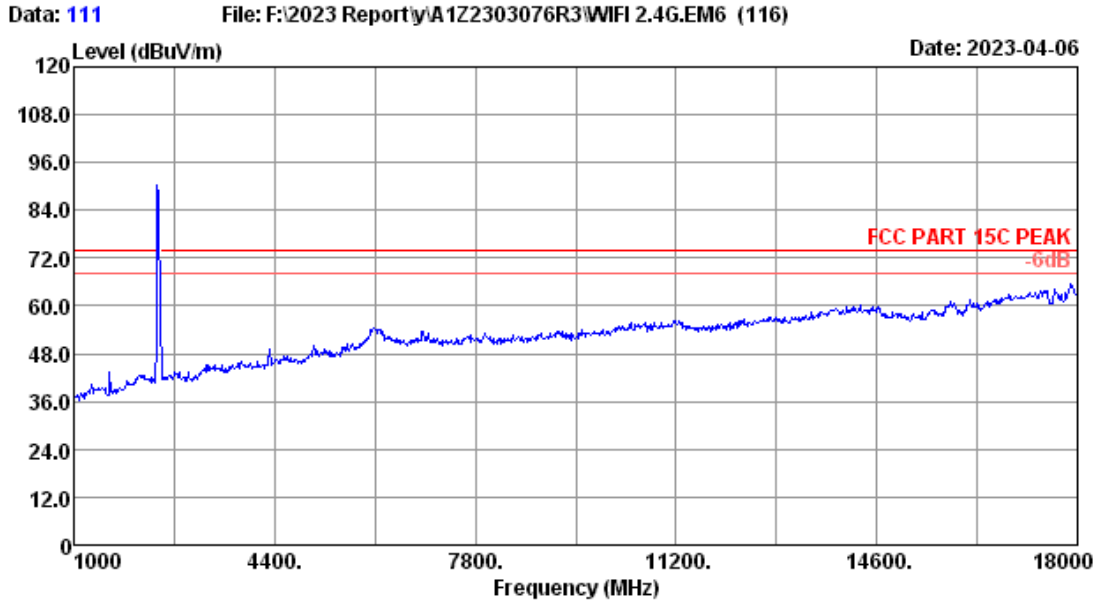
Site no.	: 3m Chamber	Data no.	: 109
Dis. / Ant.	: 3m 2022 MCTD1209-3006	Ant. pol.	: VERTICAL
Limit	: FCC PART 15C PEAK		
Env. / Ins.	: 23.2°C/52.5%	Engineer	: nier
Test Mode	: 2.4G 11ax40 2437MHz TX		



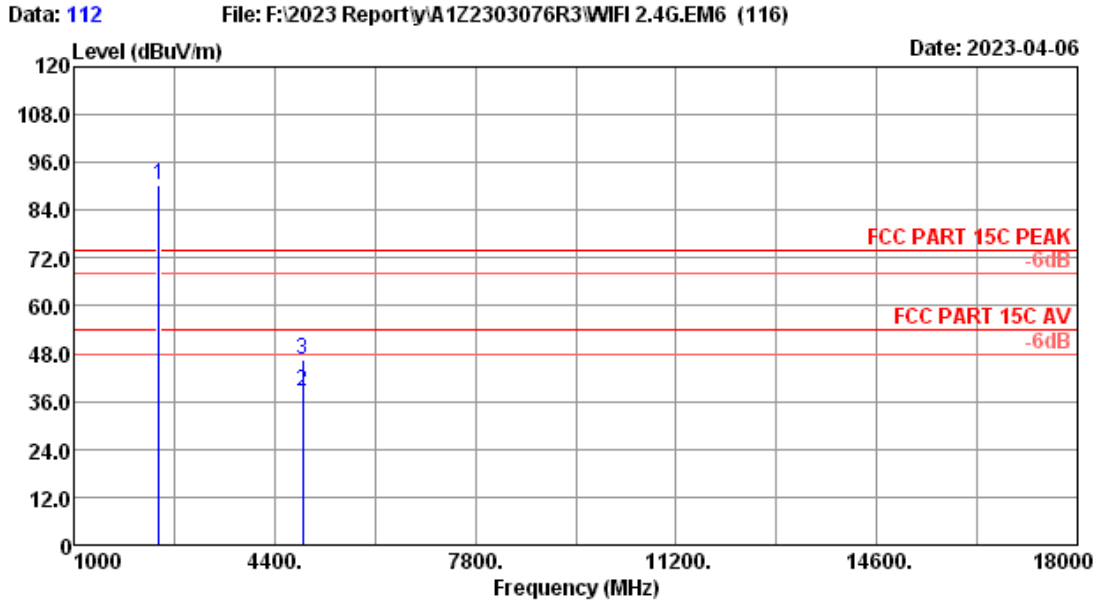
Site no. : 3m Chamber Data no. : 110
 Dis. / Ant. : 3m 2022 MCTD1209-3006 Ant. pol. : VERTICAL
 Limit : FCC PART 15C PEAK
 Env. / Ins. : 23.2°C/52.5% Engineer : nier
 Test Mode : 2.4G 11ax40 2437MHz TX

No.	Freq. (MHz)	Ant. Factor (dB/m)	Cable Loss (dB)	Reading (dBuV)	Amp factor (dB)	Emission Level (dBuV/m)	Limits (dBuV/m)	Margin (dB)	Remark
1	2437.00	27.80	2.32	97.15	34.36	92.91	-----	-----	Peak
2	4874.00	31.43	3.35	37.70	33.69	38.79	54.00	15.21	Average
3	4874.00	31.43	3.35	46.80	33.69	47.89	74.00	26.11	Peak

Remarks: 1. Emission Level= Antenna Factor + Cable Loss + Reading -Amp factor.
 2. The emission levels that are 20dB below the official limit are not reported.



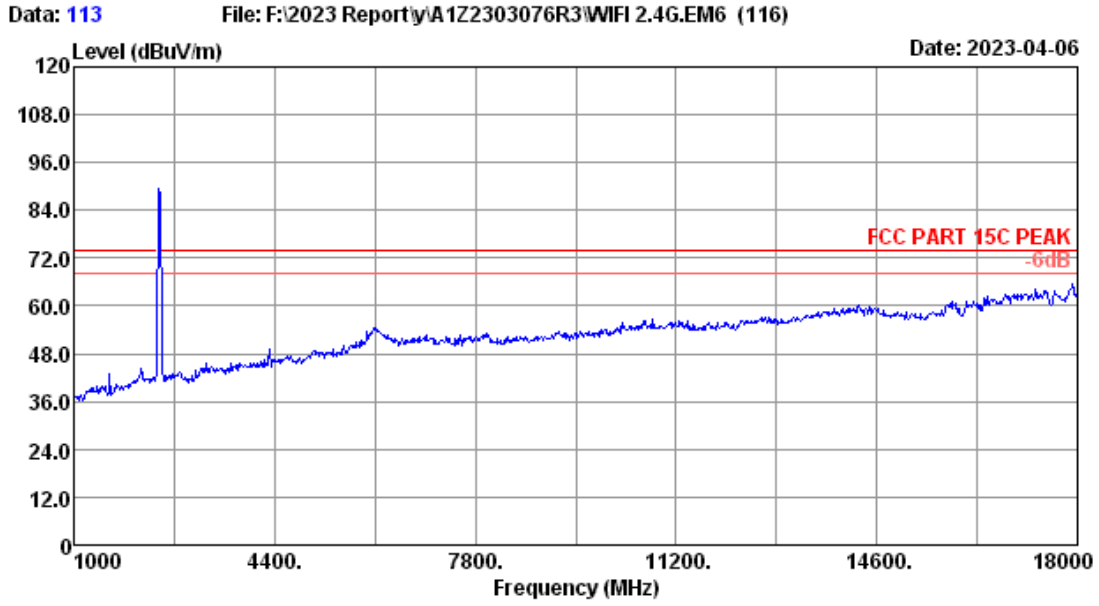
Site no.	: 3m Chamber	Data no.	: 111
Dis. / Ant.	: 3m 2022 MCTD1209-3006	Ant. pol.	: HORIZONTAL
Limit	: FCC PART 15C PEAK		
Env. / Ins.	: 23.2°C/52.5%	Engineer	: nier
Test Mode	: 2.4G 11ax40 2437MHz TX		



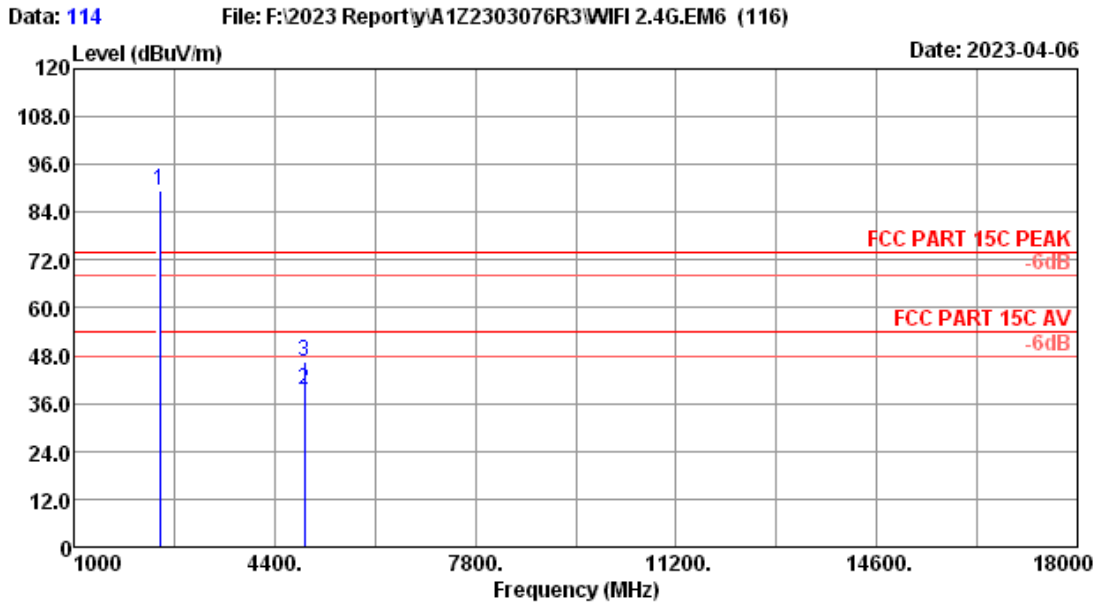
Site no. : 3m Chamber Data no. : 112
 Dis. / Ant. : 3m 2022 MCTD1209-3006 Ant. pol. : HORIZONTAL
 Limit : FCC PART 15C PEAK
 Env. / Ins. : 23.2°C/52.5% Engineer : nier
 Test Mode : 2.4G 11ax40 2437MHz TX

No.	Freq. (MHz)	Ant. Factor (dB/m)	Cable Loss (dB)	Reading (dBuV)	Amp factor (dB)	Emission Level (dBuV/m)	Limits (dBuV/m)	Margin (dB)	Remark
1	2437.00	27.80	2.32	94.46	34.36	90.22	-----	-----	Peak
2	4874.00	31.43	3.35	37.30	33.69	38.39	54.00	15.61	Average
3	4874.00	31.43	3.35	45.26	33.69	46.35	74.00	27.65	Peak

Remarks: 1. Emission Level= Antenna Factor + Cable Loss + Reading -Amp factor.
 2. The emission levels that are 20dB below the official limit are not reported.



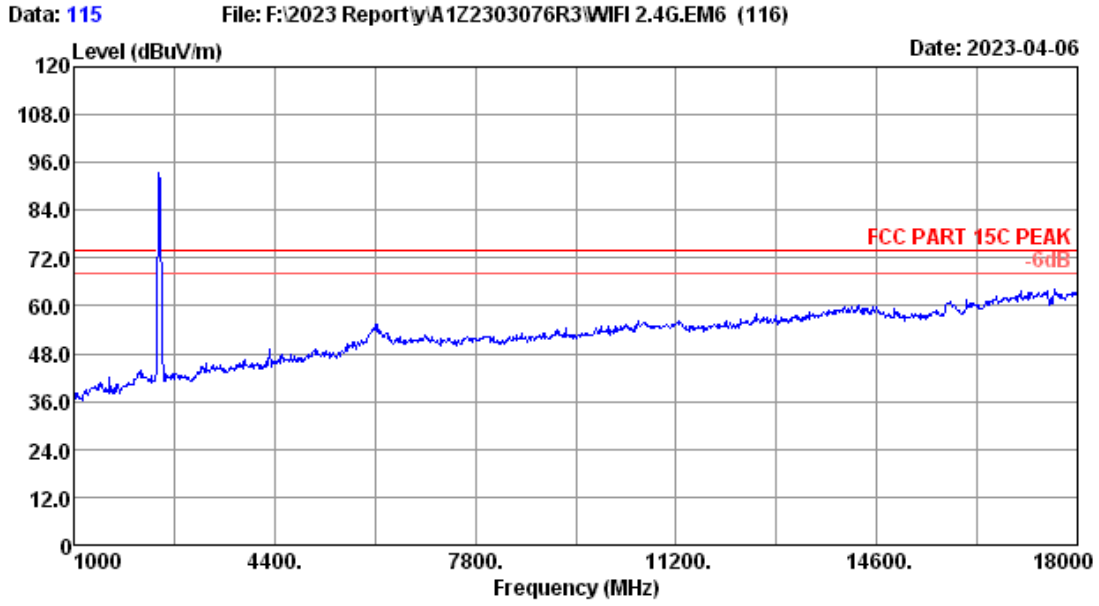
Site no.	: 3m Chamber	Data no.	: 113
Dis. / Ant.	: 3m 2022 MCTD1209-3006	Ant. pol.	: HORIZONTAL
Limit	: FCC PART 15C PEAK		
Env. / Ins.	: 23.2°C/52.5%	Engineer	: nier
Test Mode	: 2.4G 11ax40 2452MHz TX		



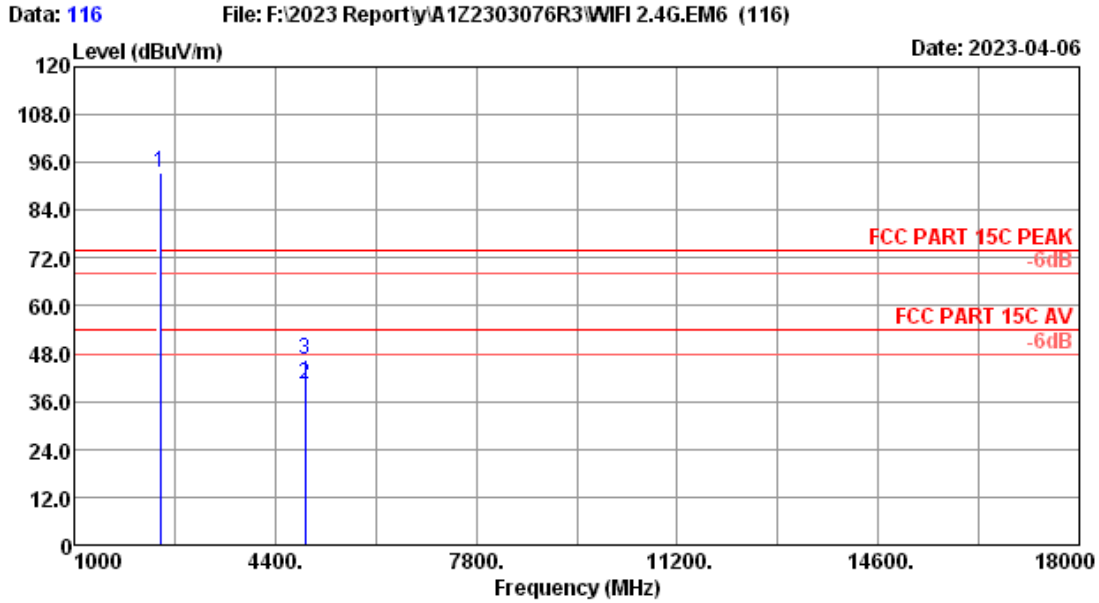
Site no. : 3m Chamber Data no. : 114
 Dis. / Ant. : 3m 2022 MCTD1209-3006 Ant. pol. : HORIZONTAL
 Limit : FCC PART 15C PEAK
 Env. / Ins. : 23.2°C/52.5% Engineer : nier
 Test Mode : 2.4G 11ax40 2452MHz TX

No.	Freq. (MHz)	Ant. Factor (dB/m)	Cable Loss (dB)	Reading (dBuV)	Amp factor (dB)	Emission Level (dBuV/m)	Limits (dBuV/m)	Margin (dB)	Remark
1	2452.00	27.80	2.32	93.83	34.35	89.60	-----	-----	Peak
2	4904.00	31.60	3.37	38.19	33.69	39.47	54.00	14.53	Average
3	4904.00	31.60	3.37	45.08	33.69	46.36	74.00	27.64	Peak

Remarks: 1. Emission Level= Antenna Factor + Cable Loss + Reading -Amp factor.
 2. The emission levels that are 20dB below the official limit are not reported.



Site no.	: 3m Chamber	Data no.	: 115
Dis. / Ant.	: 3m 2022 MCTD1209-3006	Ant. pol.	: VERTICAL
Limit	: FCC PART 15C PEAK		
Env. / Ins.	: 23.2°C/52.5%	Engineer	: nier
Test Mode	: 2.4G 11ax40 2452MHz TX		



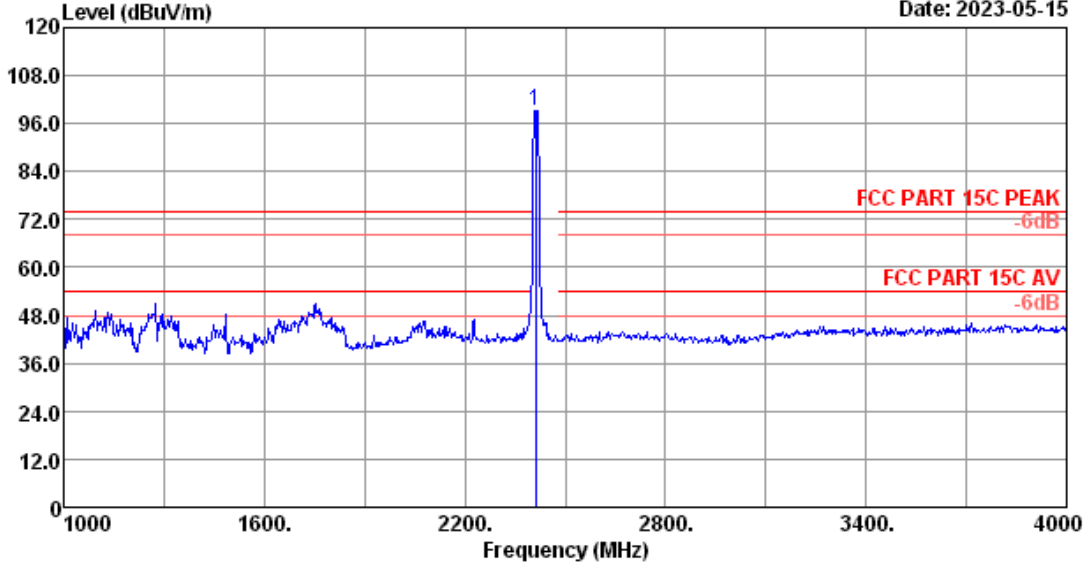
Site no. : 3m Chamber Data no. : 116
 Dis. / Ant. : 3m 2022 MCTD1209-3006 Ant. pol. : VERTICAL
 Limit : FCC PART 15C PEAK
 Env. / Ins. : 23.2*C/52.5% Engineer : nier
 Test Mode : 2.4G 11ax40 2452MHz TX

No.	Freq. (MHz)	Ant. Factor (dB/m)	Cable Loss (dB)	Reading (dBuV)	Amp factor (dB)	Emission Level (dBuV/m)	Limits (dBuV/m)	Margin (dB)	Remark
1	2452.00	27.80	2.32	97.66	34.35	93.43	-----	-----	Peak
2	4904.00	31.60	3.37	38.94	33.69	40.22	54.00	13.78	Average
3	4904.00	31.60	3.37	45.28	33.69	46.56	74.00	27.44	Peak

Remarks: 1. Emission Level= Antenna Factor + Cable Loss + Reading -Amp factor.
 2. The emission levels that are 20dB below the official limit are not reported.

Data for metal appearance:

Data: 49 File: F:\2023 Report\y\A1Z2303076R3\222\2.4G.EM6 (154) Date: 2023-05-15

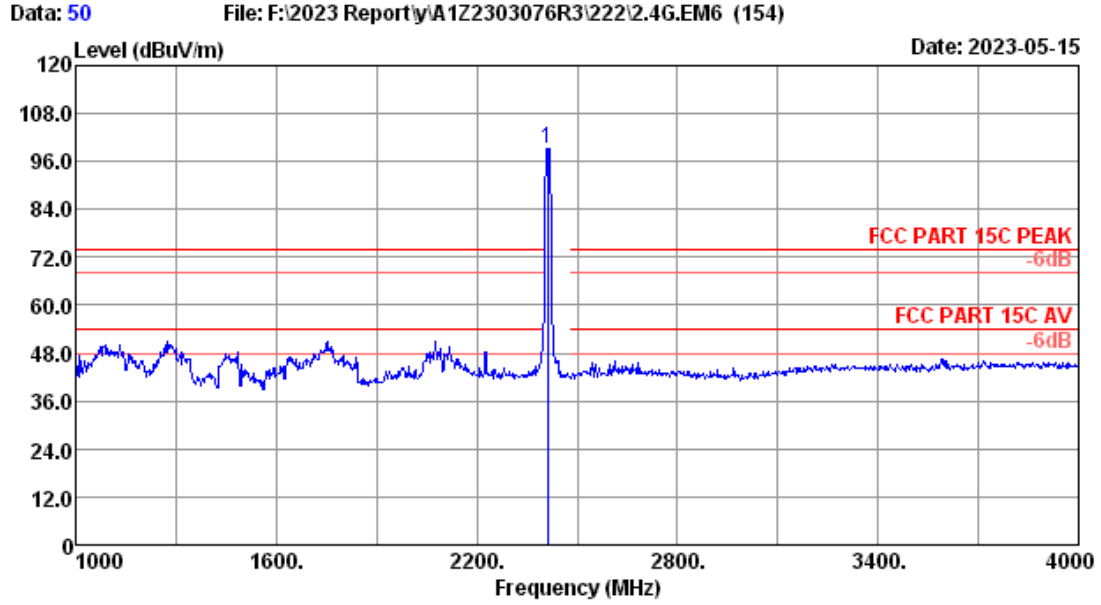


```

Site no.      : 3m Chamber           Data no.   : 49
Dis. / Ant.   : 3m 2022 MCTD1209-3006 Ant. pol.  : HORIZONTAL
Limit        : FCC PART 15C PEAK
Env. / Ins.   : 23.2*C/52.5%        Engineer   : nier
Test Mode     : 11b 2.4G 2412 MHz TX
:
:
    
```

No.	Freq. (MHz)	Ant. Factor (dB/m)	Cable Loss (dB)	Amp factor (dB)	Reading (dBuV)	Emission Level (dBuV/m)	Limits (dBuV/m)	Margin (dB)	Remark
1	2412.00	27.73	2.30	34.36	103.72	99.39	-----	-----	Peak

Remarks: 1. Emission Level= Antenna Factor + Cable Loss + Reading -Amp factor.
 2. The emission levels that are 20dB below the official limit are not reported.

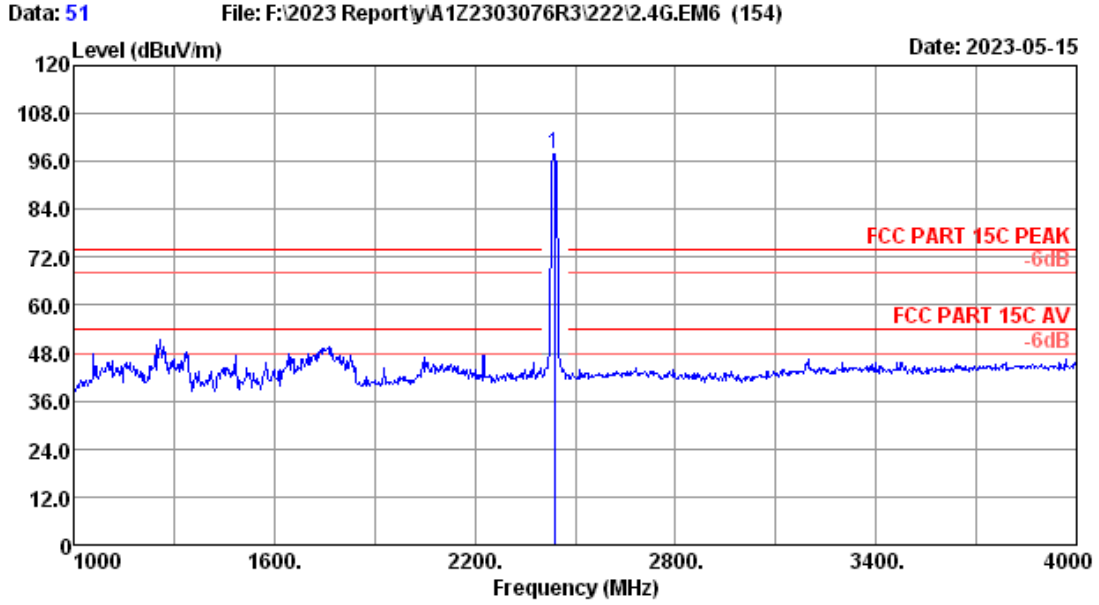


```

Site no.      : 3m Chamber           Data no.   : 50
Dis. / Ant.  : 3m 2022 MCTD1209-3006 Ant. pol.  : VERTICAL
Limit       : FCC PART 15C PEAK
Env. / Ins.  : 23.2*C/52.5%         Engineer   : nier
Test Mode    : 11b 2.4G 2412 MHz TX
:
:
    
```

No.	Freq. (MHz)	Ant. Factor (dB/m)	Cable Loss (dB)	Amp factor (dB)	Reading (dBuV)	Emission Level (dBuV/m)	Limits (dBuV/m)	Margin (dB)	Remark
1	2412.00	27.73	2.30	34.36	103.72	99.39	-----	-----	Peak

Remarks: 1. Emission Level= Antenna Factor + Cable Loss + Reading -Amp factor.
 2. The emission levels that are 20dB below the official limit are not reported.

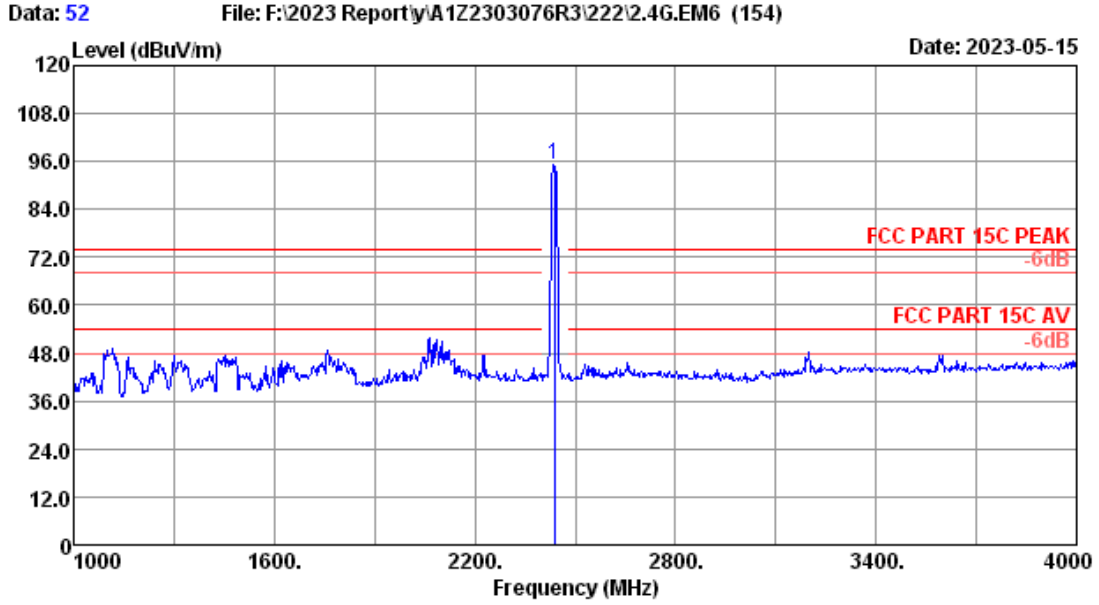


```

Site no.      : 3m Chamber           Data no.     : 51
Dis. / Ant.  : 3m 2022 MCTD1209-3006 Ant. pol.   : HORIZONTAL
Limit       : FCC PART 15C PEAK
Env. / Ins.  : 23.2*C/52.5%         Engineer    : nier
Test Mode    : 11b 2.4G 2437 MHz TX
:
:
    
```

No.	Freq. (MHz)	Ant. Factor (dB/m)	Cable Loss (dB)	Amp factor (dB)	Reading (dBUV)	Emission Level (dBUV/m)	Limits (dBUV/m)	Margin (dB)	Remark
1	2437.00	27.80	2.32	34.36	102.19	97.95	-----	-----	Peak

Remarks: 1. Emission Level= Antenna Factor + Cable Loss + Reading -Amp factor.
 2. The emission levels that are 20dB below the official limit are not reported.

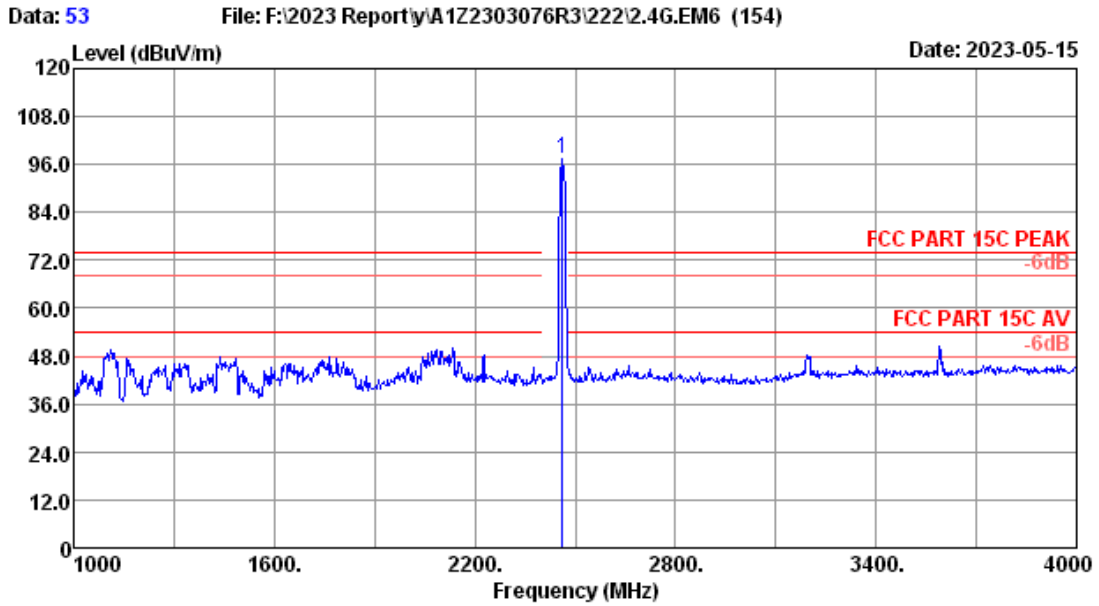


```

Site no.      : 3m Chamber           Data no.   : 52
Dis. / Ant.  : 3m 2022 MCTD1209-3006 Ant. pol.  : VERTICAL
Limit       : FCC PART 15C PEAK
Env. / Ins.  : 23.2*C/52.5%         Engineer   : nier
Test Mode    : 11b 2.4G 2437 MHz TX
:
:
    
```

No.	Freq. (MHz)	Ant. Factor (dB/m)	Cable Loss (dB)	Amp factor (dB)	Reading (dBUV)	Emission Level (dBUV/m)	Limits (dBUV/m)	Margin (dB)	Remark
1	2437.00	27.80	2.32	34.36	99.56	95.32	-----	-----	Peak

Remarks: 1. Emission Level= Antenna Factor + Cable Loss + Reading -Amp factor.
 2. The emission levels that are 20dB below the official limit are not reported.

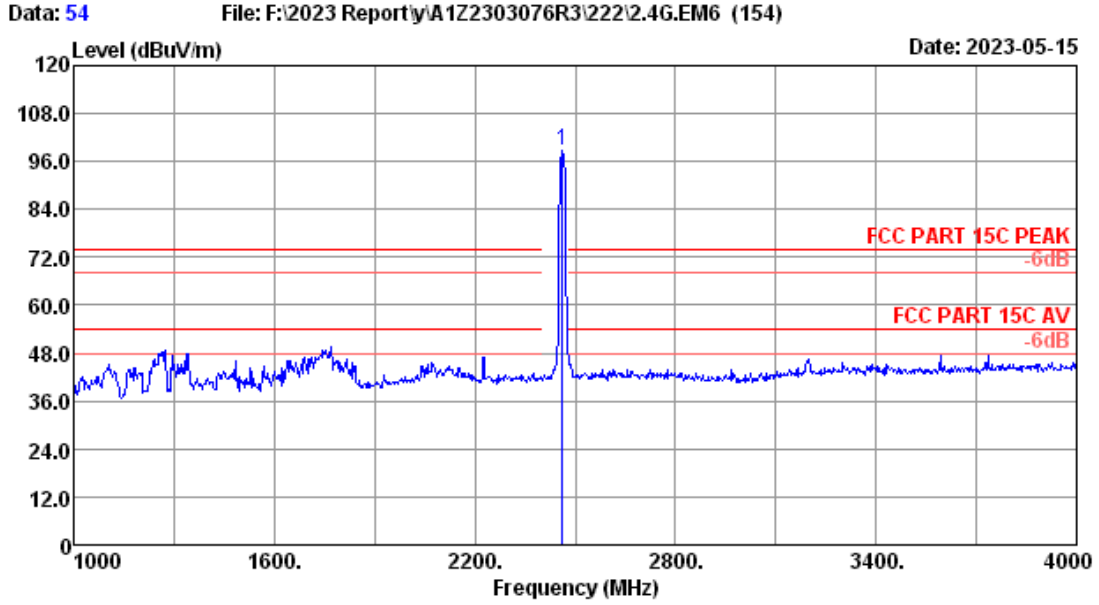


```

Site no.      : 3m Chamber           Data no.   : 53
Dis. / Ant.  : 3m 2022 MCTD1209-3006 Ant. pol.  : VERTICAL
Limit        : FCC PART 15C PEAK
Env. / Ins.  : 23.2*C/52.5%         Engineer   : nier
Test Mode    : 11b 2.4G 2462 MHz TX
:
:
    
```

No.	Freq. (MHz)	Ant. Factor (dB/m)	Cable Loss (dB)	Amp factor (dB)	Reading (dBuV)	Emission Level (dBuV/m)	Limits (dBuV/m)	Margin (dB)	Remark
1	2462.00	27.80	2.33	34.35	101.60	97.38	-----	-----	Peak

Remarks: 1. Emission Level= Antenna Factor + Cable Loss + Reading -Amp factor.
 2. The emission levels that are 20dB below the official limit are not reported.

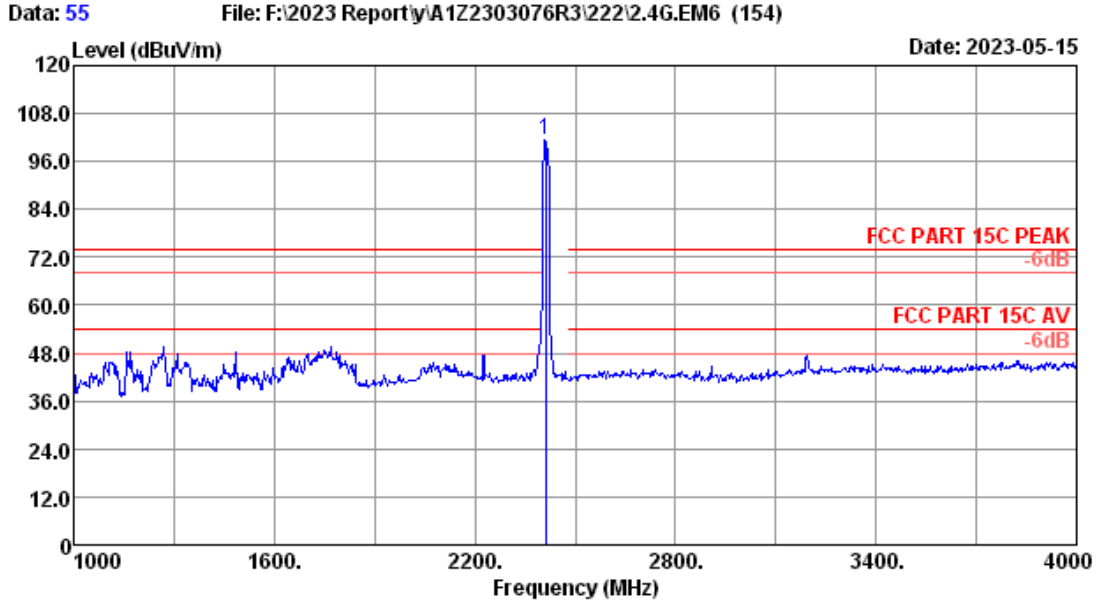


```

Site no.      : 3m Chamber           Data no.   : 54
Dis. / Ant.  : 3m 2022 MCTD1209-3006 Ant. pol.  : HORIZONTAL
Limit       : FCC PART 15C PEAK
Env. / Ins.  : 23.2*C/52.5%         Engineer   : nier
Test Mode    : 11b 2.4G 2462 MHz TX
:
:
    
```

No.	Freq. (MHz)	Ant. Factor (dB/m)	Cable Loss (dB)	Amp factor (dB)	Reading (dBuV)	Emission Level (dBuV/m)	Limits (dBuV/m)	Margin (dB)	Remark
1	2462.00	27.80	2.33	34.35	103.04	98.82	-----	-----	Peak

Remarks: 1. Emission Level= Antenna Factor + Cable Loss + Reading -Amp factor.
 2. The emission levels that are 20dB below the official limit are not reported.

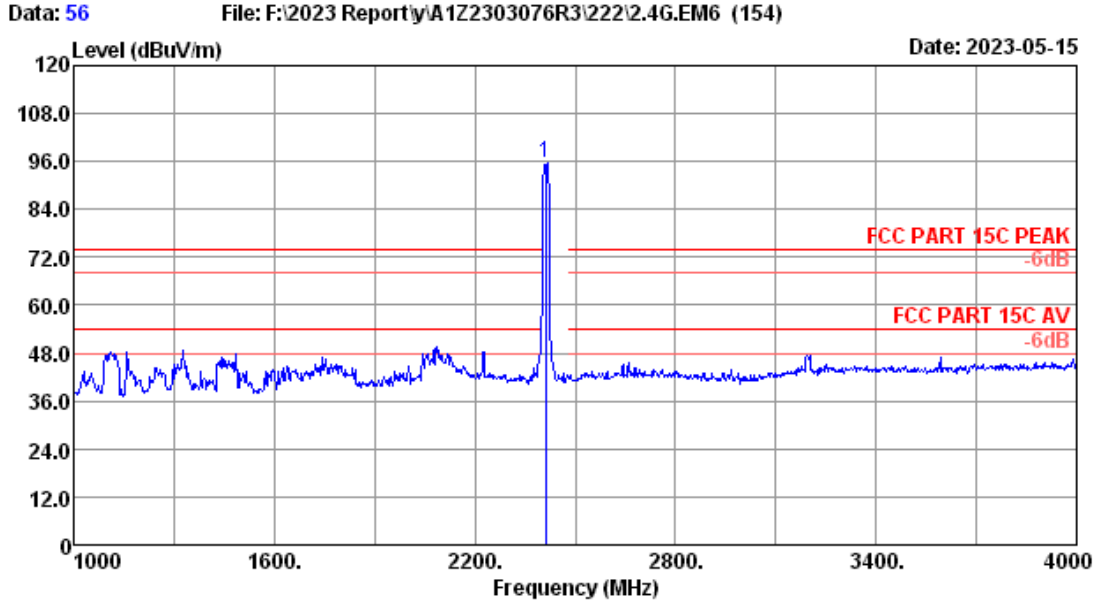


```

Site no.      : 3m Chamber           Data no.   : 55
Dis. / Ant.  : 3m 2022 MCTD1209-3006 Ant. pol.  : HORIZONTAL
Limit       : FCC PART 15C PEAK
Env. / Ins.  : 23.2*C/52.5%         Engineer   : nier
Test Mode    : 11g 2.4G 2412 MHz TX
:
:
    
```

No.	Freq. (MHz)	Ant. Factor (dB/m)	Cable Loss (dB)	Amp factor (dB)	Reading (dBuV)	Emission Level (dBuV/m)	Limits (dBuV/m)	Margin (dB)	Remark
1	2412.00	27.73	2.30	34.36	105.86	101.53	-----	-----	Peak

Remarks: 1. Emission Level= Antenna Factor + Cable Loss + Reading -Amp factor.
 2. The emission levels that are 20dB below the official limit are not reported.

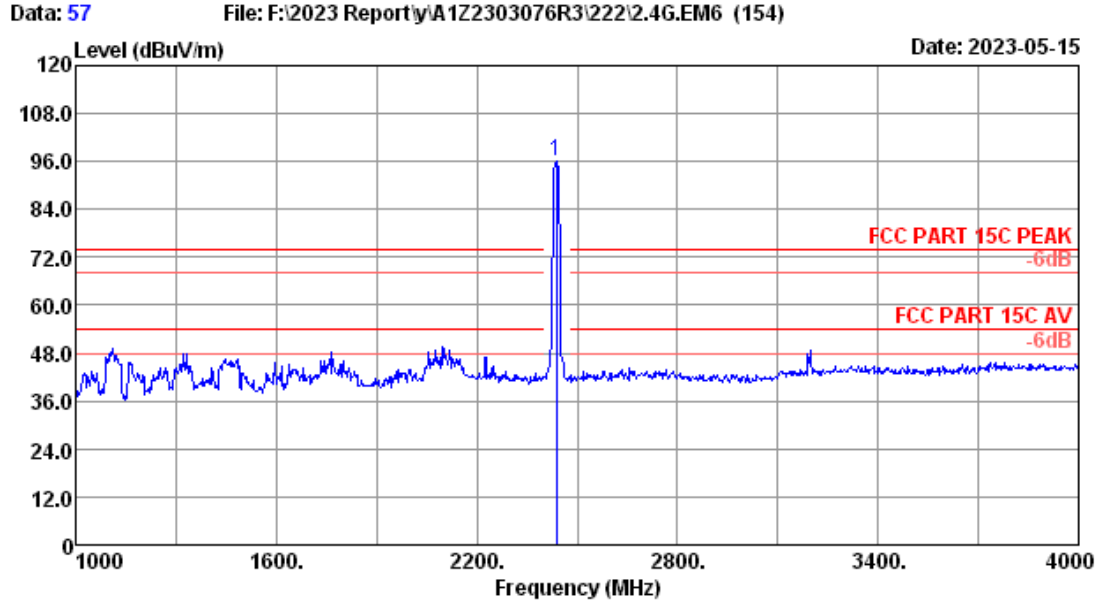


```

Site no.      : 3m Chamber           Data no.   : 56
Dis. / Ant.   : 3m 2022 MCTD1209-3006 Ant. pol.  : VERTICAL
Limit        : FCC PART 15C PEAK
Env. / Ins.   : 23.2*C/52.5%        Engineer   : nier
Test Mode    : 11g 2.4G 2412 MHz TX
:
:
    
```

No.	Freq. (MHz)	Ant. Factor (dB/m)	Cable Loss (dB)	Amp factor (dB)	Reading (dBUV)	Emission Level (dBUV/m)	Limits (dBUV/m)	Margin (dB)	Remark
1	2412.00	27.73	2.30	34.36	100.04	95.71	-----	-----	Peak

Remarks: 1. Emission Level= Antenna Factor + Cable Loss + Reading -Amp factor.
 2. The emission levels that are 20dB below the official limit are not reported.

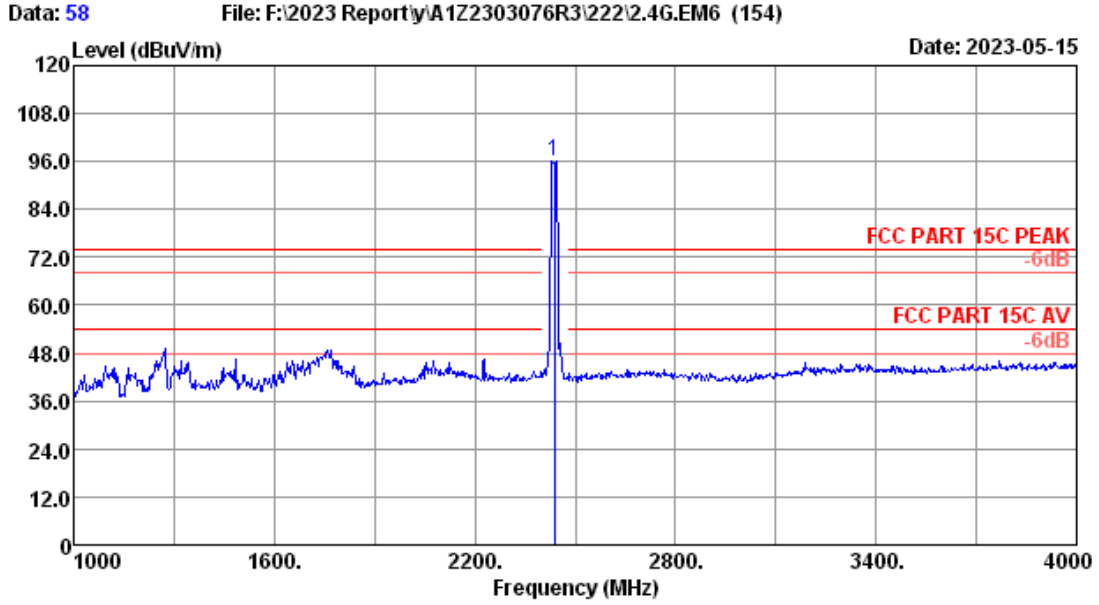


```

Site no.      : 3m Chamber           Data no.   : 57
Dis. / Ant.  : 3m 2022 MCTD1209-3006 Ant. pol.  : VERTICAL
Limit       : FCC PART 15C PEAK
Env. / Ins.  : 23.2*C/52.5%         Engineer   : nier
Test Mode    : 11g 2.4G 2437 MHz TX
:
:
    
```

No.	Freq. (MHz)	Ant. Factor (dB/m)	Cable Loss (dB)	Amp factor (dB)	Reading (dBuV)	Emission Level (dBuV/m)	Limits (dBuV/m)	Margin (dB)	Remark
1	2437.00	27.80	2.32	34.36	100.24	96.00	-----	-----	Peak

Remarks: 1. Emission Level= Antenna Factor + Cable Loss + Reading -Amp factor.
 2. The emission levels that are 20dB below the official limit are not reported.

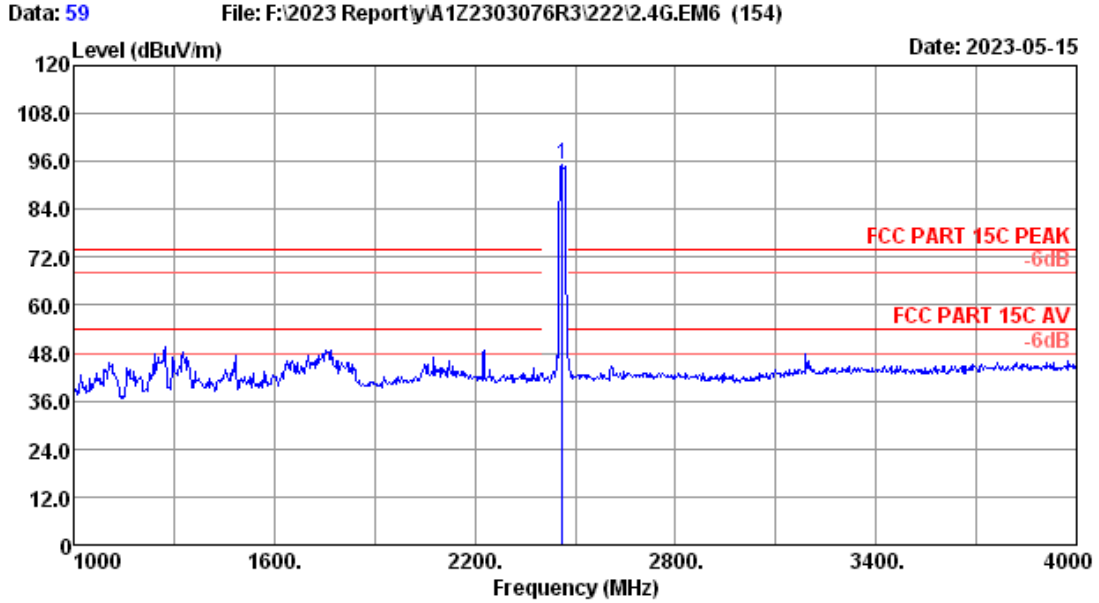


```

Site no.      : 3m Chamber           Data no.   : 58
Dis. / Ant.  : 3m 2022 MCTD1209-3006 Ant. pol.  : HORIZONTAL
Limit       : FCC PART 15C PEAK
Env. / Ins.  : 23.2*C/52.5%         Engineer   : nier
Test Mode    : 11g 2.4G 2437 MHz TX
:
:
    
```

No.	Freq. (MHz)	Ant. Factor (dB/m)	Cable Loss (dB)	Amp factor (dB)	Reading (dBUV)	Emission Level (dBUV/m)	Limits (dBUV/m)	Margin (dB)	Remark
1	2437.00	27.80	2.32	34.36	100.54	96.30	-----	-----	Peak

Remarks: 1. Emission Level= Antenna Factor + Cable Loss + Reading -Amp factor.
 2. The emission levels that are 20dB below the official limit are not reported.

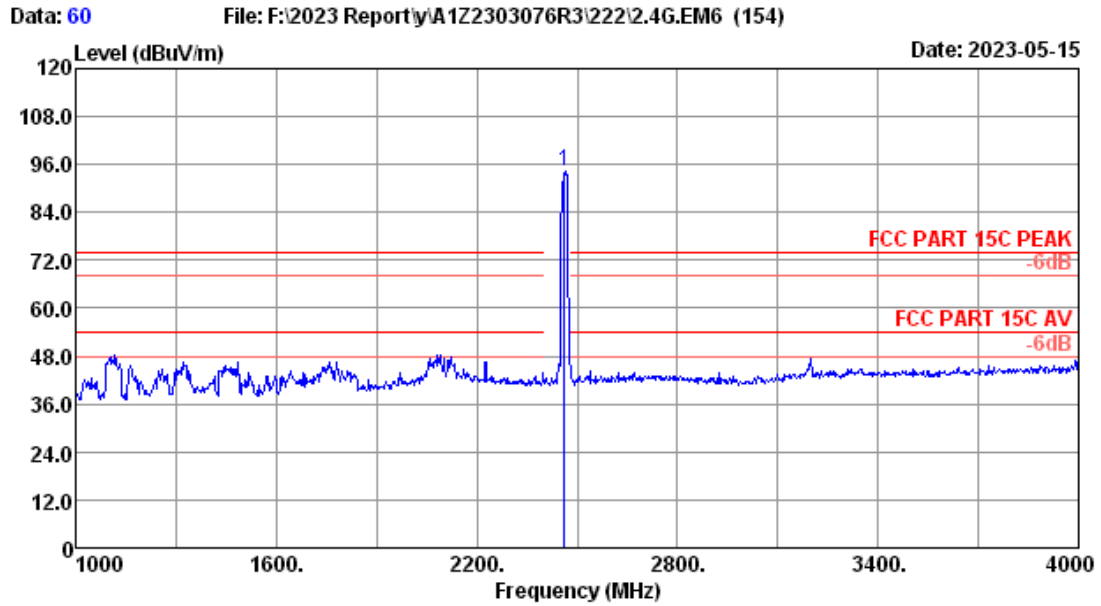


```

Site no.      : 3m Chamber           Data no.   : 59
Dis. / Ant.   : 3m 2022 MCTD1209-3006 Ant. pol.  : HORIZONTAL
Limit        : FCC PART 15C PEAK
Env. / Ins.   : 23.2*C/52.5%        Engineer   : nier
Test Mode     : 11g 2.4G 2462 MHz TX
                :
                :
    
```

No.	Freq. (MHz)	Ant. Factor (dB/m)	Cable Loss (dB)	Amp factor (dB)	Reading (dBUV)	Emission Level (dBUV/m)	Limits (dBUV/m)	Margin (dB)	Remark
1	2462.00	27.80	2.33	34.35	99.53	95.31	-----	-----	Peak

Remarks: 1. Emission Level= Antenna Factor + Cable Loss + Reading -Amp factor.
 2. The emission levels that are 20dB below the official limit are not reported.

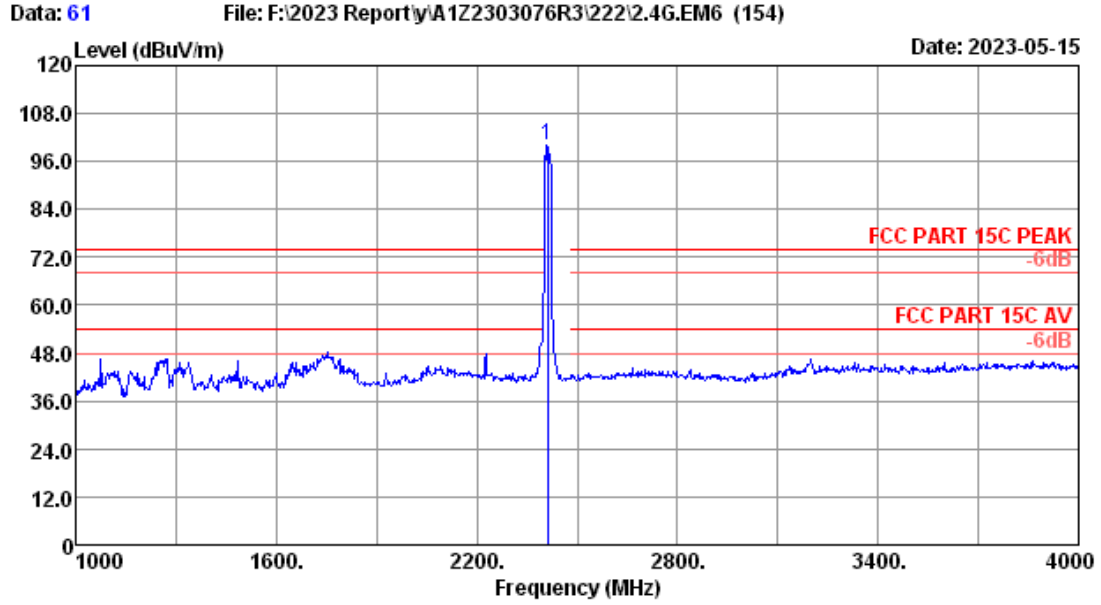


```

Site no.      : 3m Chamber           Data no.    : 60
Dis. / Ant.  : 3m 2022 MCTD1209-3006 Ant. pol.   : VERTICAL
Limit        : FCC PART 15C PEAK
Env. / Ins.  : 23.2*C/52.5%         Engineer    : nier
Test Mode    : 11g 2.4G 2462 MHz TX
:
:
    
```

No.	Freq. (MHz)	Ant. Factor (dB/m)	Cable Loss (dB)	Amp factor (dB)	Reading (dBUV)	Emission Level (dBUV/m)	Limits (dBUV/m)	Margin (dB)	Remark
1	2462.00	27.80	2.33	34.35	98.52	94.30	-----	-----	Peak

Remarks: 1. Emission Level= Antenna Factor + Cable Loss + Reading -Amp factor.
 2. The emission levels that are 20dB below the official limit are not reported.

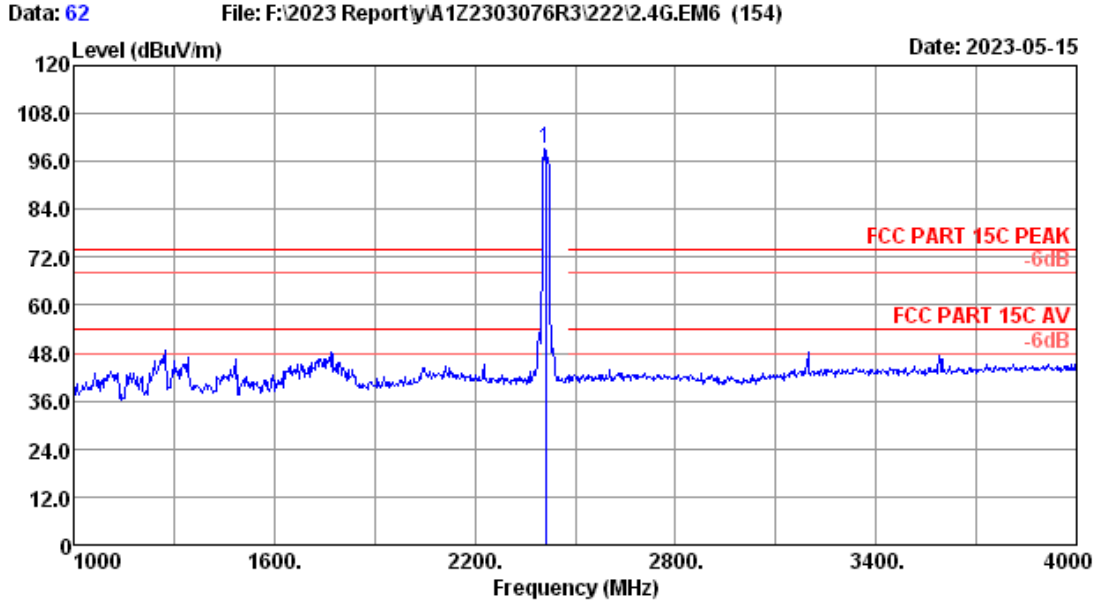


```

Site no.      : 3m Chamber           Data no.    : 61
Dis. / Ant.  : 3m 2022 MCTD1209-3006 Ant. pol.   : HORIZONTAL
Limit       : FCC PART 15C PEAK
Env. / Ins.  : 23.2*C/52.5%         Engineer    : nier
Test Mode    : 11n HT20 2.4G 2412 MHz TX
:
:
    
```

No.	Freq. (MHz)	Ant. Factor (dB/m)	Cable Loss (dB)	Amp factor (dB)	Reading (dBuV)	Emission Level (dBuV/m)	Limits (dBuV/m)	Margin (dB)	Remark
1	2412.00	27.73	2.30	34.36	104.44	100.11	-----	-----	Peak

Remarks: 1. Emission Level= Antenna Factor + Cable Loss + Reading -Amp factor.
 2. The emission levels that are 20dB below the official limit are not reported.

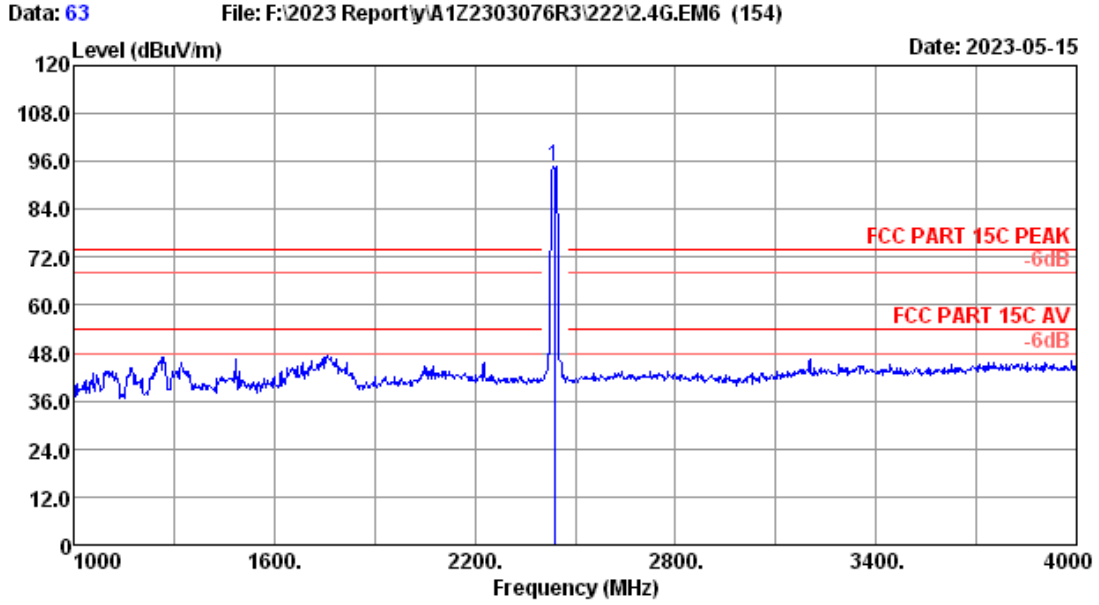


```

Site no.      : 3m Chamber           Data no.    : 62
Dis. / Ant.  : 3m 2022 MCTD1209-3006 Ant. pol.   : VERTICAL
Limit        : FCC PART 15C PEAK
Env. / Ins.  : 23.2*C/52.5%         Engineer    : nier
Test Mode    : 11n HT20 2.4G 2412 MHz TX
:
:
    
```

No.	Freq. (MHz)	Ant. Factor (dB/m)	Cable Loss (dB)	Amp factor (dB)	Reading (dBuV)	Emission Level (dBuV/m)	Limits (dBuV/m)	Margin (dB)	Remark
1	2412.00	27.73	2.30	34.36	103.37	99.04	-----	-----	Peak

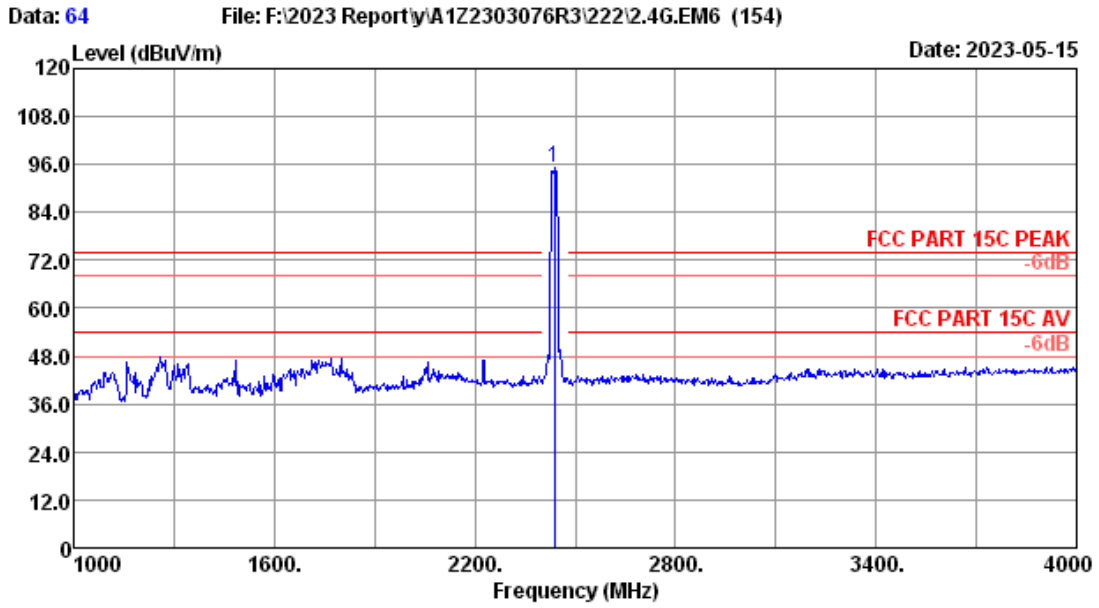
Remarks: 1. Emission Level= Antenna Factor + Cable Loss + Reading -Amp factor.
 2. The emission levels that are 20dB below the official limit are not reported.



Site no. : 3m Chamber Data no. : 63
 Dis. / Ant. : 3m 2022 MCTD1209-3006 Ant. pol. : VERTICAL
 Limit : FCC PART 15C PEAK
 Env. / Ins. : 23.2*C/52.5% Engineer : nier
 Test Mode : 11n HT20 2.4G 2437 MHz TX
 :
 :

No.	Freq. (MHz)	Ant. Factor (dB/m)	Cable Loss (dB)	Amp factor (dB)	Reading (dBUV)	Emission Level (dBUV/m)	Limits (dBUV/m)	Margin (dB)	Remark
1	2437.00	27.80	2.32	34.36	98.93	94.69	-----	-----	Peak

Remarks: 1. Emission Level= Antenna Factor + Cable Loss + Reading - Amp factor.
 2. The emission levels that are 20dB below the official limit are not reported.

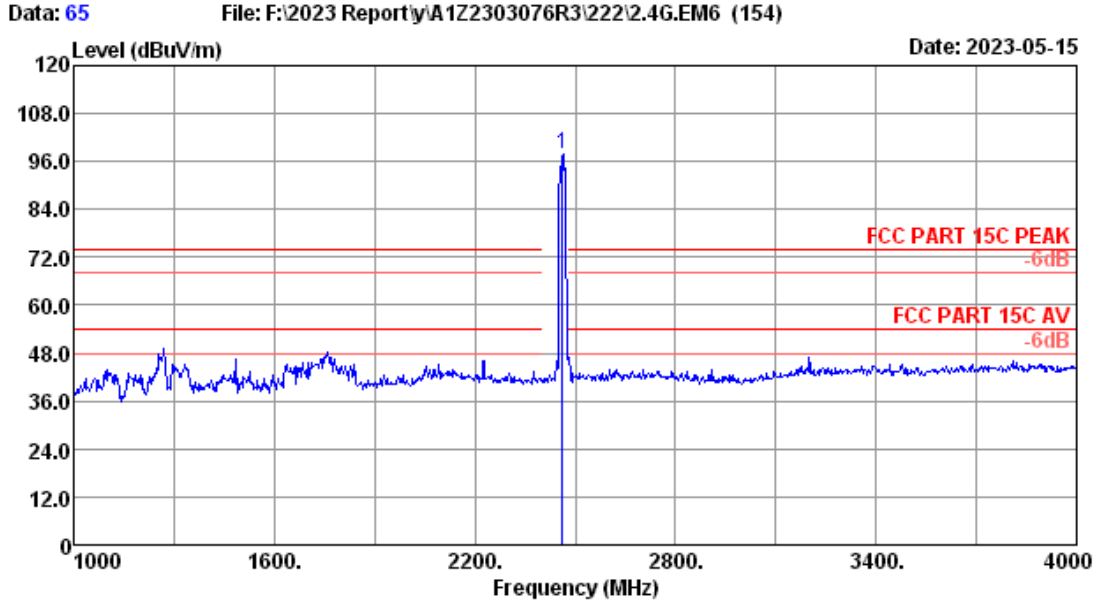


```

Site no.      : 3m Chamber           Data no.   : 64
Dis. / Ant.  : 3m 2022 MCTD1209-3006 Ant. pol.  : HORIZONTAL
Limit       : FCC PART 15C PEAK
Env. / Ins.  : 23.2*C/52.5%         Engineer   : nier
Test Mode    : 11n HT20 2.4G 2437 MHz TX
:
:
    
```

No.	Freq. (MHz)	Ant. Factor (dB/m)	Cable Loss (dB)	Amp factor (dB)	Reading (dBUV)	Emission Level (dBUV/m)	Limits (dBUV/m)	Margin (dB)	Remark
1	2437.00	27.80	2.32	34.36	99.45	95.21	-----	-----	Peak

Remarks: 1. Emission Level= Antenna Factor + Cable Loss + Reading -Amp factor.
 2. The emission levels that are 20dB below the official limit are not reported.

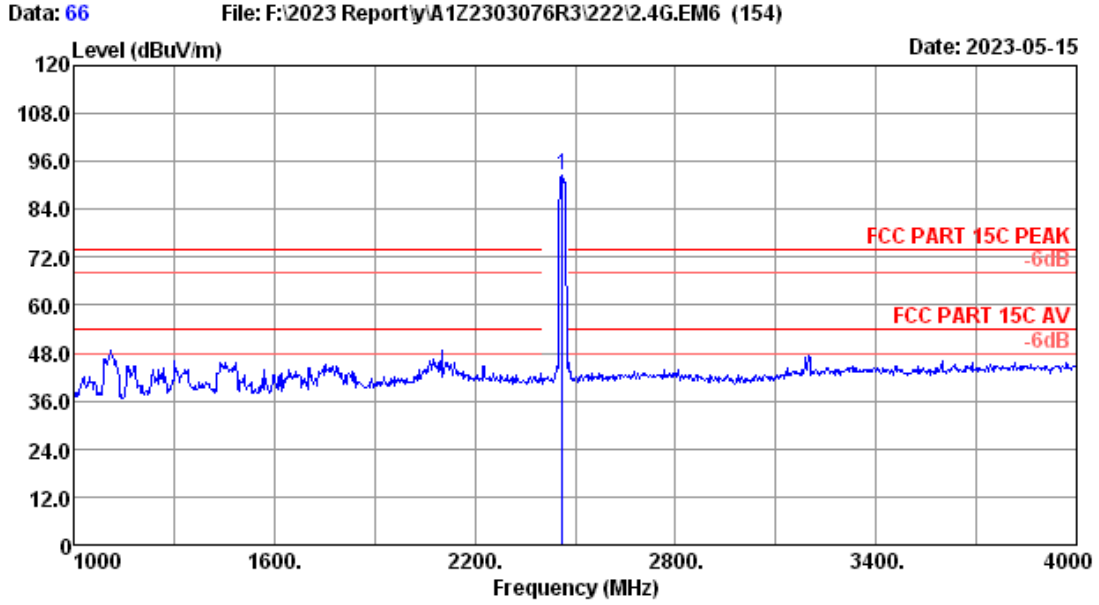


```

Site no.      : 3m Chamber           Data no.   : 65
Dis. / Ant.  : 3m 2022 MCTD1209-3006 Ant. pol.  : HORIZONTAL
Limit       : FCC PART 15C PEAK
Env. / Ins.  : 23.2*C/52.5%         Engineer   : nier
Test Mode    : 11n HT20 2.4G 2462 MHz TX
:
:
    
```

No.	Freq. (MHz)	Ant. Factor (dB/m)	Cable Loss (dB)	Amp factor (dB)	Reading (dBuV)	Emission Level (dBuV/m)	Limits (dBuV/m)	Margin (dB)	Remark
1	2462.00	27.80	2.33	34.35	102.02	97.80	-----	-----	Peak

Remarks: 1. Emission Level= Antenna Factor + Cable Loss + Reading -Amp factor.
 2. The emission levels that are 20dB below the official limit are not reported.

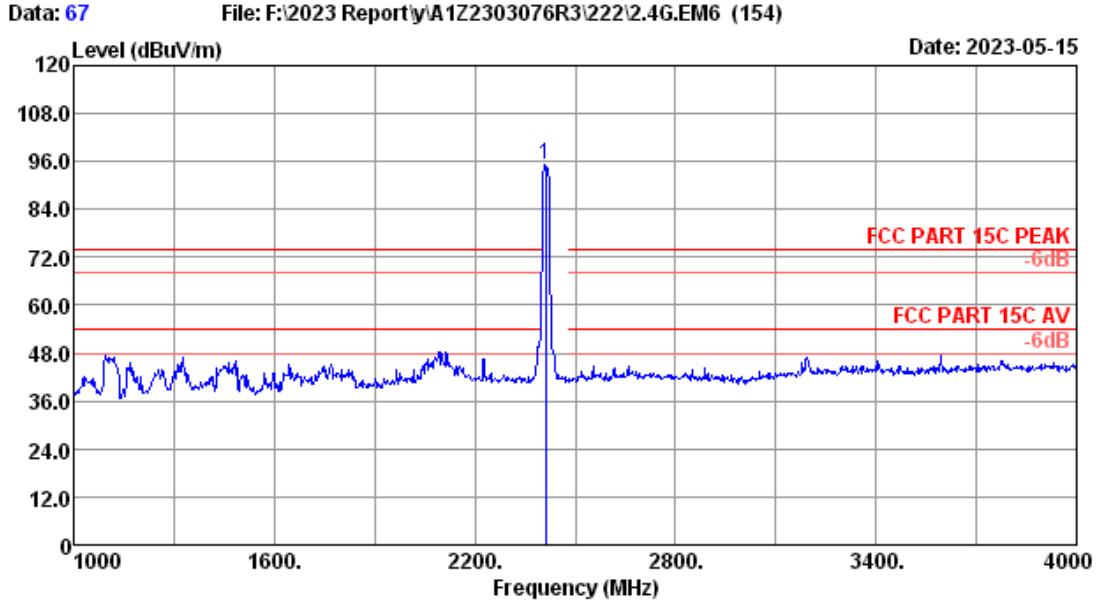


```

Site no.      : 3m Chamber           Data no.    : 66
Dis. / Ant.  : 3m 2022 MCTD1209-3006 Ant. pol.   : VERTICAL
Limit        : FCC PART 15C PEAK
Env. / Ins.  : 23.2*C/52.5%         Engineer    : nier
Test Mode    : 11n HT20 2.4G 2462 MHz TX
:
:
    
```

No.	Freq. (MHz)	Ant. Factor (dB/m)	Cable Loss (dB)	Amp factor (dB)	Reading (dBUV)	Emission Level (dBUV/m)	Limits (dBUV/m)	Margin (dB)	Remark
1	2462.00	27.80	2.33	34.35	96.82	92.60	-----	-----	Peak

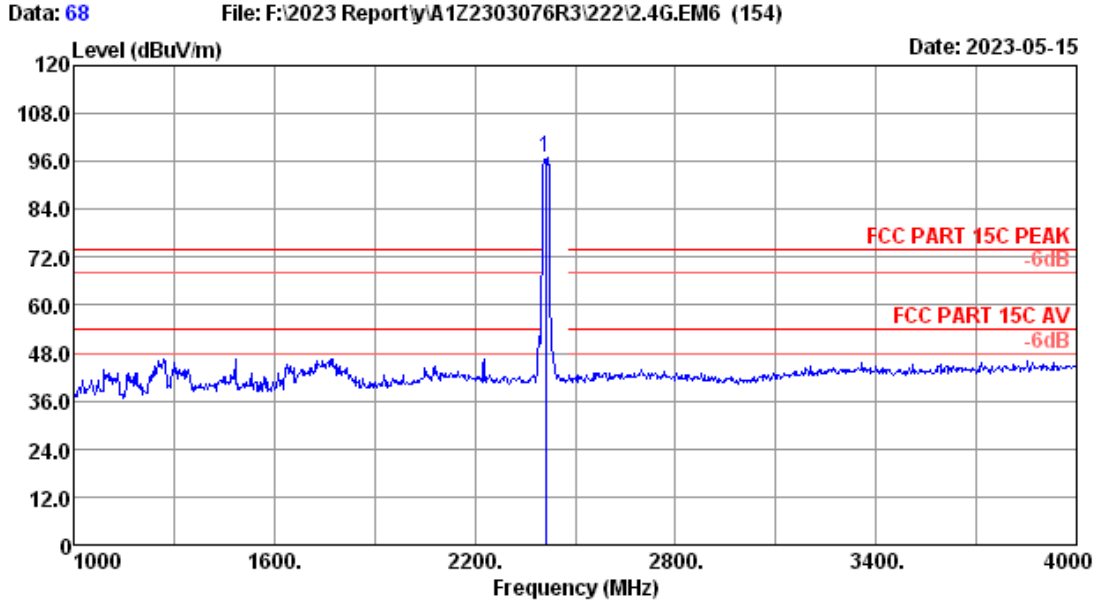
Remarks: 1. Emission Level= Antenna Factor + Cable Loss + Reading -Amp factor.
 2. The emission levels that are 20dB below the official limit are not reported.



Site no. : 3m Chamber Data no. : 67
 Dis. / Ant. : 3m 2022 MCTD1209-3006 Ant. pol. : VERTICAL
 Limit : FCC PART 15C PEAK
 Env. / Ins. : 23.2*C/52.5% Engineer : nier
 Test Mode : 11ax HE20 2.4G 2412 MHz TX
 :
 :

No.	Freq. (MHz)	Ant. Factor (dB/m)	Cable Loss (dB)	Amp factor (dB)	Reading (dBUV)	Emission Level (dBUV/m)	Limits (dBUV/m)	Margin (dB)	Remark
1	2412.00	27.73	2.30	34.36	99.44	95.11	-----	-----	Peak

Remarks: 1. Emission Level= Antenna Factor + Cable Loss + Reading -Amp factor.
 2. The emission levels that are 20dB below the official limit are not reported.

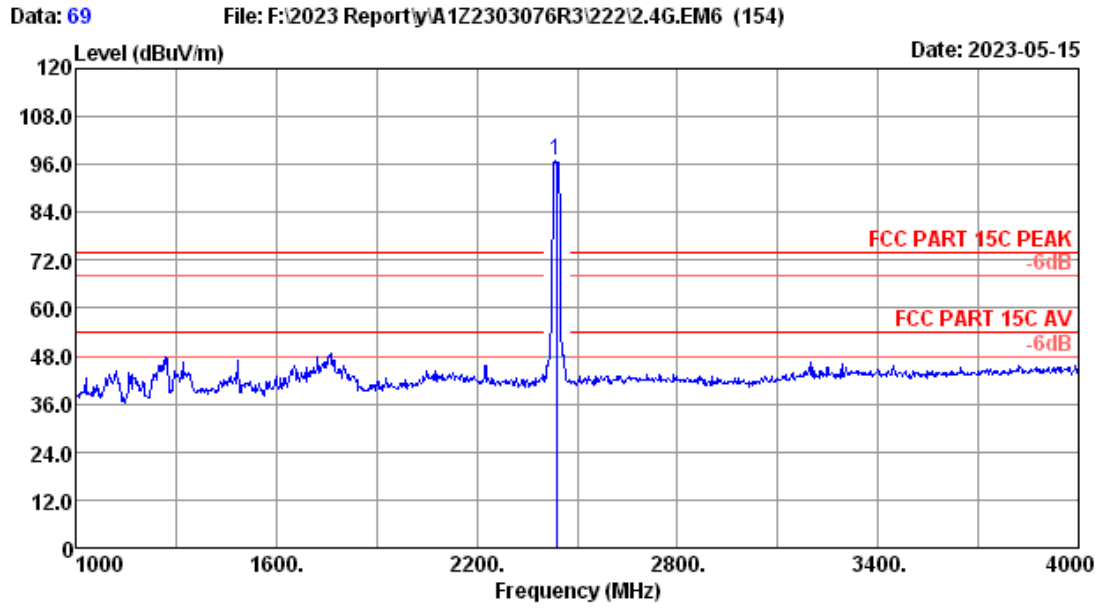


```

Site no.      : 3m Chamber           Data no.   : 68
Dis. / Ant.  : 3m 2022 MCTD1209-3006 Ant. pol.  : HORIZONTAL
Limit       : FCC PART 15C PEAK
Env. / Ins.  : 23.2*C/52.5%         Engineer   : nier
Test Mode    : 11ax HE20 2.4G 2412 MHz TX
:
:
    
```

No.	Freq. (MHz)	Ant. Factor (dB/m)	Cable Loss (dB)	Amp factor (dB)	Reading (dBuV)	Emission Level (dBuV/m)	Limits (dBuV/m)	Margin (dB)	Remark
1	2412.00	27.73	2.30	34.36	101.27	96.94	-----	-----	Peak

Remarks: 1. Emission Level= Antenna Factor + Cable Loss + Reading -Amp factor.
 2. The emission levels that are 20dB below the official limit are not reported.

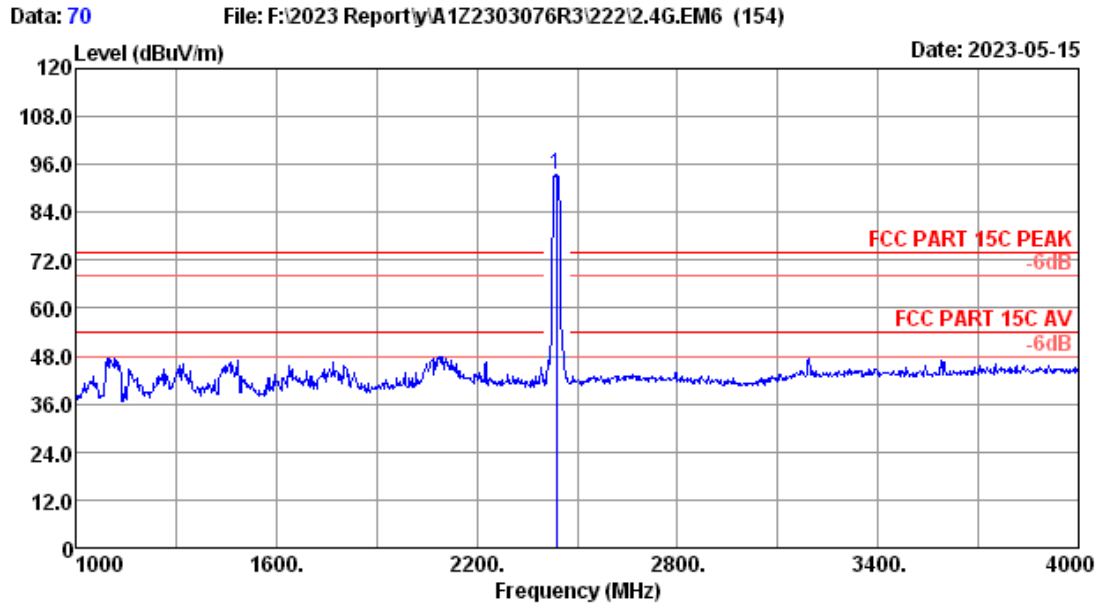


```

Site no.      : 3m Chamber           Data no.   : 69
Dis. / Ant.  : 3m 2022 MCTD1209-3006 Ant. pol.  : HORIZONTAL
Limit       : FCC PART 15C PEAK
Env. / Ins.  : 23.2*C/52.5%         Engineer   : nier
Test Mode    : 11ax HE20 2.4G 2437 MHz TX
:
:
    
```

No.	Freq. (MHz)	Ant. Factor (dB/m)	Cable Loss (dB)	Amp factor (dB)	Reading (dBuV)	Emission Level (dBuV/m)	Limits (dBuV/m)	Margin (dB)	Remark
1	2437.00	27.80	2.32	34.36	101.12	96.88	-----	-----	Peak

Remarks: 1. Emission Level= Antenna Factor + Cable Loss + Reading -Amp factor.
 2. The emission levels that are 20dB below the official limit are not reported.

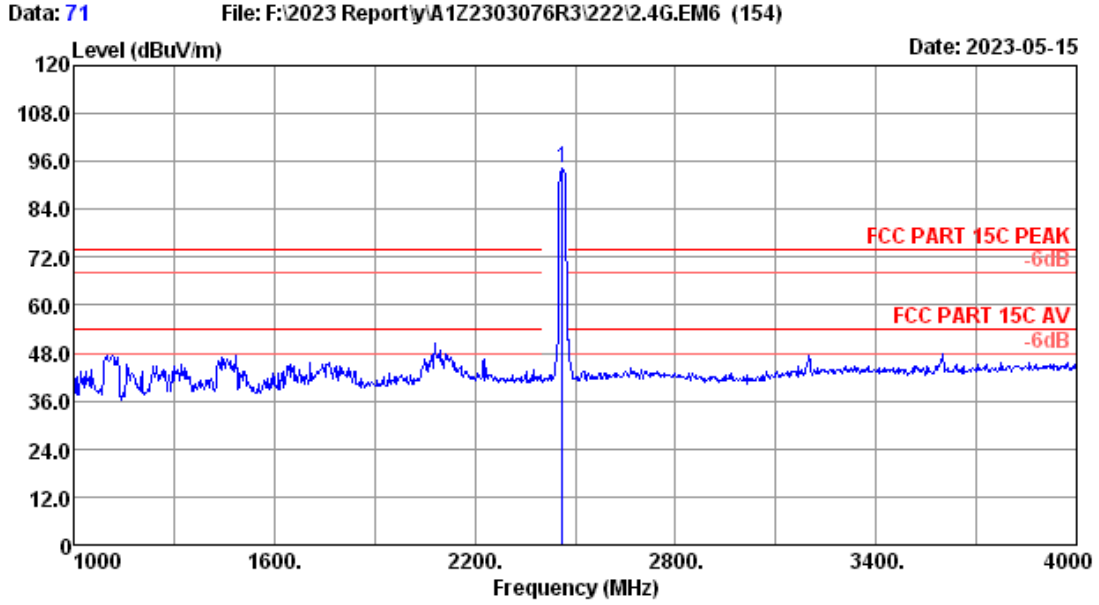


```

Site no.      : 3m Chamber           Data no.   : 70
Dis. / Ant.  : 3m 2022 MCTD1209-3006 Ant. pol.  : VERTICAL
Limit       : FCC PART 15C PEAK
Env. / Ins.  : 23.2*C/52.5%         Engineer   : nier
Test Mode    : 11ax HE20 2.4G 2437 MHz TX
:
:
    
```

No.	Freq. (MHz)	Ant. Factor (dB/m)	Cable Loss (dB)	Amp factor (dB)	Reading (dBUV)	Emission Level (dBUV/m)	Limits (dBUV/m)	Margin (dB)	Remark
1	2437.00	27.80	2.32	34.36	97.49	93.25	-----	-----	Peak

Remarks: 1. Emission Level= Antenna Factor + Cable Loss + Reading -Amp factor.
 2. The emission levels that are 20dB below the official limit are not reported.

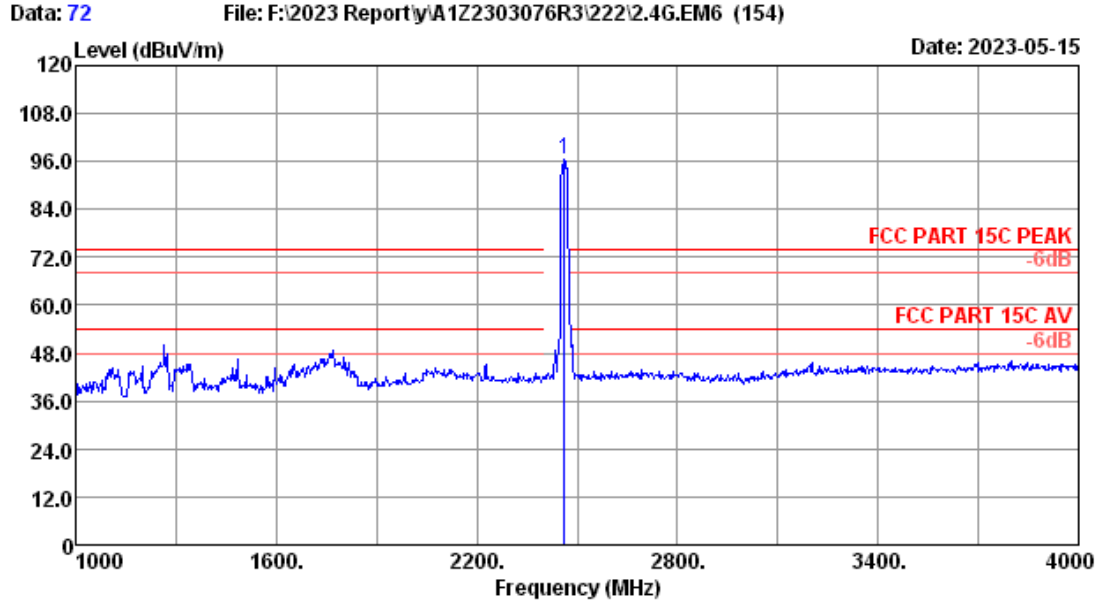


```

Site no.      : 3m Chamber           Data no.   : 71
Dis. / Ant.  : 3m 2022 MCTD1209-3006 Ant. pol.  : VERTICAL
Limit       : FCC PART 15C PEAK
Env. / Ins.  : 23.2*C/52.5%         Engineer   : nier
Test Mode    : 11ax HE20 2.4G 2462 MHz TX
:
:
    
```

No.	Freq. (MHz)	Ant. Factor (dB/m)	Cable Loss (dB)	Amp factor (dB)	Reading (dBuV)	Emission Level (dBuV/m)	Limits (dBuV/m)	Margin (dB)	Remark
1	2462.00	27.80	2.33	34.35	98.39	94.17	-----	-----	Peak

Remarks: 1. Emission Level= Antenna Factor + Cable Loss + Reading -Amp factor.
 2. The emission levels that are 20dB below the official limit are not reported.

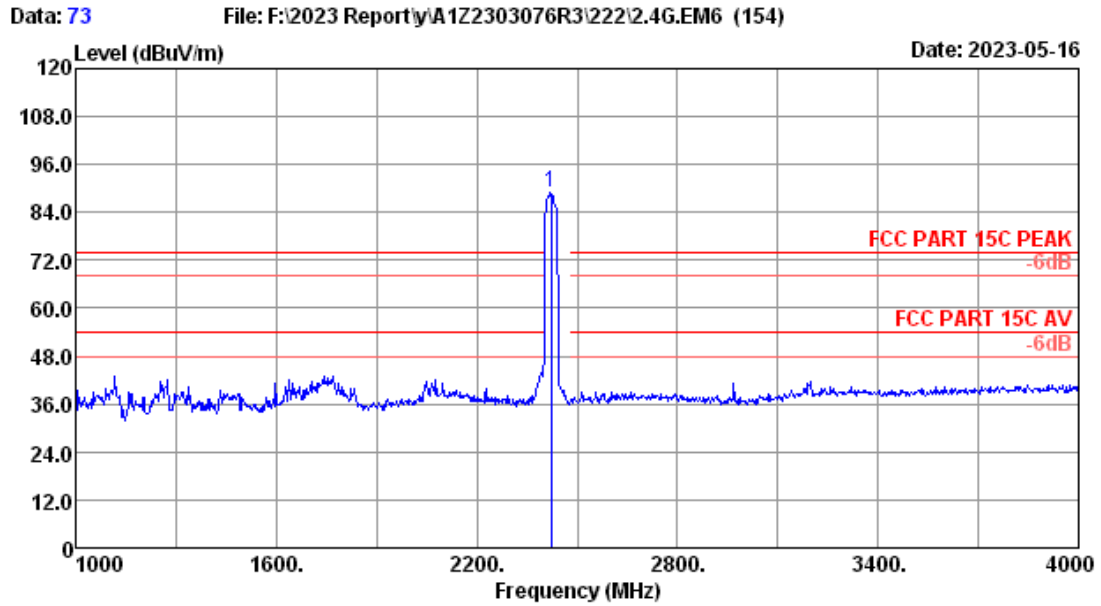


```

Site no.      : 3m Chamber           Data no.   : 72
Dis. / Ant.  : 3m 2022 MCTD1209-3006 Ant. pol.  : HORIZONTAL
Limit       : FCC PART 15C PEAK
Env. / Ins.  : 23.2*C/52.5%         Engineer   : nier
Test Mode    : 11ax HE20 2.4G 2462 MHz TX
:
:
    
```

No.	Freq. (MHz)	Ant. Factor (dB/m)	Cable Loss (dB)	Amp factor (dB)	Reading (dBUV)	Emission Level (dBUV/m)	Limits (dBUV/m)	Margin (dB)	Remark
1	2462.00	27.80	2.33	34.35	100.89	96.67	-----	-----	Peak

Remarks: 1. Emission Level= Antenna Factor + Cable Loss + Reading -Amp factor.
 2. The emission levels that are 20dB below the official limit are not reported.

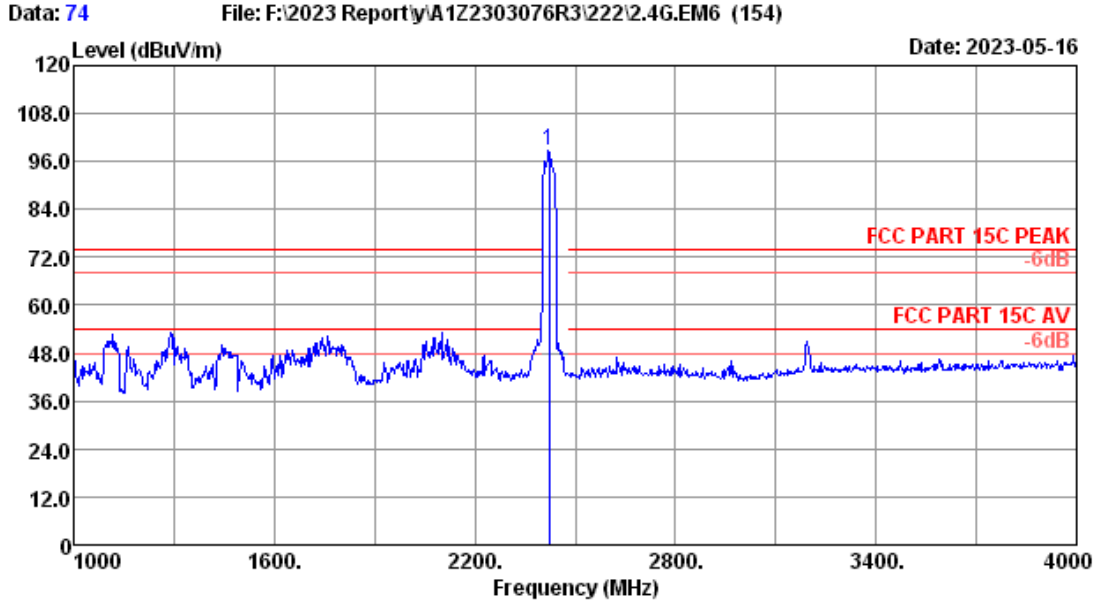


```

Site no.      : 3m Chamber           Data no.   : 73
Dis. / Ant.  : 3m 2022 MCTD1209-3006 Ant. pol.  : HORIZONTAL
Limit       : FCC PART 15C PEAK
Env. / Ins.  : 23.2*C/52.5%         Engineer   : nier
Test Mode    : 11n HE40 2.4G 2422 MHz TX
:
:
    
```

No.	Freq. (MHz)	Ant. Factor (dB/m)	Cable Loss (dB)	Amp factor (dB)	Reading (dBUV)	Emission Level (dBUV/m)	Limits (dBUV/m)	Margin (dB)	Remark
1	2422.00	27.77	2.31	34.36	93.38	89.10	-----	-----	Peak

Remarks: 1. Emission Level= Antenna Factor + Cable Loss + Reading -Amp factor.
 2. The emission levels that are 20dB below the official limit are not reported.

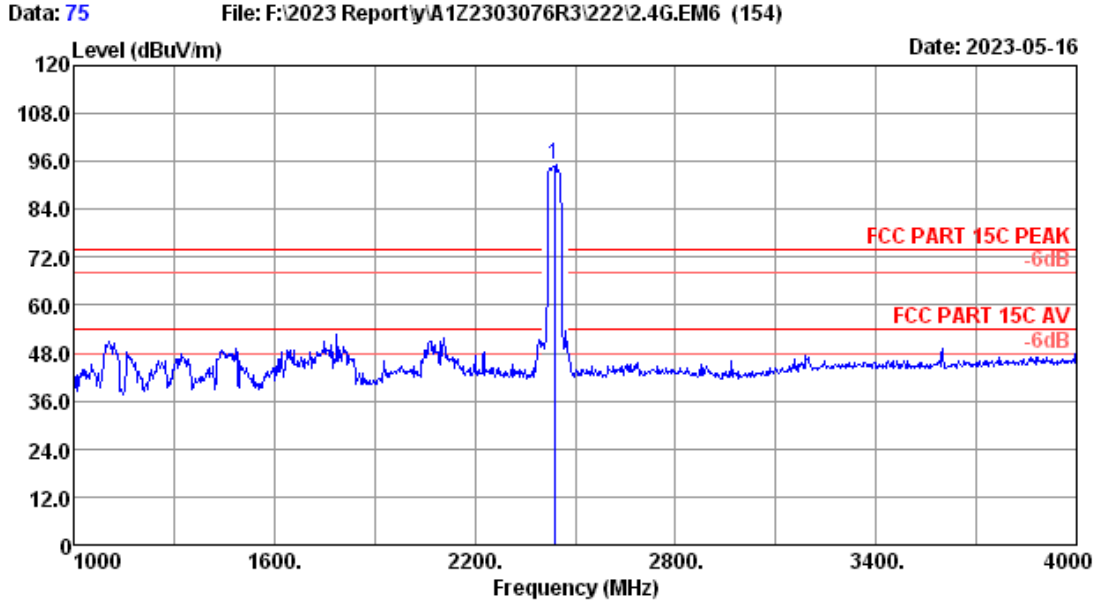


```

Site no.      : 3m Chamber           Data no.   : 74
Dis. / Ant.  : 3m 2022 MCTD1209-3006 Ant. pol.  : VERTICAL
Limit       : FCC PART 15C PEAK
Env. / Ins.  : 23.2*C/52.5%         Engineer   : nier
Test Mode    : 11n HE40 2.4G 2422 MHz TX
:
:
    
```

No.	Freq. (MHz)	Ant. Factor (dB/m)	Cable Loss (dB)	Amp factor (dB)	Reading (dBuV)	Emission Level (dBuV/m)	Limits (dBuV/m)	Margin (dB)	Remark
1	2422.00	27.77	2.31	34.36	102.85	98.57	-----	-----	Peak

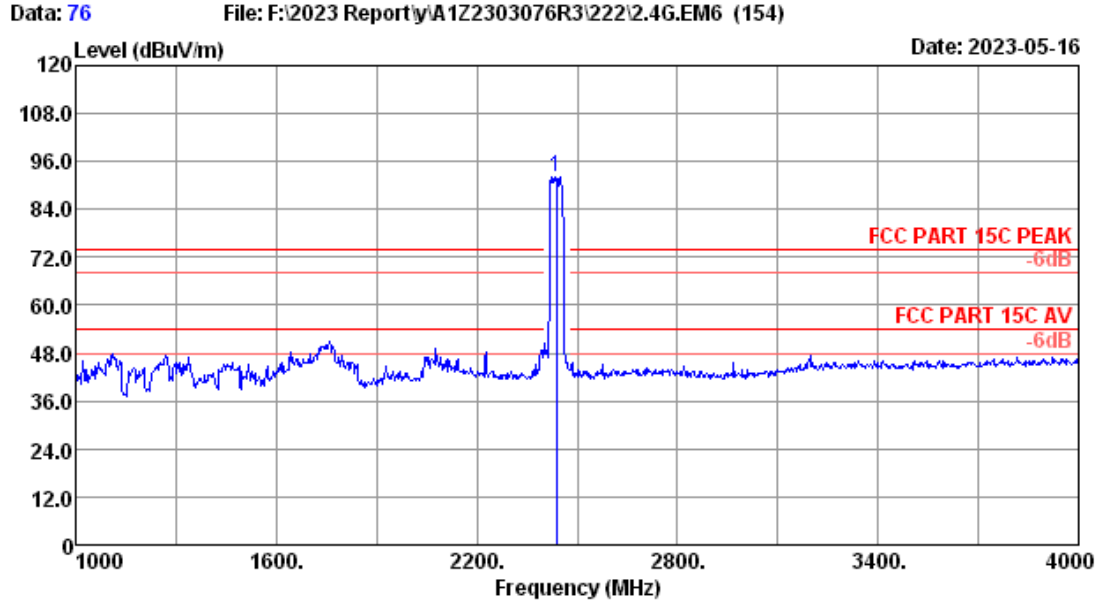
Remarks: 1. Emission Level= Antenna Factor + Cable Loss + Reading -Amp factor.
 2. The emission levels that are 20dB below the official limit are not reported.



Site no. : 3m Chamber Data no. : 75
 Dis. / Ant. : 3m 2022 MCTD1209-3006 Ant. pol. : VERTICAL
 Limit : FCC PART 15C PEAK
 Env. / Ins. : 23.2*C/52.5% Engineer : nier
 Test Mode : 11n HE40 2.4G 2437 MHz TX
 :
 :

No.	Freq. (MHz)	Ant. Factor (dB/m)	Cable Loss (dB)	Amp factor (dB)	Reading (dBuV)	Emission Level (dBuV/m)	Limits (dBuV/m)	Margin (dB)	Remark
1	2437.00	27.80	2.32	34.36	99.35	95.11	-----	-----	Peak

Remarks: 1. Emission Level= Antenna Factor + Cable Loss + Reading -Amp factor.
 2. The emission levels that are 20dB below the official limit are not reported.

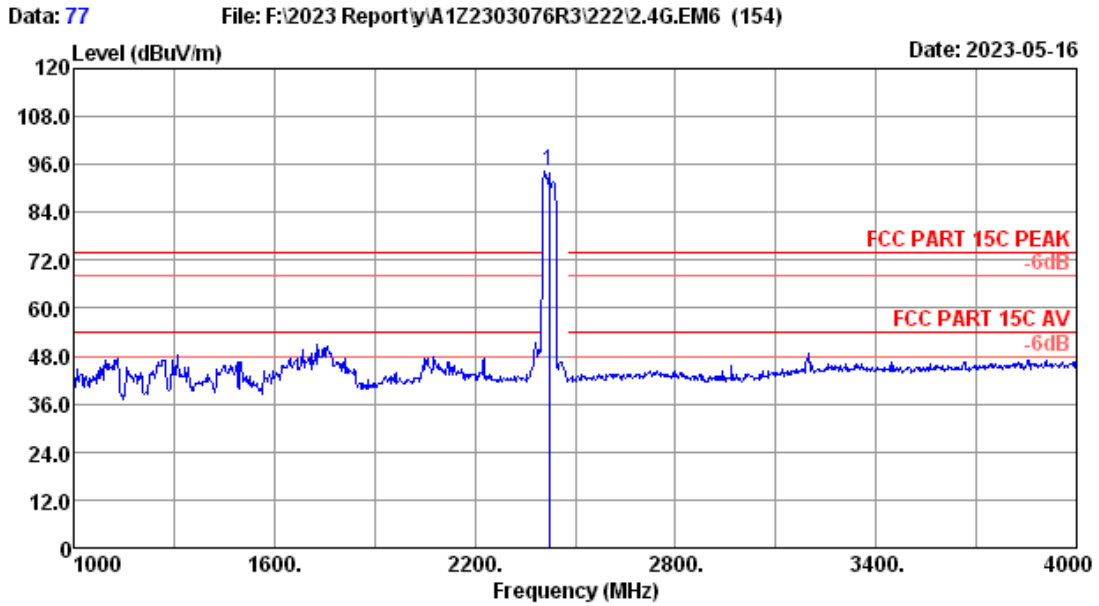


```

Site no.      : 3m Chamber           Data no.   : 76
Dis. / Ant.  : 3m 2022 MCTD1209-3006 Ant. pol.  : HORIZONTAL
Limit       : FCC PART 15C PEAK
Env. / Ins.  : 23.2*C/52.5%         Engineer   : nier
Test Mode    : 11n HE40 2.4G 2437 MHz TX
:
:
    
```

No.	Freq. (MHz)	Ant. Factor (dB/m)	Cable Loss (dB)	Amp factor (dB)	Reading (dBuV)	Emission Level (dBuV/m)	Limits (dBuV/m)	Margin (dB)	Remark
1	2437.00	27.80	2.32	34.36	96.42	92.18	-----	-----	Peak

Remarks: 1. Emission Level= Antenna Factor + Cable Loss + Reading -Amp factor.
 2. The emission levels that are 20dB below the official limit are not reported.

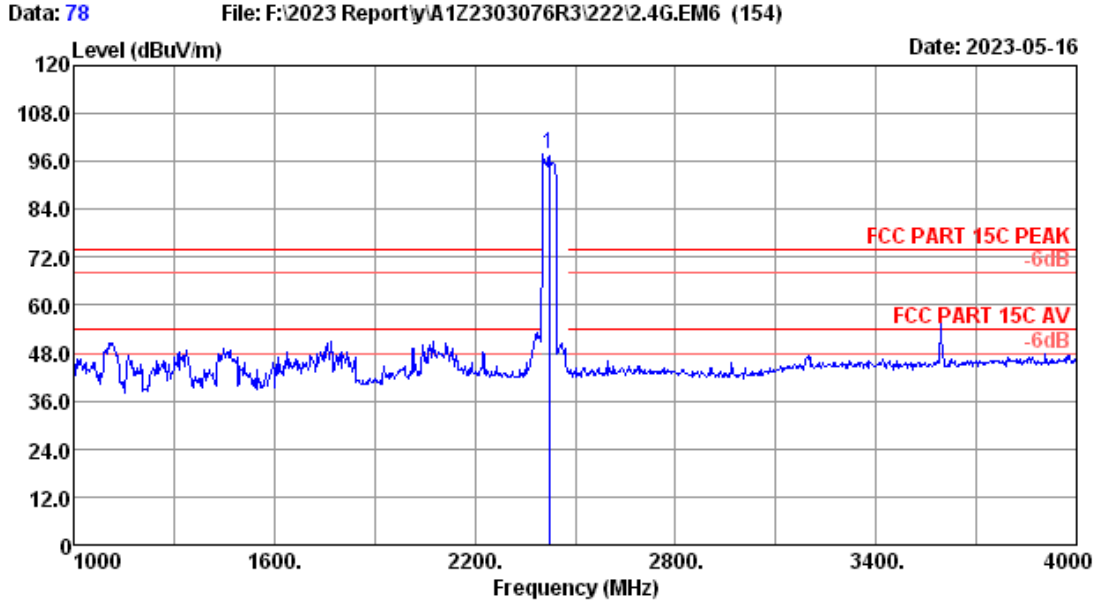


```

Site no.      : 3m Chamber           Data no.    : 77
Dis. / Ant.  : 3m 2022 MCTD1209-3006 Ant. pol.   : HORIZONTAL
Limit       : FCC PART 15C PEAK
Env. / Ins.  : 23.2*C/52.5%         Engineer    : nier
Test Mode    : 11ax HE40 2.4G 2422 MHz TX
:
:
    
```

No.	Freq. (MHz)	Ant. Factor (dB/m)	Cable Loss (dB)	Amp factor (dB)	Reading (dBuV)	Emission Level (dBuV/m)	Limits (dBuV/m)	Margin (dB)	Remark
1	2422.00	27.77	2.31	34.36	98.38	94.10	-----	-----	Peak

Remarks: 1. Emission Level= Antenna Factor + Cable Loss + Reading -Amp factor.
 2. The emission levels that are 20dB below the official limit are not reported.

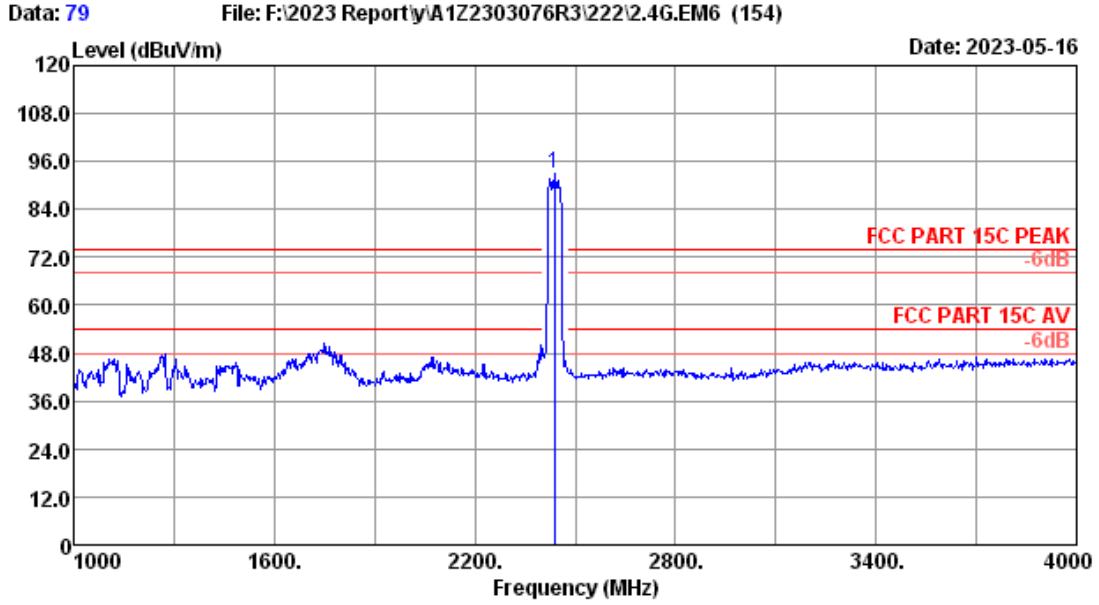


```

Site no.      : 3m Chamber           Data no.   : 78
Dis. / Ant.  : 3m 2022 MCTD1209-3006 Ant. pol.  : VERTICAL
Limit       : FCC PART 15C PEAK
Env. / Ins.  : 23.2*C/52.5%         Engineer   : nier
Test Mode    : 11ax HE40 2.4G 2422 MHz TX
:
:
    
```

No.	Freq. (MHz)	Ant. Factor (dB/m)	Cable Loss (dB)	Amp factor (dB)	Reading (dBuV)	Emission Level (dBuV/m)	Limits (dBuV/m)	Margin (dB)	Remark
1	2422.00	27.77	2.31	34.36	102.26	97.98	-----	-----	Peak

Remarks: 1. Emission Level= Antenna Factor + Cable Loss + Reading -Amp factor.
 2. The emission levels that are 20dB below the official limit are not reported.

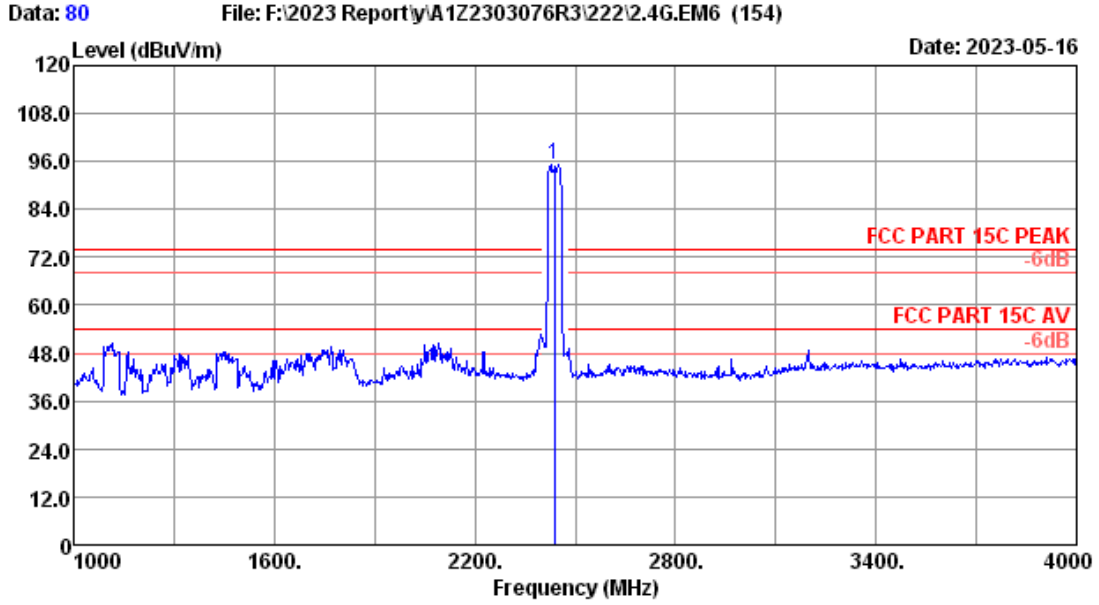


```

Site no.      : 3m Chamber           Data no.   : 79
Dis. / Ant.  : 3m 2022 MCTD1209-3006 Ant. pol.  : HORIZONTAL
Limit        : FCC PART 15C PEAK
Env. / Ins.  : 23.2*C/52.5%         Engineer   : nier
Test Mode    : 11ax HE40 2.4G 2437 MHz TX
:
:
    
```

No.	Freq. (MHz)	Ant. Factor (dB/m)	Cable Loss (dB)	Amp factor (dB)	Reading (dBUV)	Emission Level (dBUV/m)	Limits (dBUV/m)	Margin (dB)	Remark
1	2437.00	27.80	2.32	34.36	97.20	92.96	-----	-----	Peak

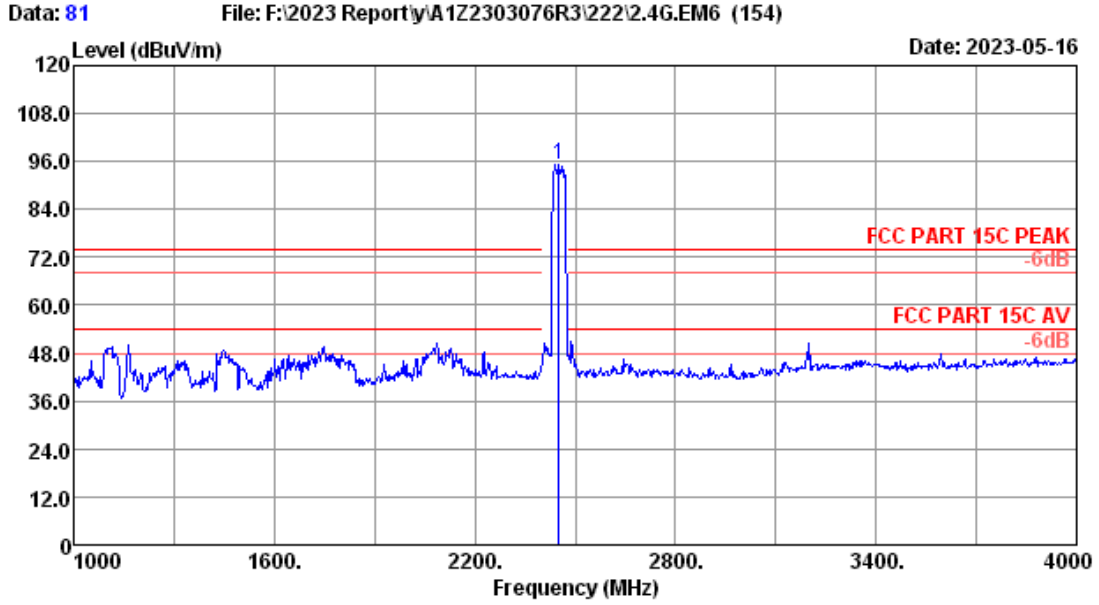
Remarks: 1. Emission Level= Antenna Factor + Cable Loss + Reading -Amp factor.
 2. The emission levels that are 20dB below the official limit are not reported.



Site no. : 3m Chamber Data no. : 80
 Dis. / Ant. : 3m 2022 MCTD1209-3006 Ant. pol. : VERTICAL
 Limit : FCC PART 15C PEAK
 Env. / Ins. : 23.2*C/52.5% Engineer : nier
 Test Mode : 11ax HE40 2.4G 2437 MHz TX
 :
 :

No.	Freq. (MHz)	Ant. Factor (dB/m)	Cable Loss (dB)	Amp factor (dB)	Reading (dBUV)	Emission Level (dBUV/m)	Limits (dBUV/m)	Margin (dB)	Remark
1	2437.00	27.80	2.32	34.36	99.31	95.07	-----	-----	Peak

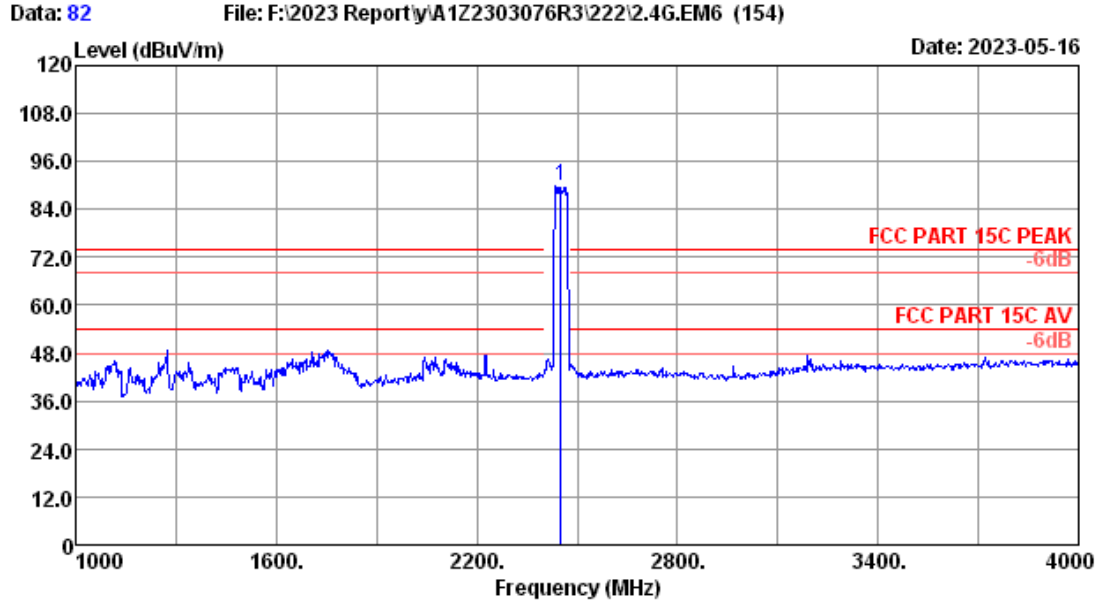
Remarks: 1. Emission Level= Antenna Factor + Cable Loss + Reading - Amp factor.
 2. The emission levels that are 20dB below the official limit are not reported.



Site no. : 3m Chamber Data no. : 81
 Dis. / Ant. : 3m 2022 MCTD1209-3006 Ant. pol. : VERTICAL
 Limit : FCC PART 15C PEAK
 Env. / Ins. : 23.2*C/52.5% Engineer : nier
 Test Mode : 11ax HE40 2.4G 2452 MHz TX
 :
 :

No.	Freq. (MHz)	Ant. Factor (dB/m)	Cable Loss (dB)	Amp factor (dB)	Reading (dBuV)	Emission Level (dBuV/m)	Limits (dBuV/m)	Margin (dB)	Remark
1	2452.00	27.80	2.32	34.35	99.62	95.39	-----	-----	Peak

Remarks: 1. Emission Level= Antenna Factor + Cable Loss + Reading -Amp factor.
 2. The emission levels that are 20dB below the official limit are not reported.

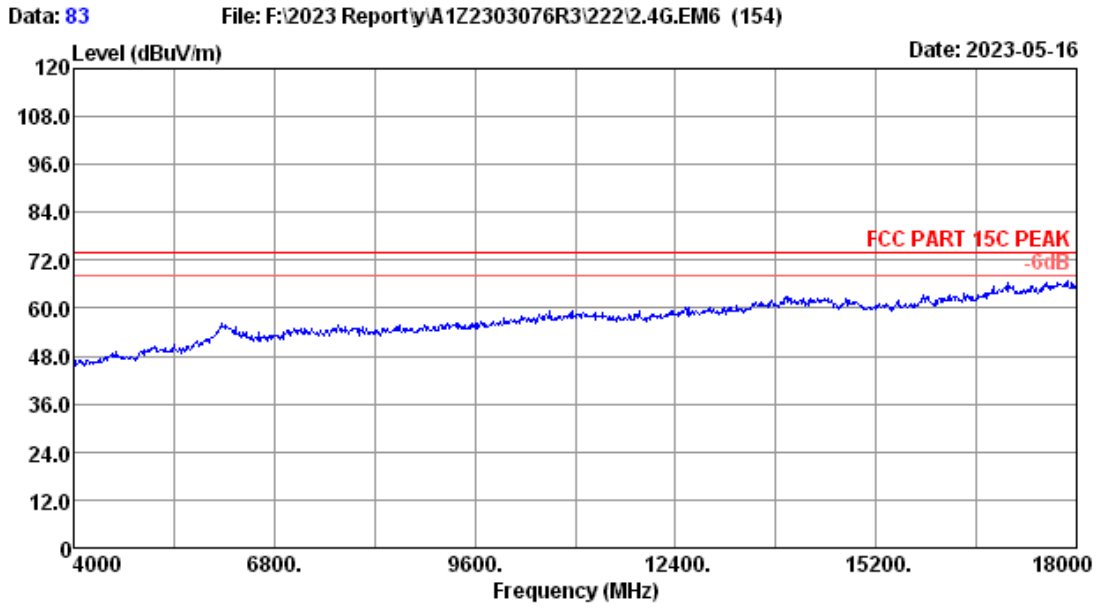


```

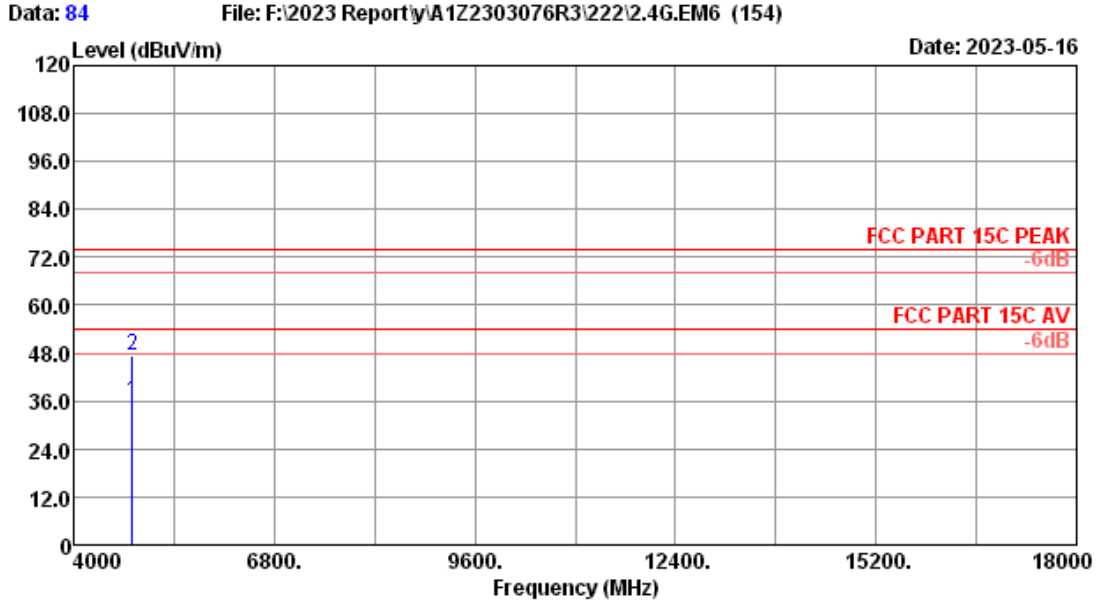
Site no.      : 3m Chamber           Data no.    : 82
Dis. / Ant.  : 3m 2022 MCTD1209-3006 Ant. pol.   : HORIZONTAL
Limit        : FCC PART 15C PEAK
Env. / Ins.  : 23.2*C/52.5%         Engineer    : nier
Test Mode    : 11ax HE40 2.4G 2452 MHz TX
:
:
    
```

No.	Freq. (MHz)	Ant. Factor (dB/m)	Cable Loss (dB)	Amp factor (dB)	Reading (dBuV)	Emission Level (dBuV/m)	Limits (dBuV/m)	Margin (dB)	Remark
1	2452.00	27.80	2.32	34.35	94.01	89.78	-----	-----	Peak

Remarks: 1. Emission Level= Antenna Factor + Cable Loss + Reading -Amp factor.
 2. The emission levels that are 20dB below the official limit are not reported.



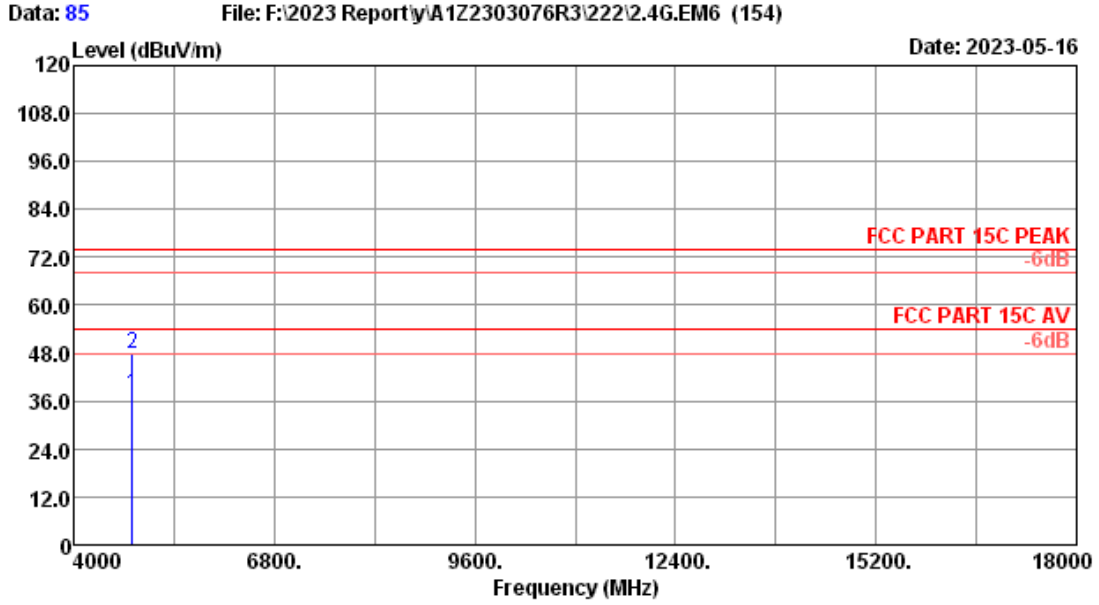
Site no.	: 3m Chamber	Data no.	: 83
Dis. / Ant.	: 3m 2022 MCTD1209-3006	Ant. pol.	: HORIZONTAL
Limit	: FCC PART 15C PEAK		
Env. / Ins.	: 23.2*C/52.5%	Engineer	: nier
Test Mode	: 11b 2412 MHz TX		
	:		
	:		



Site no. : 3m Chamber Data no. : 84
 Dis. / Ant. : 3m 2022 MCTD1209-3006 Ant. pol. : HORIZONTAL
 Limit : FCC PART 15C PEAK
 Env. / Ins. : 23.2*C/52.5% Engineer : nier
 Test Mode : 11b 2412 MHz TX
 :
 :

No.	Freq. (MHz)	Ant. Factor (dB/m)	Cable Loss (dB)	Amp factor (dB)	Reading (dBuV)	Emission Level (dBuV/m)	Limits (dBuV/m)	Margin (dB)	Remark
1	4824.00	31.25	3.33	33.68	35.09	35.99	54.00	18.01	Average
2	4824.00	31.25	3.33	33.68	46.30	47.20	74.00	26.80	Peak

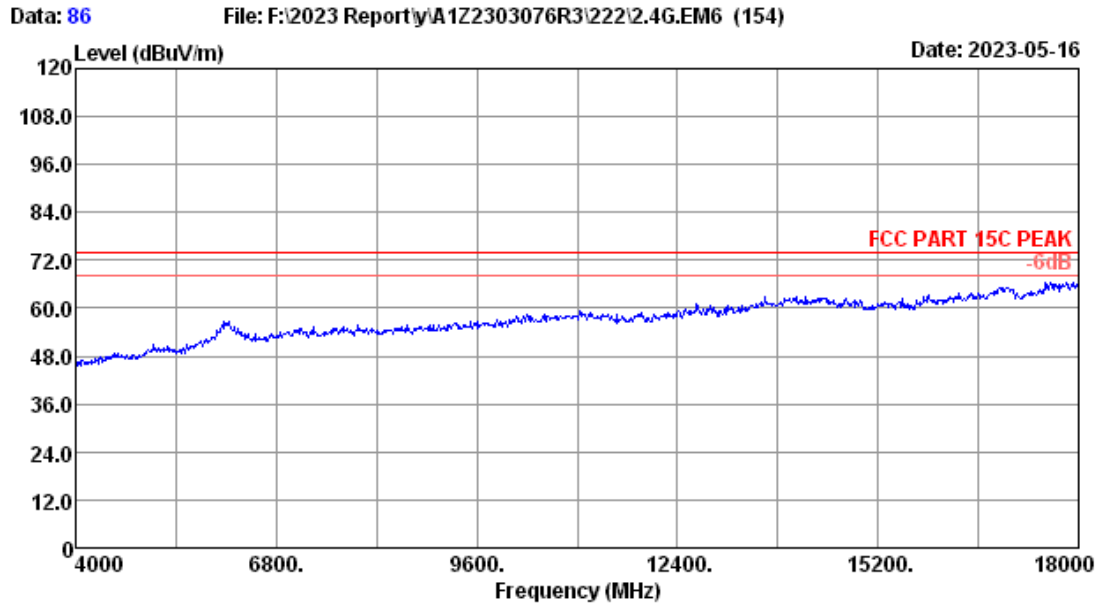
Remarks: 1. Emission Level= Antenna Factor + Cable Loss + Reading -Amp factor.
 2. The emission levels that are 20dB below the official limit are not reported.



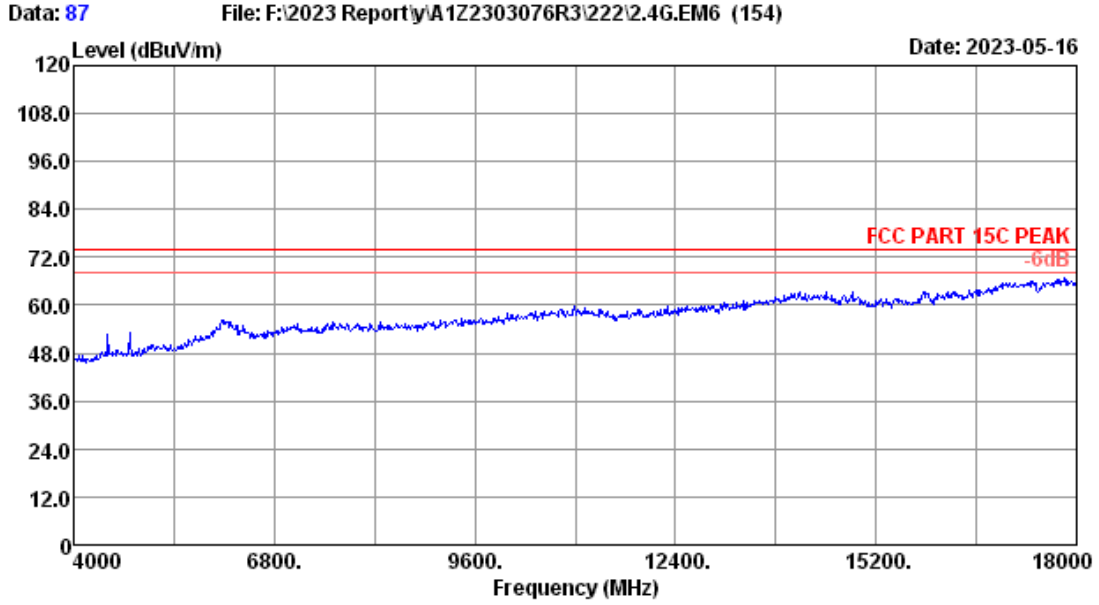
Site no. : 3m Chamber Data no. : 85
 Dis. / Ant. : 3m 2022 MCTD1209-3006 Ant. pol. : VERTICAL
 Limit : FCC PART 15C PEAK
 Env. / Ins. : 23.2*C/52.5% Engineer : nier
 Test Mode : 11b 2412 MHz TX
 :
 :

No.	Freq. (MHz)	Ant. Factor (dB/m)	Cable Loss (dB)	Amp factor (dB)	Reading (dBUV)	Emission Level (dBUV/m)	Limits (dBUV/m)	Margin (dB)	Remark
1	4824.00	31.25	3.33	33.68	36.85	37.75	54.00	16.25	Average
2	4824.00	31.25	3.33	33.68	46.79	47.69	74.00	26.31	Peak

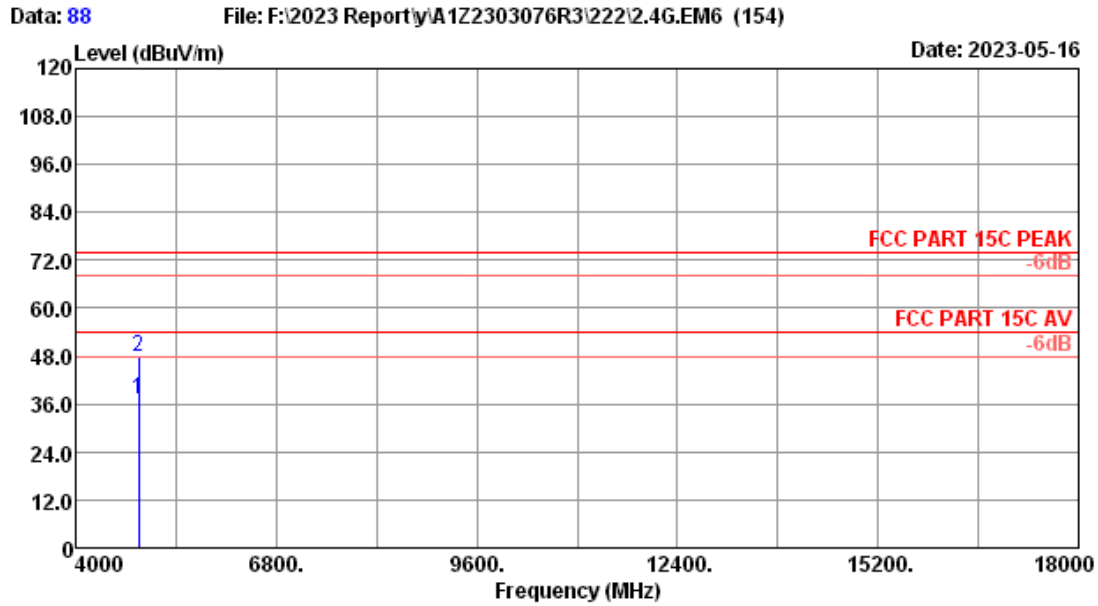
Remarks: 1. Emission Level= Antenna Factor + Cable Loss + Reading -Amp factor.
 2. The emission levels that are 20dB below the official limit are not reported.



Site no.	: 3m Chamber	Data no.	: 86
Dis. / Ant.	: 3m 2022 MCTD1209-3006	Ant. pol.	: VERTICAL
Limit	: FCC PART 15C PEAK		
Env. / Ins.	: 23.2*C/52.5%	Engineer	: nier
Test Mode	: 11b 2412 MHz TX		
	:		
	:		



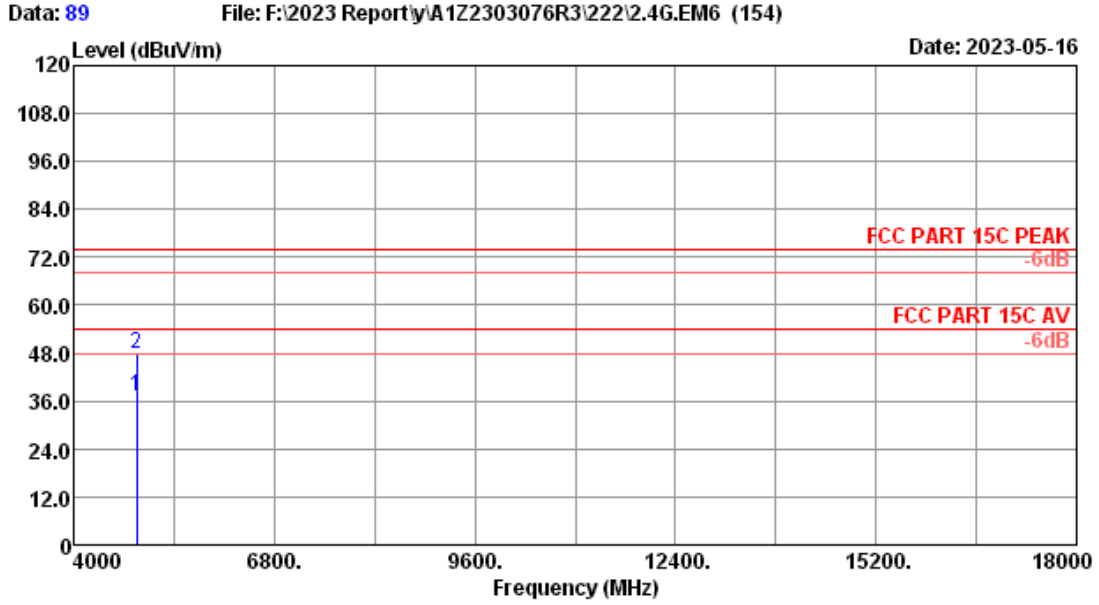
Site no.	: 3m Chamber	Data no.	: 87
Dis. / Ant.	: 3m 2022 MCTD1209-3006	Ant. pol.	: VERTICAL
Limit	: FCC PART 15C PEAK		
Env. / Ins.	: 23.2*C/52.5%	Engineer	: nier
Test Mode	: 11b 2437 MHz TX		
	:		
	:		



Site no. : 3m Chamber Data no. : 88
 Dis. / Ant. : 3m 2022 MCTD1209-3006 Ant. pol. : VERTICAL
 Limit : FCC PART 15C PEAK
 Env. / Ins. : 23.2*C/52.5% Engineer : nier
 Test Mode : 11b 2437 MHz TX
 :
 :

No.	Freq. (MHz)	Ant. Factor (dB/m)	Cable Loss (dB)	Amp factor (dB)	Reading (dBUV)	Emission Level (dBUV/m)	Limits (dBUV/m)	Margin (dB)	Remark
1	4874.00	31.43	3.35	33.69	36.20	37.29	54.00	16.71	Average
2	4874.00	31.43	3.35	33.69	46.58	47.67	74.00	26.33	Peak

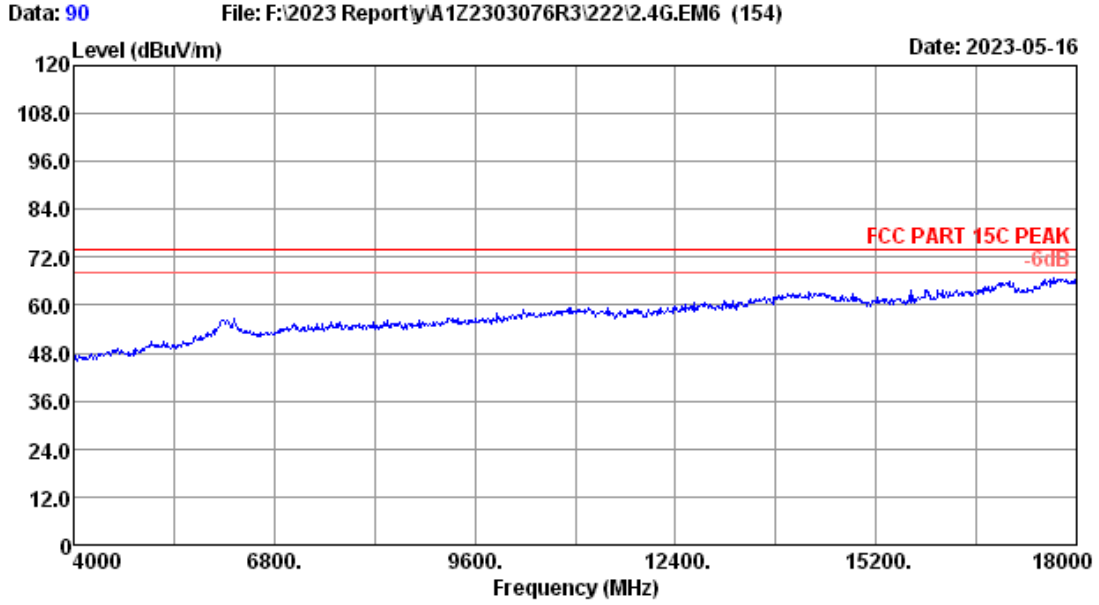
Remarks: 1. Emission Level= Antenna Factor + Cable Loss + Reading -Amp factor.
 2. The emission levels that are 20dB below the official limit are not reported.



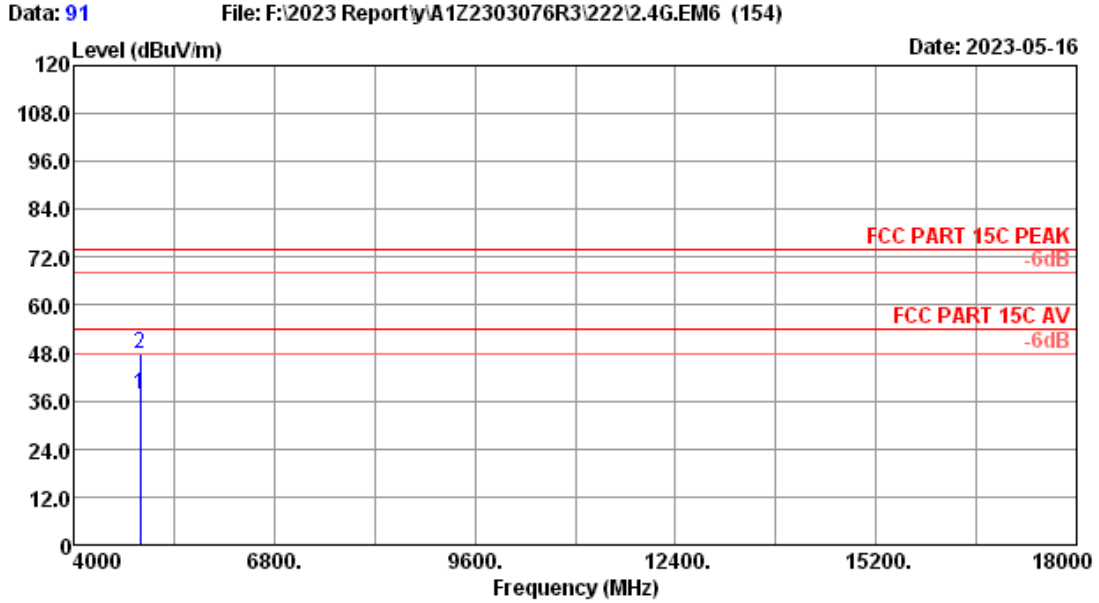
Site no. : 3m Chamber Data no. : 89
 Dis. / Ant. : 3m 2022 MCTD1209-3006 Ant. pol. : HORIZONTAL
 Limit : FCC PART 15C PEAK
 Env. / Ins. : 23.2*C/52.5% Engineer : nier
 Test Mode : 11b 2437 MHz TX
 :
 :

No.	Freq. (MHz)	Ant. Factor (dB/m)	Cable Loss (dB)	Amp factor (dB)	Reading (dBuV)	Emission Level (dBuV/m)	Limits (dBuV/m)	Margin (dB)	Remark
1	4874.00	31.43	3.35	33.69	36.08	37.17	54.00	16.83	Average
2	4874.00	31.43	3.35	33.69	46.91	48.00	74.00	26.00	Peak

Remarks: 1. Emission Level= Antenna Factor + Cable Loss + Reading -Amp factor.
 2. The emission levels that are 20dB below the official limit are not reported.



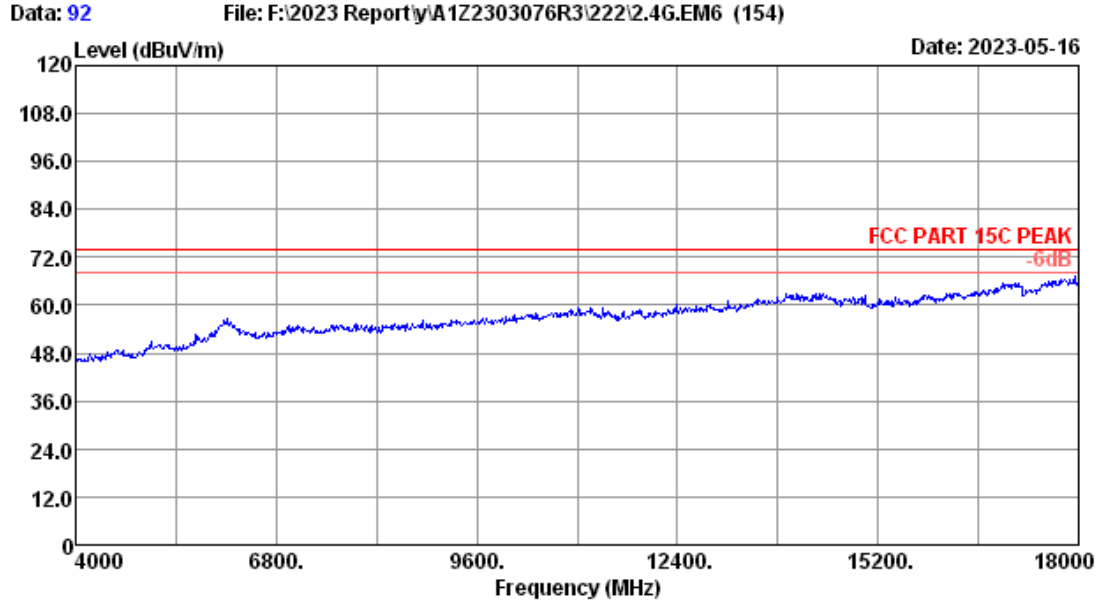
Site no.	: 3m Chamber	Data no.	: 90
Dis. / Ant.	: 3m 2022 MCTD1209-3006	Ant. pol.	: HORIZONTAL
Limit	: FCC PART 15C PEAK		
Env. / Ins.	: 23.2*C/52.5%	Engineer	: nier
Test Mode	: 11b 2437 MHz TX		
	:		
	:		



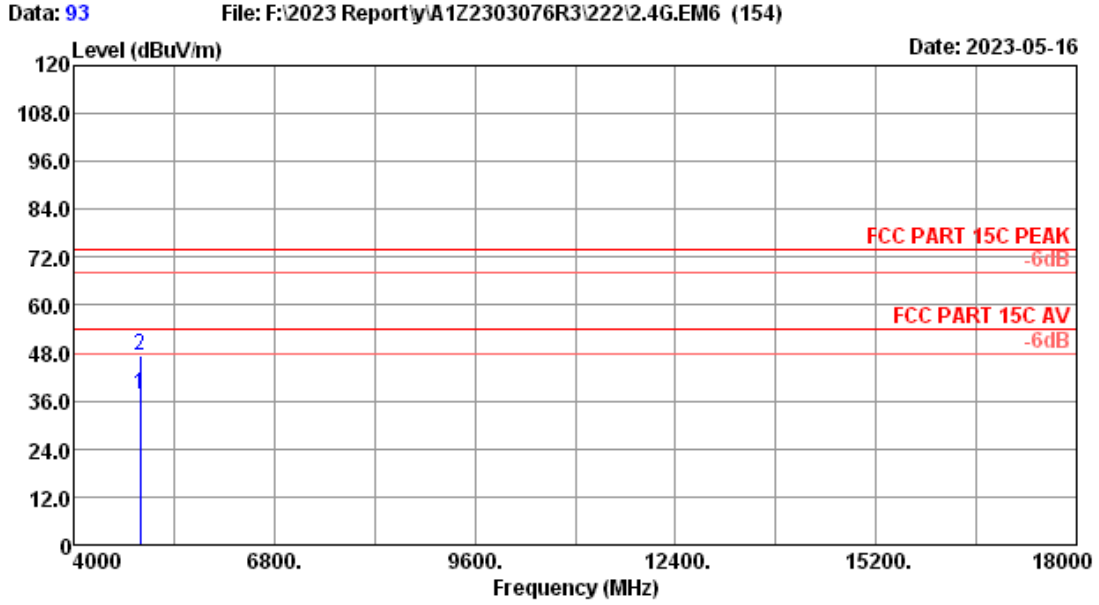
Site no. : 3m Chamber Data no. : 91
 Dis. / Ant. : 3m 2022 MCTD1209-3006 Ant. pol. : HORIZONTAL
 Limit : FCC PART 15C PEAK
 Env. / Ins. : 23.2*C/52.5% Engineer : nier
 Test Mode : 11b 2462 MHz TX
 :
 :

No.	Freq. (MHz)	Ant. Factor (dB/m)	Cable Loss (dB)	Amp factor (dB)	Reading (dBuV)	Emission Level (dBuV/m)	Limits (dBuV/m)	Margin (dB)	Remark
1	4924.00	31.70	3.37	33.69	36.11	37.49	54.00	16.51	Average
2	4924.00	31.70	3.37	33.69	46.23	47.61	74.00	26.39	Peak

Remarks: 1. Emission Level= Antenna Factor + Cable Loss + Reading -Amp factor.
 2. The emission levels that are 20dB below the official limit are not reported.



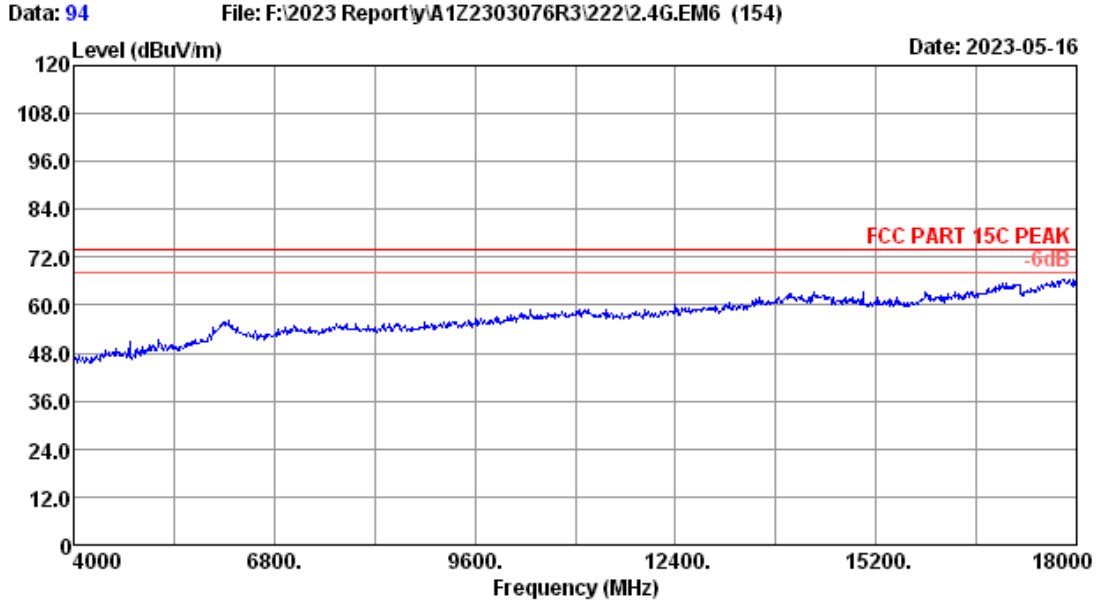
Site no.	: 3m Chamber	Data no.	: 92
Dis. / Ant.	: 3m 2022 MCTD1209-3006	Ant. pol.	: HORIZONTAL
Limit	: FCC PART 15C PEAK		
Env. / Ins.	: 23.2*C/52.5%	Engineer	: nier
Test Mode	: 11b 2462 MHz TX		
	:		
	:		



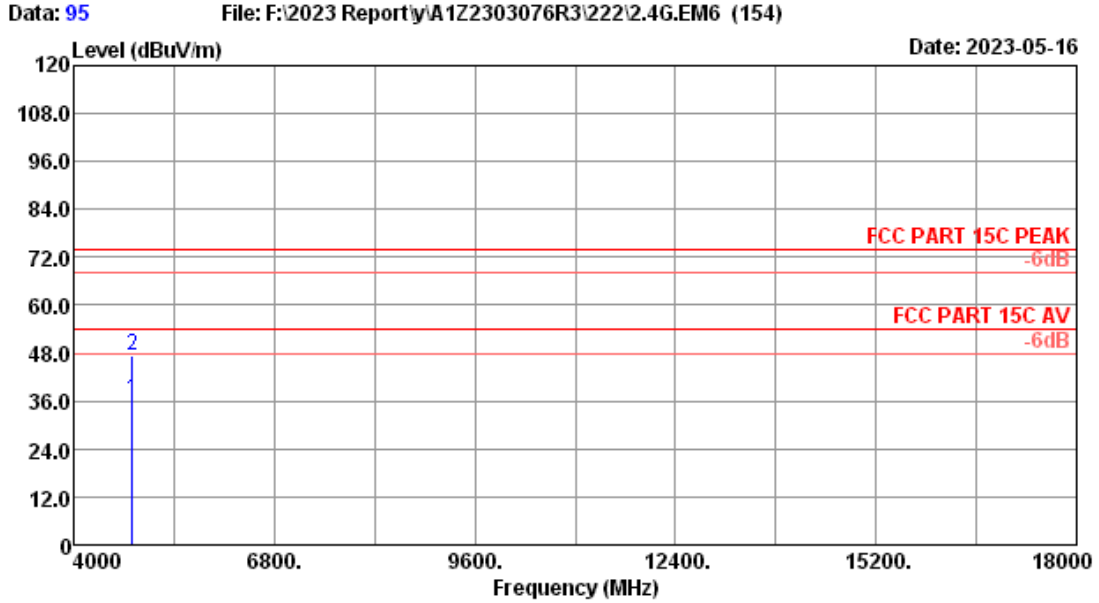
Site no. : 3m Chamber Data no. : 93
 Dis. / Ant. : 3m 2022 MCTD1209-3006 Ant. pol. : VERTICAL
 Limit : FCC PART 15C PEAK
 Env. / Ins. : 23.2*C/52.5% Engineer : nier
 Test Mode : 11b 2462 MHz TX
 :
 :

No.	Freq. (MHz)	Ant. Factor (dB/m)	Cable Loss (dB)	Amp factor (dB)	Reading (dBuV)	Emission Level (dBuV/m)	Limits (dBuV/m)	Margin (dB)	Remark
1	4924.00	31.70	3.37	33.69	36.21	37.59	54.00	16.41	Average
2	4924.00	31.70	3.37	33.69	46.03	47.41	74.00	26.59	Peak

Remarks: 1. Emission Level= Antenna Factor + Cable Loss + Reading -Amp factor.
 2. The emission levels that are 20dB below the official limit are not reported.



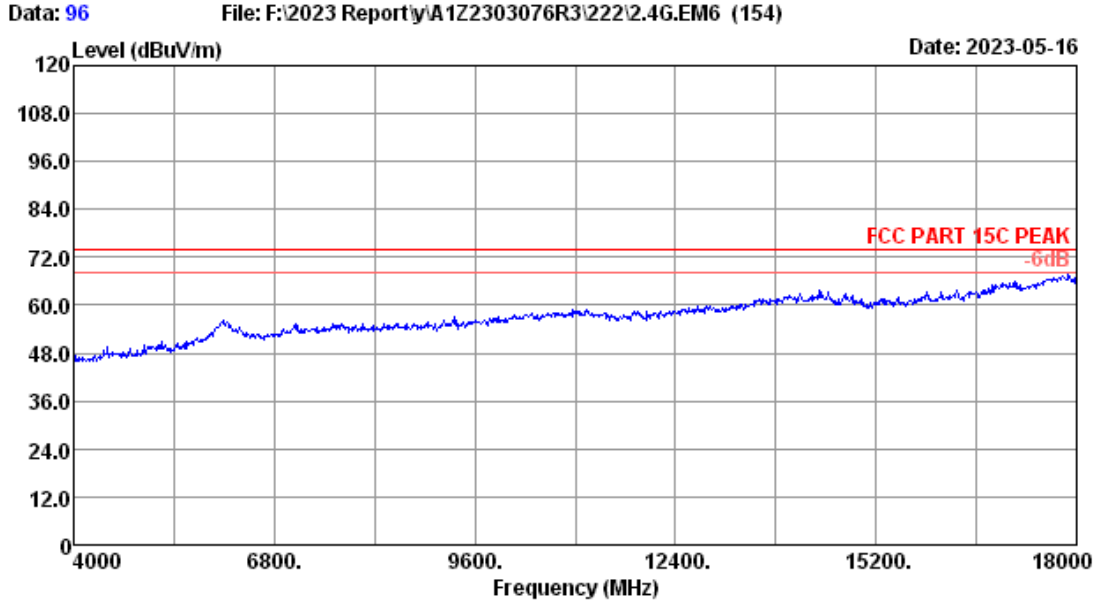
Site no.	: 3m Chamber	Data no.	: 94
Dis. / Ant.	: 3m 2022 MCTD1209-3006	Ant. pol.	: VERTICAL
Limit	: FCC PART 15C PEAK		
Env. / Ins.	: 23.2*C/52.5%	Engineer	: nier
Test Mode	: 11b 2462 MHz TX		
	:		
	:		



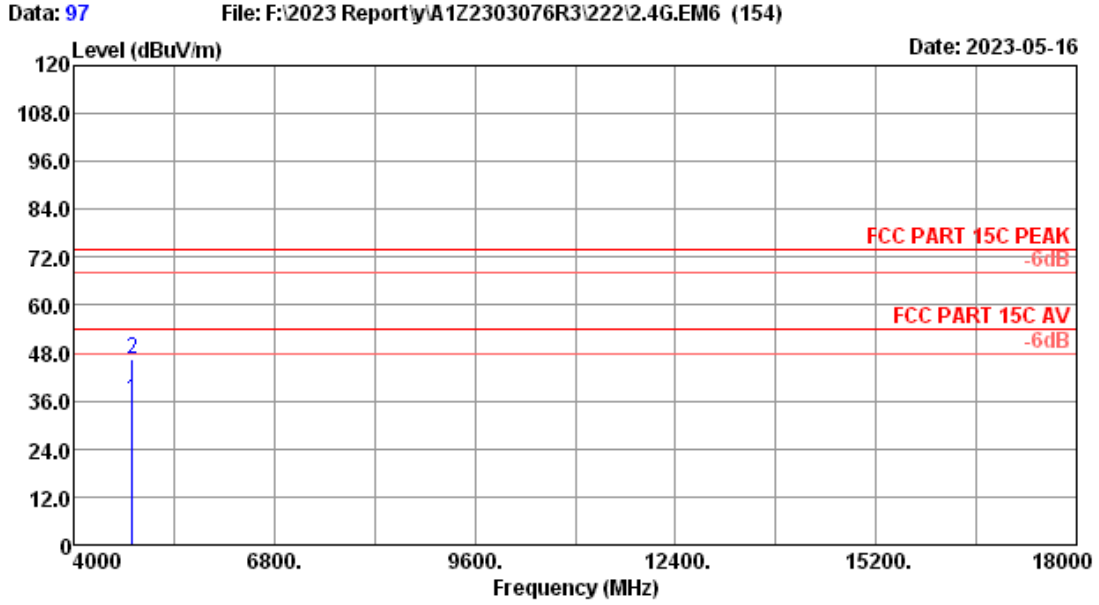
Site no. : 3m Chamber Data no. : 95
 Dis. / Ant. : 3m 2022 MCTD1209-3006 Ant. pol. : VERTICAL
 Limit : FCC PART 15C PEAK
 Env. / Ins. : 23.2*C/52.5% Engineer : nier
 Test Mode : 11g 2412 MHz TX
 :
 :

No.	Freq. (MHz)	Ant. Factor (dB/m)	Cable Loss (dB)	Amp factor (dB)	Reading (dBuV)	Emission Level (dBuV/m)	Limits (dBuV/m)	Margin (dB)	Remark
1	4824.00	31.25	3.33	33.68	35.22	36.12	54.00	17.88	Average
2	4824.00	31.25	3.33	33.68	46.43	47.33	74.00	26.67	Peak

Remarks: 1. Emission Level= Antenna Factor + Cable Loss + Reading -Amp factor.
 2. The emission levels that are 20dB below the official limit are not reported.



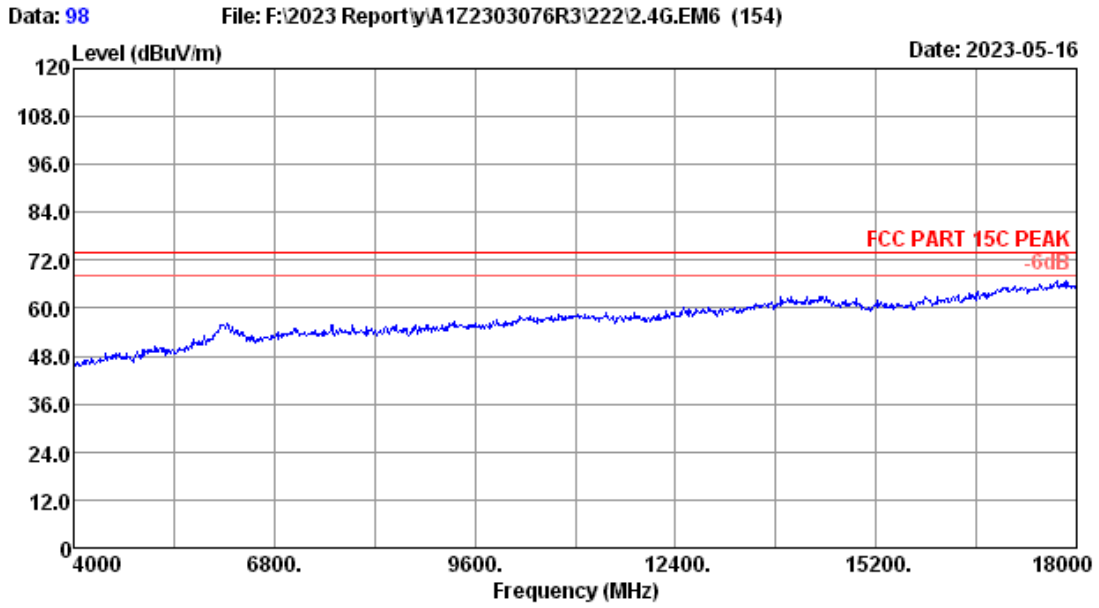
Site no.	: 3m Chamber	Data no.	: 96
Dis. / Ant.	: 3m 2022 MCTD1209-3006	Ant. pol.	: VERTICAL
Limit	: FCC PART 15C PEAK		
Env. / Ins.	: 23.2*C/52.5%	Engineer	: nier
Test Mode	: 11g 2412 MHz TX		
	:		
	:		



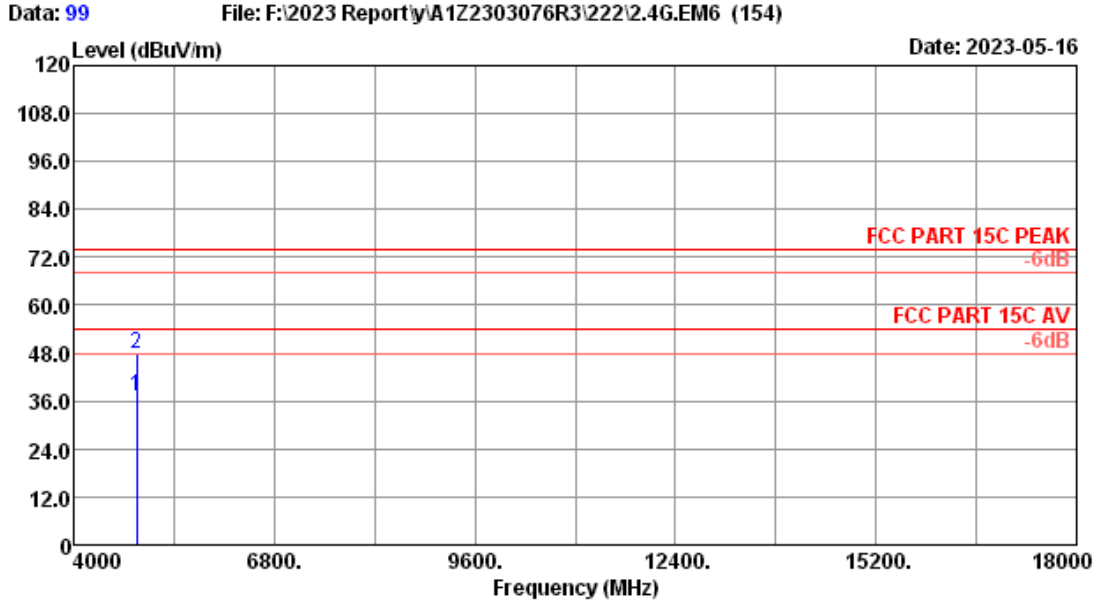
Site no. : 3m Chamber Data no. : 97
 Dis. / Ant. : 3m 2022 MCTD1209-3006 Ant. pol. : HORIZONTAL
 Limit : FCC PART 15C PEAK
 Env. / Ins. : 23.2*C/52.5% Engineer : nier
 Test Mode : 11g 2412 MHz TX
 :
 :

No.	Freq. (MHz)	Ant. Factor (dB/m)	Cable Loss (dB)	Amp factor (dB)	Reading (dBuV)	Emission Level (dBuV/m)	Limits (dBuV/m)	Margin (dB)	Remark
1	4824.00	31.25	3.33	33.68	35.24	36.14	54.00	17.86	Average
2	4824.00	31.25	3.33	33.68	45.79	46.69	74.00	27.31	Peak

Remarks: 1. Emission Level= Antenna Factor + Cable Loss + Reading -Amp factor.
 2. The emission levels that are 20dB below the official limit are not reported.



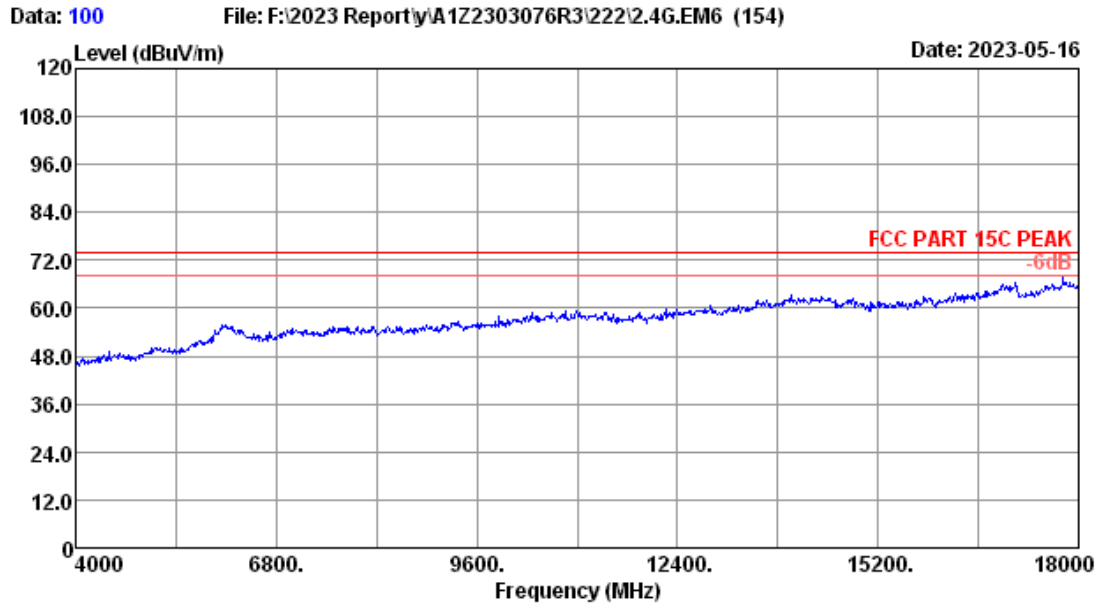
Site no.	: 3m Chamber	Data no.	: 98
Dis. / Ant.	: 3m 2022 MCTD1209-3006	Ant. pol.	: HORIZONTAL
Limit	: FCC PART 15C PEAK		
Env. / Ins.	: 23.2*C/52.5%	Engineer	: nier
Test Mode	: 11g 2412 MHz TX		
	:		
	:		



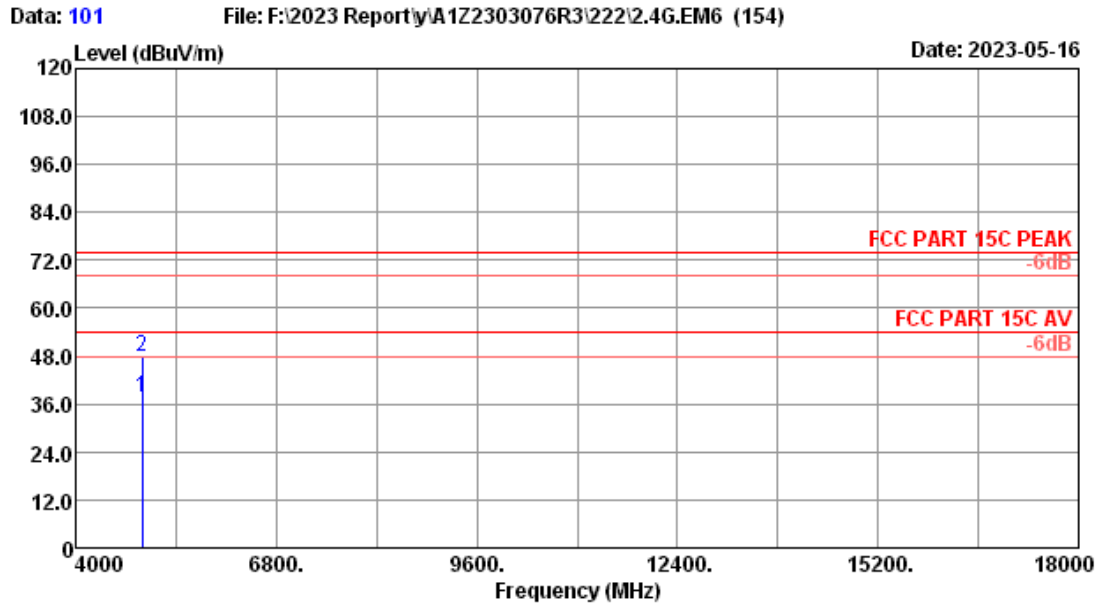
Site no. : 3m Chamber Data no. : 99
 Dis. / Ant. : 3m 2022 MCTD1209-3006 Ant. pol. : HORIZONTAL
 Limit : FCC PART 15C PEAK
 Env. / Ins. : 23.2*C/52.5% Engineer : nier
 Test Mode : 11g 2437 MHz TX
 :
 :

No.	Freq. (MHz)	Ant. Factor (dB/m)	Cable Loss (dB)	Amp factor (dB)	Reading (dBUV)	Emission Level (dBUV/m)	Limits (dBUV/m)	Margin (dB)	Remark
1	4874.00	31.43	3.35	33.69	36.08	37.17	54.00	16.83	Average
2	4874.00	31.43	3.35	33.69	46.80	47.89	74.00	26.11	Peak

Remarks: 1. Emission Level= Antenna Factor + Cable Loss + Reading -Amp factor.
 2. The emission levels that are 20dB below the official limit are not reported.



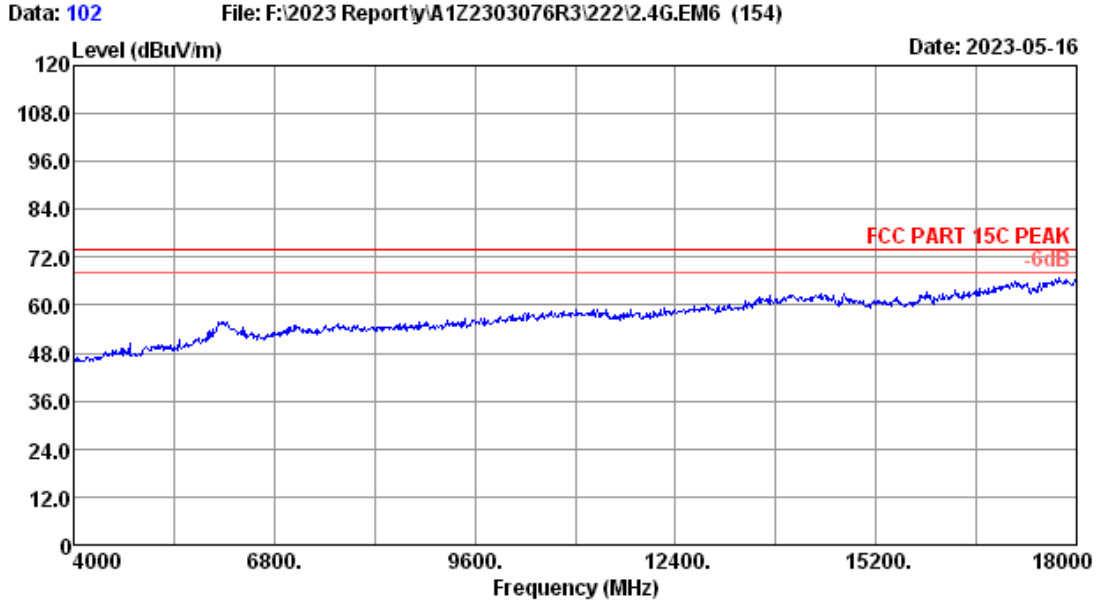
Site no.	: 3m Chamber	Data no.	: 100
Dis. / Ant.	: 3m 2022 MCTD1209-3006	Ant. pol.	: HORIZONTAL
Limit	: FCC PART 15C PEAK		
Env. / Ins.	: 23.2*C/52.5%	Engineer	: nier
Test Mode	: 11g 2437 MHz TX		
	:		
	:		



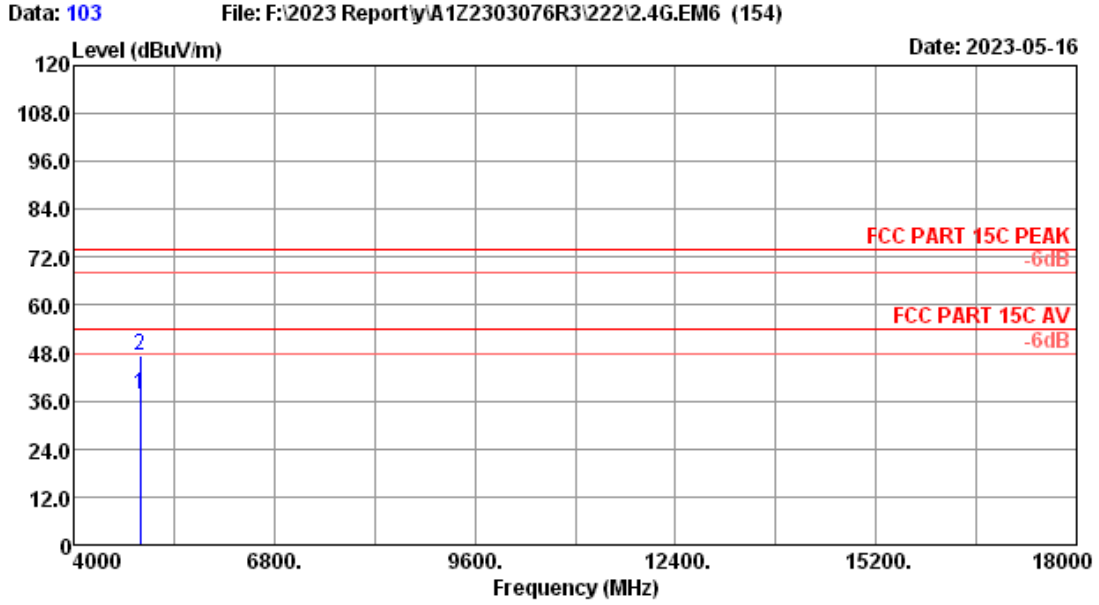
Site no. : 3m Chamber Data no. : 101
 Dis. / Ant. : 3m 2022 MCTD1209-3006 Ant. pol. : VERTICAL
 Limit : FCC PART 15C PEAK
 Env. / Ins. : 23.2*C/52.5% Engineer : nier
 Test Mode : 11g 2462 MHz TX
 :
 :

No.	Freq. (MHz)	Ant. Factor (dB/m)	Cable Loss (dB)	Amp factor (dB)	Reading (dBuV)	Emission Level (dBuV/m)	Limits (dBuV/m)	Margin (dB)	Remark
1	4924.00	31.70	3.37	33.69	36.14	37.52	54.00	16.48	Average
2	4924.00	31.70	3.37	33.69	46.41	47.79	74.00	26.21	Peak

Remarks: 1. Emission Level= Antenna Factor + Cable Loss + Reading -Amp factor.
 2. The emission levels that are 20dB below the official limit are not reported.



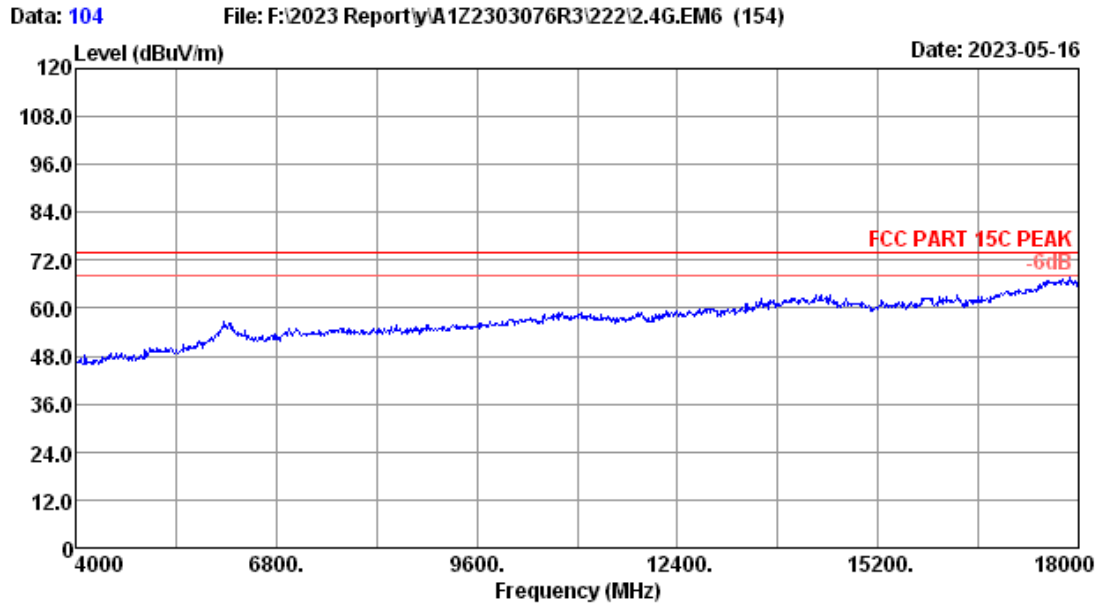
Site no.	: 3m Chamber	Data no.	: 102
Dis. / Ant.	: 3m 2022 MCTD1209-3006	Ant. pol.	: VERTICAL
Limit	: FCC PART 15C PEAK		
Env. / Ins.	: 23.2*C/52.5%	Engineer	: nier
Test Mode	: 11g 2462 MHz TX		
	:		
	:		



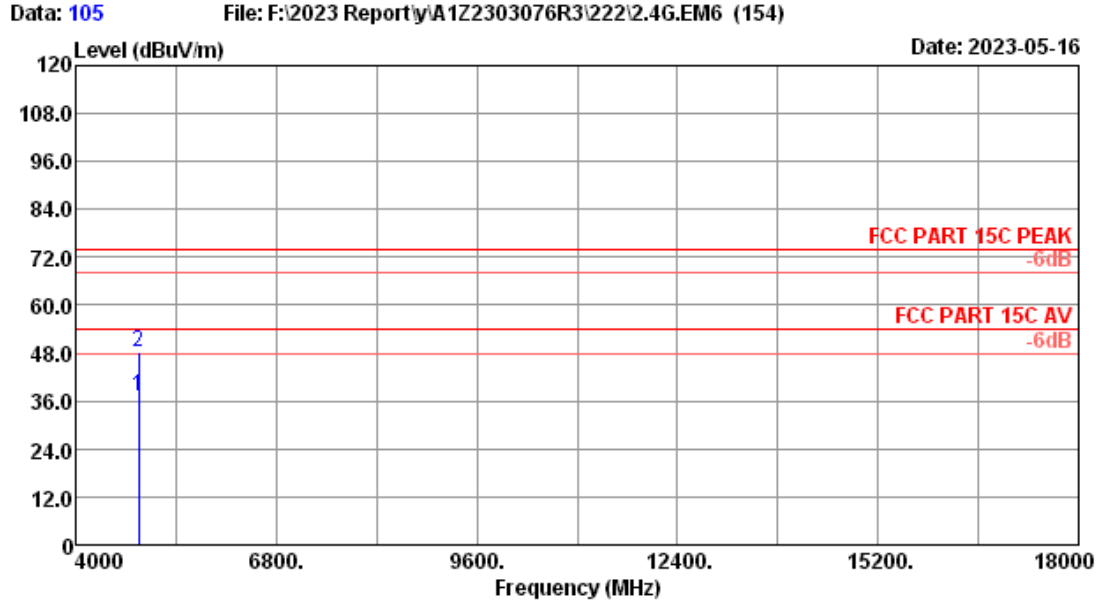
Site no. : 3m Chamber Data no. : 103
 Dis. / Ant. : 3m 2022 MCTD1209-3006 Ant. pol. : HORIZONTAL
 Limit : FCC PART 15C PEAK
 Env. / Ins. : 23.2*C/52.5% Engineer : nier
 Test Mode : 11g 2462 MHz TX
 :
 :

No.	Freq. (MHz)	Ant. Factor (dB/m)	Cable Loss (dB)	Amp factor (dB)	Reading (dBuV)	Emission Level (dBuV/m)	Limits (dBuV/m)	Margin (dB)	Remark
1	4924.00	31.70	3.37	33.69	36.05	37.43	54.00	16.57	Average
2	4924.00	31.70	3.37	33.69	46.08	47.46	74.00	26.54	Peak

Remarks: 1. Emission Level= Antenna Factor + Cable Loss + Reading -Amp factor.
 2. The emission levels that are 20dB below the official limit are not reported.



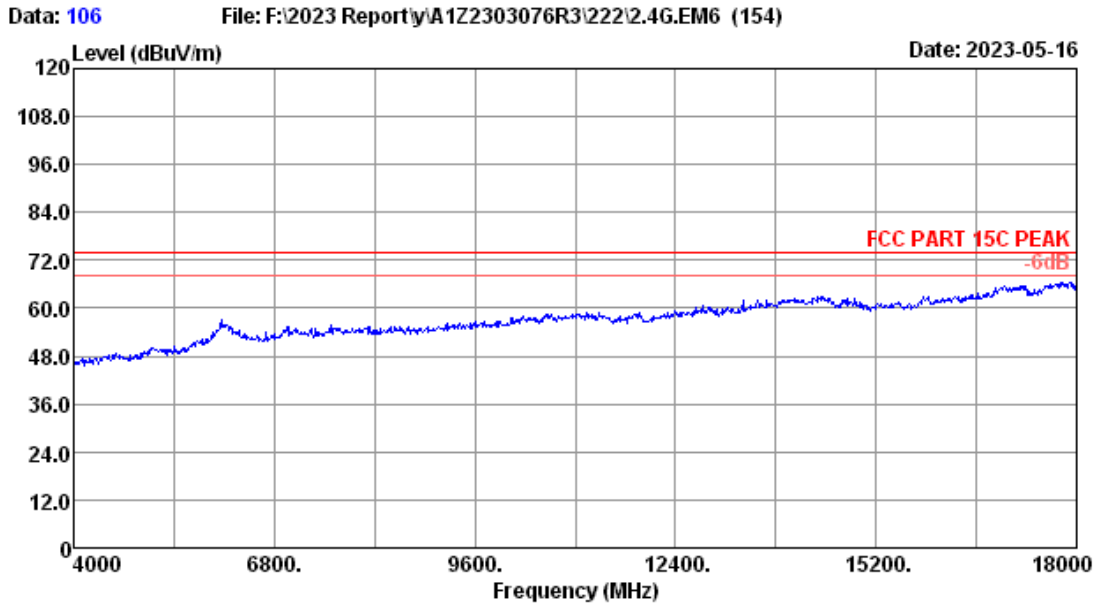
Site no.	: 3m Chamber	Data no.	: 104
Dis. / Ant.	: 3m 2022 MCTD1209-3006	Ant. pol.	: HORIZONTAL
Limit	: FCC PART 15C PEAK		
Env. / Ins.	: 23.2*C/52.5%	Engineer	: nier
Test Mode	: 11g 2462 MHz TX		
	:		
	:		



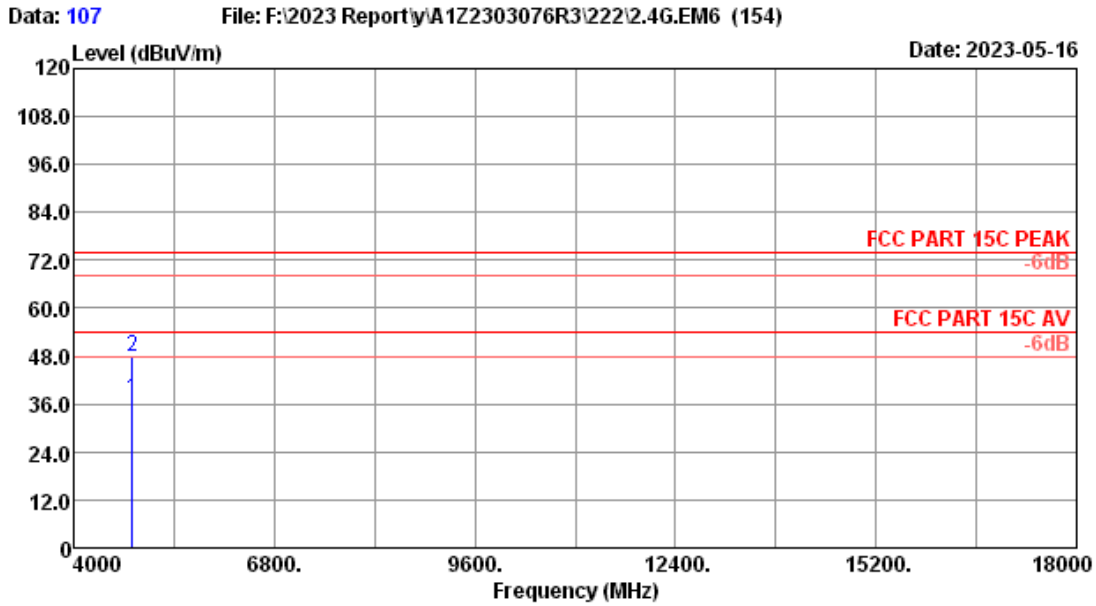
Site no. : 3m Chamber Data no. : 105
 Dis. / Ant. : 3m 2022 MCTD1209-3006 Ant. pol. : VERTICAL
 Limit : FCC PART 15C PEAK
 Env. / Ins. : 23.2*C/52.5% Engineer : nier
 Test Mode : 11g 2437 MHz TX
 :
 :

No.	Freq. (MHz)	Ant. Factor (dB/m)	Cable Loss (dB)	Amp factor (dB)	Reading (dBuV)	Emission Level (dBuV/m)	Limits (dBuV/m)	Margin (dB)	Remark
1	4874.00	31.43	3.35	33.69	36.20	37.29	54.00	16.71	Average
2	4874.00	31.43	3.35	33.69	47.06	48.15	74.00	25.85	Peak

Remarks: 1. Emission Level= Antenna Factor + Cable Loss + Reading -Amp factor.
 2. The emission levels that are 20dB below the official limit are not reported.



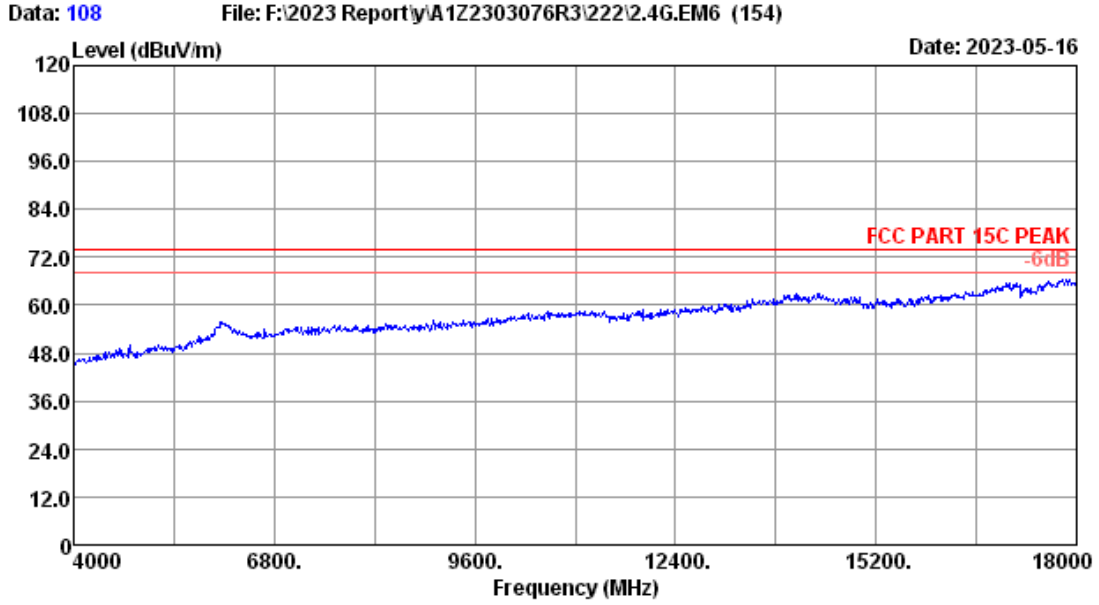
Site no.	: 3m Chamber	Data no.	: 106
Dis. / Ant.	: 3m 2022 MCTD1209-3006	Ant. pol.	: VERTICAL
Limit	: FCC PART 15C PEAK		
Env. / Ins.	: 23.2*C/52.5%	Engineer	: nier
Test Mode	: 11g 2437 MHz TX		
	:		
	:		



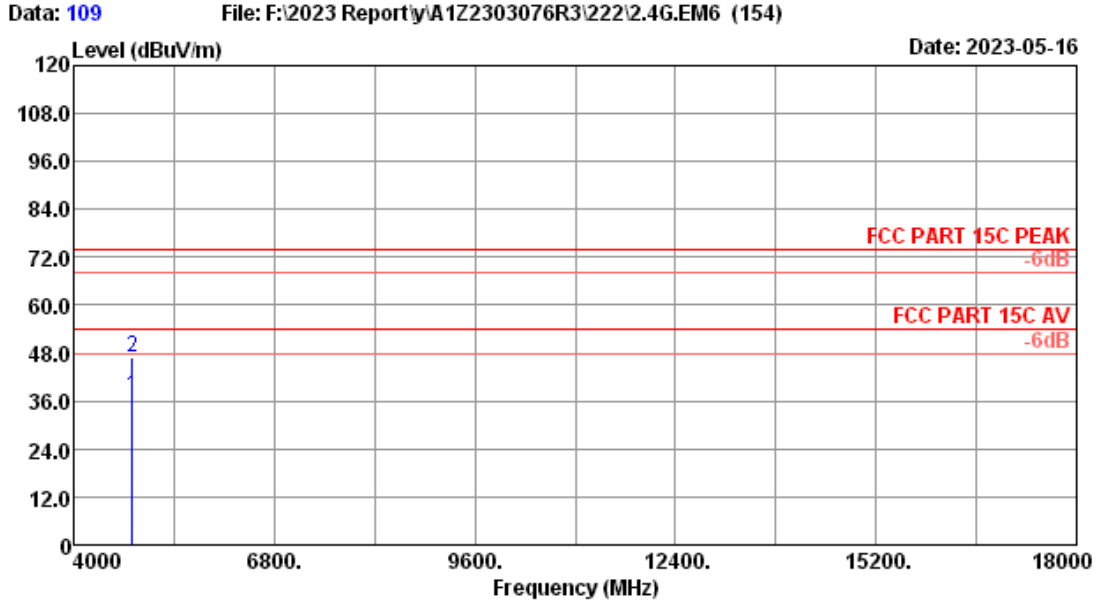
Site no. : 3m Chamber Data no. : 107
 Dis. / Ant. : 3m 2022 MCTD1209-3006 Ant. pol. : VERTICAL
 Limit : FCC PART 15C PEAK
 Env. / Ins. : 23.2*C/52.5% Engineer : nier
 Test Mode : 11n HT20 2412 MHz TX
 :
 :

No.	Freq. (MHz)	Ant. Factor (dB/m)	Cable Loss (dB)	Amp factor (dB)	Reading (dBuV)	Emission Level (dBuV/m)	Limits (dBuV/m)	Margin (dB)	Remark
1	4824.00	31.25	3.33	33.68	36.16	37.06	54.00	16.94	Average
2	4824.00	31.25	3.33	33.68	46.92	47.82	74.00	26.18	Peak

Remarks: 1. Emission Level= Antenna Factor + Cable Loss + Reading -Amp factor.
 2. The emission levels that are 20dB below the official limit are not reported.



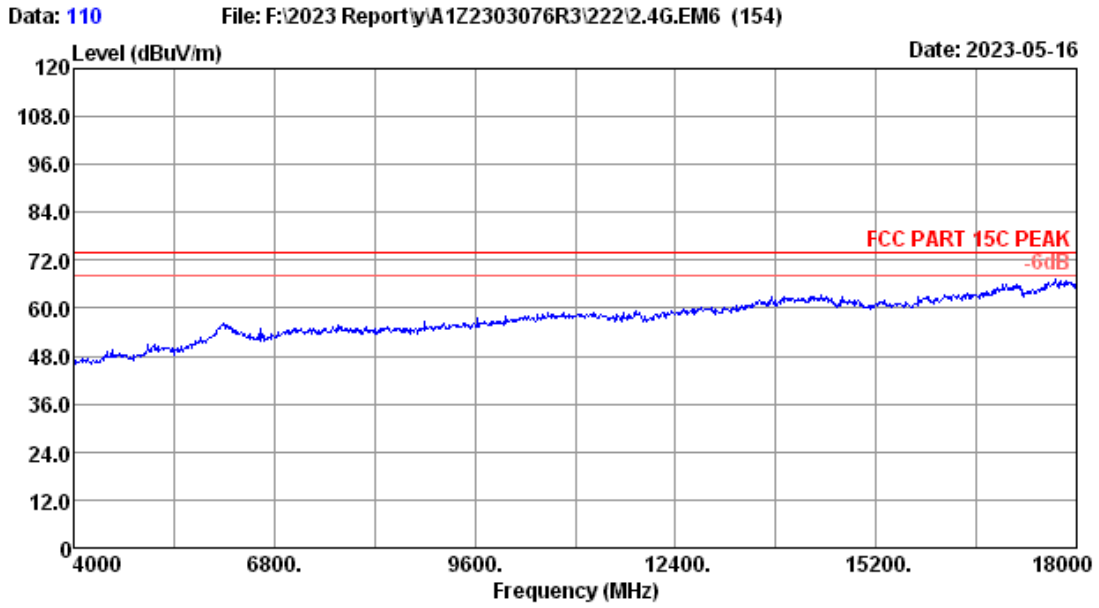
Site no.	: 3m Chamber	Data no.	: 108
Dis. / Ant.	: 3m 2022 MCTD1209-3006	Ant. pol.	: VERTICAL
Limit	: FCC PART 15C PEAK		
Env. / Ins.	: 23.2*C/52.5%	Engineer	: nier
Test Mode	: 11n HT20 2412 MHz TX		
	:		
	:		



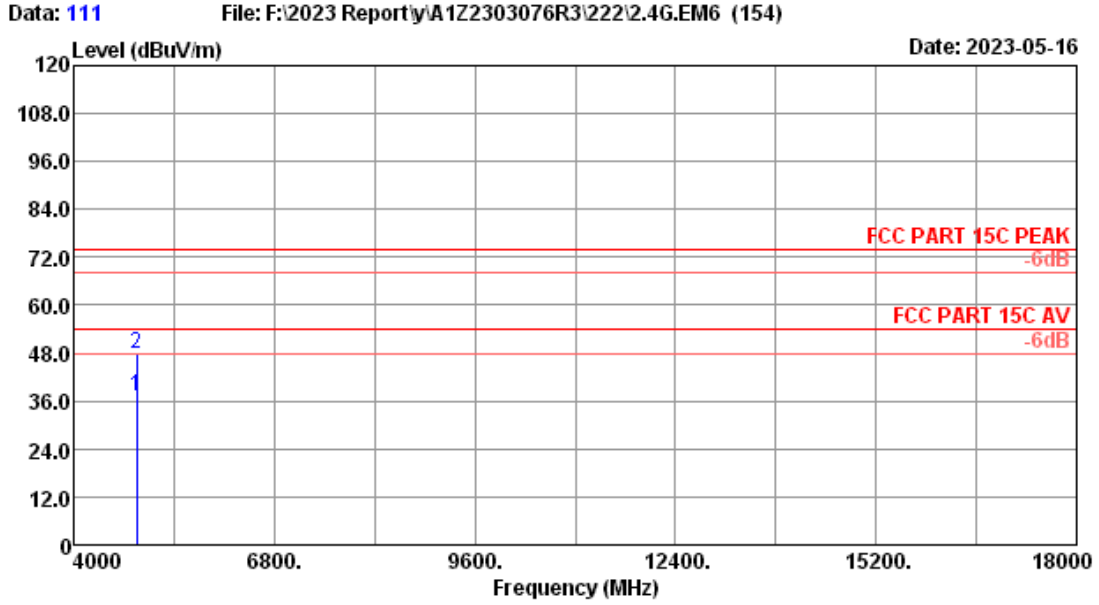
Site no. : 3m Chamber Data no. : 109
 Dis. / Ant. : 3m 2022 MCTD1209-3006 Ant. pol. : HORIZONTAL
 Limit : FCC PART 15C PEAK
 Env. / Ins. : 23.2*C/52.5% Engineer : nier
 Test Mode : 11n HT20 2412MHz TX
 :
 :

No.	Freq. (MHz)	Ant. Factor (dB/m)	Cable Loss (dB)	Amp factor (dB)	Reading (dBuV)	Emission Level (dBuV/m)	Limits (dBuV/m)	Margin (dB)	Remark
1	4824.00	31.25	3.33	33.68	36.17	37.07	54.00	16.93	Average
2	4824.00	31.25	3.33	33.68	46.14	47.04	74.00	26.96	Peak

Remarks: 1. Emission Level= Antenna Factor + Cable Loss + Reading -Amp factor.
 2. The emission levels that are 20dB below the official limit are not reported.



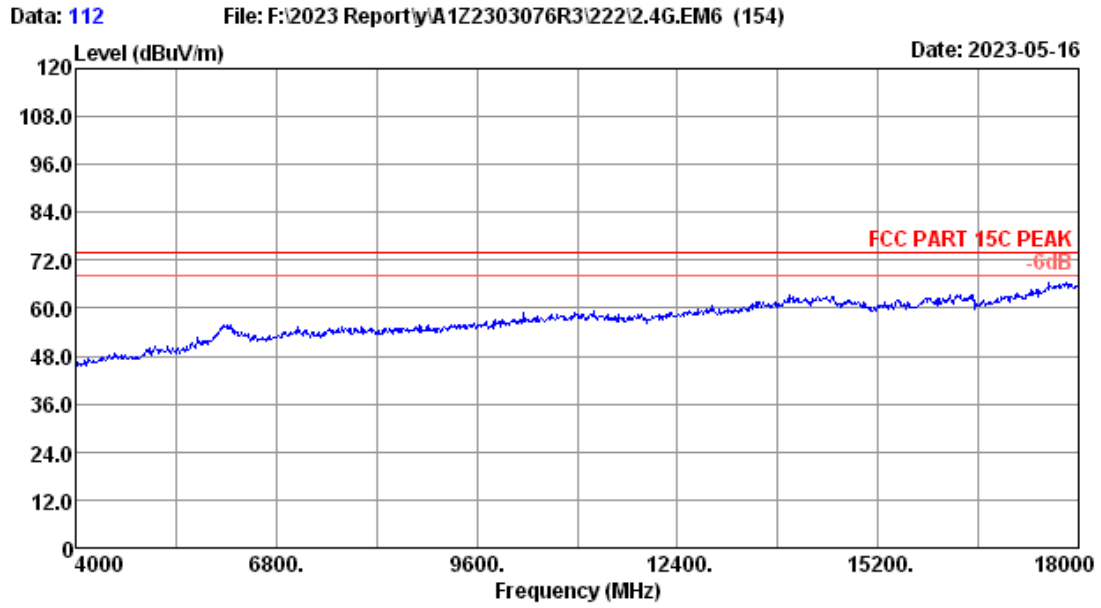
Site no. : 3m Chamber Data no. : 110
Dis. / Ant. : 3m 2022 MCTD1209-3006 Ant. pol. : HORIZONTAL
Limit : FCC PART 15C PEAK
Env. / Ins. : 23.2*C/52.5% Engineer : nier
Test Mode : 11n HT20 2412 MHz TX
:
:



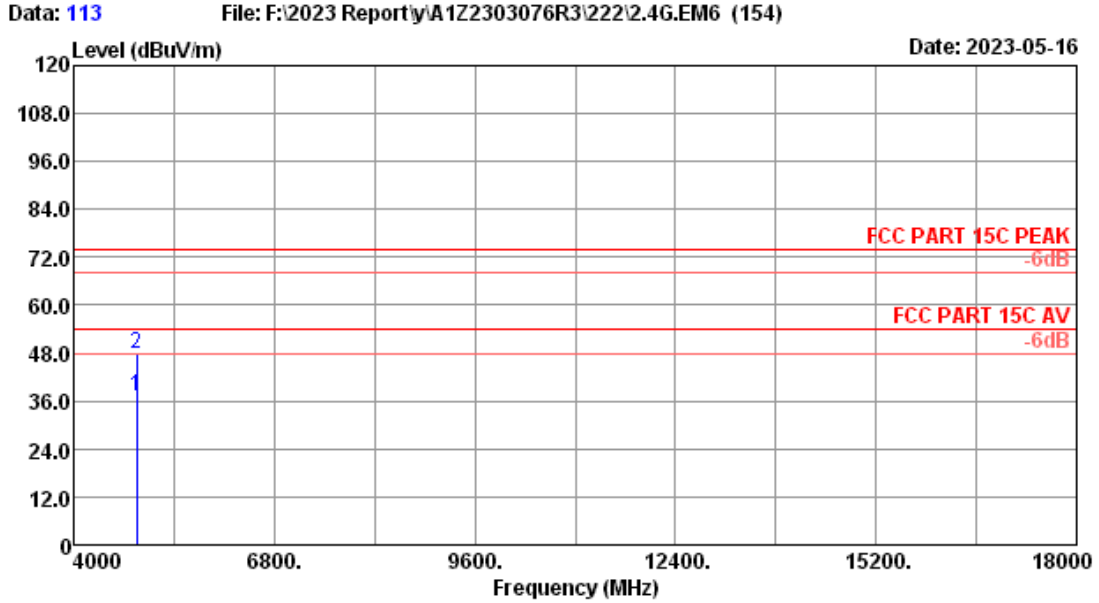
Site no. : 3m Chamber Data no. : 111
 Dis. / Ant. : 3m 2022 MCTD1209-3006 Ant. pol. : HORIZONTAL
 Limit : FCC PART 15C PEAK
 Env. / Ins. : 23.2*C/52.5% Engineer : nier
 Test Mode : 11n HT20 2437MHz TX
 :
 :

No.	Freq. (MHz)	Ant. Factor (dB/m)	Cable Loss (dB)	Amp factor (dB)	Reading (dBuV)	Emission Level (dBuV/m)	Limits (dBuV/m)	Margin (dB)	Remark
1	4874.00	31.43	3.35	33.69	36.12	37.21	54.00	16.79	Average
2	4874.00	31.43	3.35	33.69	46.67	47.76	74.00	26.24	Peak

Remarks: 1. Emission Level= Antenna Factor + Cable Loss + Reading -Amp factor.
 2. The emission levels that are 20dB below the official limit are not reported.



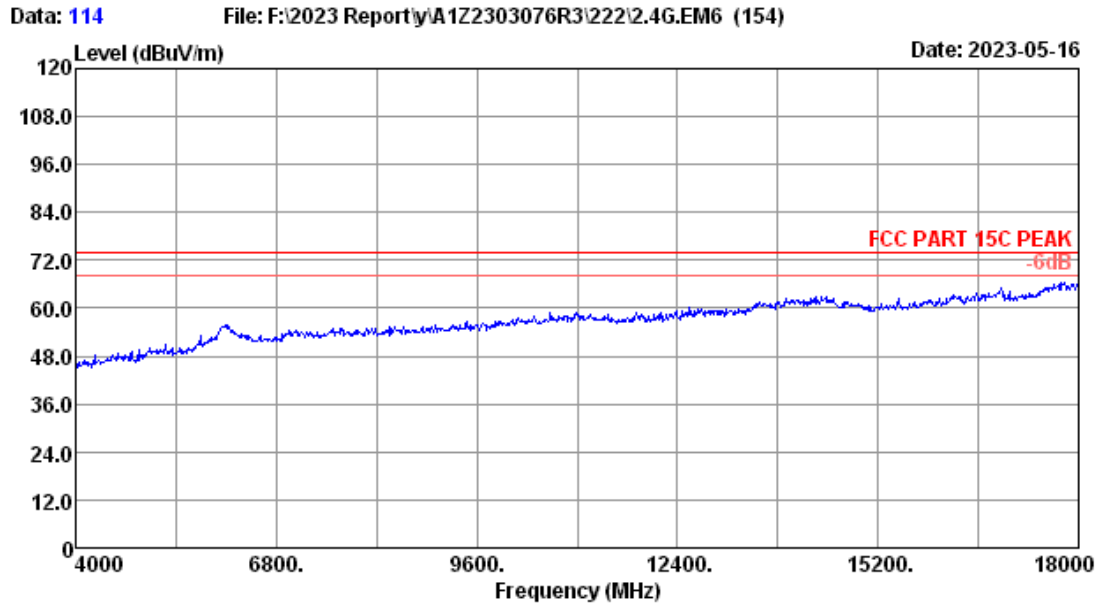
Site no.	: 3m Chamber	Data no.	: 112
Dis. / Ant.	: 3m 2022 MCTD1209-3006	Ant. pol.	: HORIZONTAL
Limit	: FCC PART 15C PEAK		
Env. / Ins.	: 23.2*C/52.5%	Engineer	: nier
Test Mode	: 11n HT20 2437MHz TX		
	:		
	:		



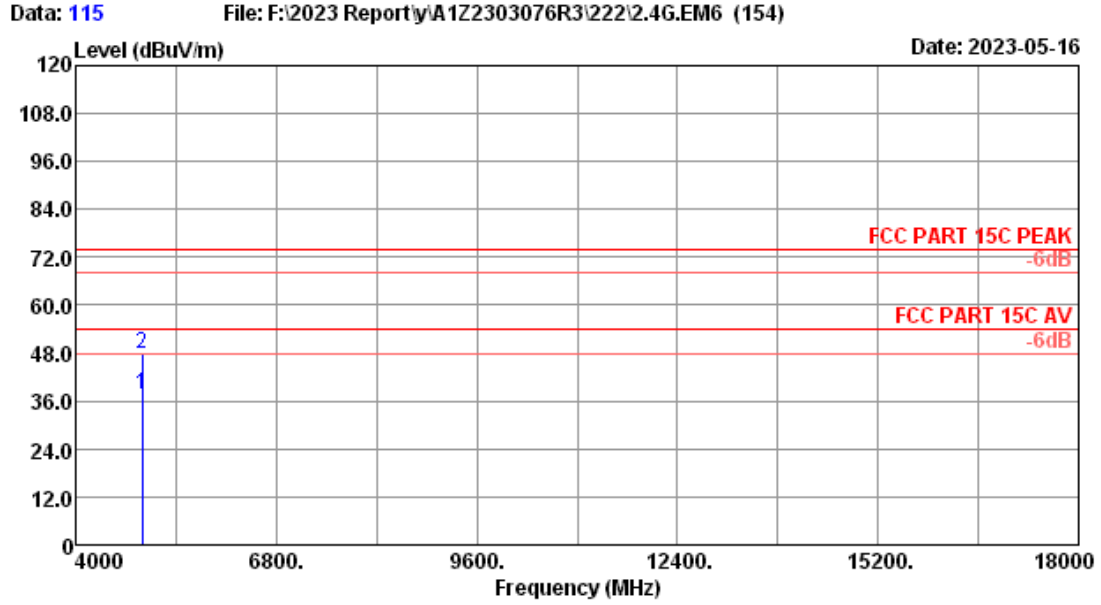
Site no. : 3m Chamber Data no. : 113
 Dis. / Ant. : 3m 2022 MCTD1209-3006 Ant. pol. : VERTICAL
 Limit : FCC PART 15C PEAK
 Env. / Ins. : 23.2*C/52.5% Engineer : nier
 Test Mode : 11n HT20 2437MHz TX
 :
 :

No.	Freq. (MHz)	Ant. Factor (dB/m)	Cable Loss (dB)	Amp factor (dB)	Reading (dBuV)	Emission Level (dBuV/m)	Limits (dBuV/m)	Margin (dB)	Remark
1	4874.00	31.43	3.35	33.69	36.15	37.24	54.00	16.76	Average
2	4874.00	31.43	3.35	33.69	46.83	47.92	74.00	26.08	Peak

Remarks: 1. Emission Level= Antenna Factor + Cable Loss + Reading -Amp factor.
 2. The emission levels that are 20dB below the official limit are not reported.



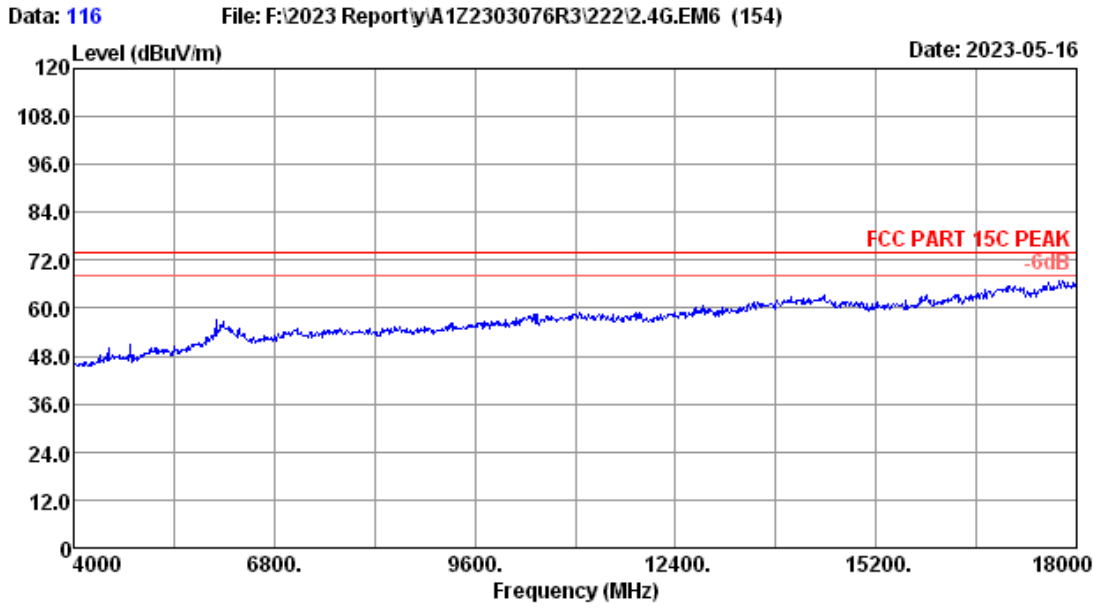
Site no.	: 3m Chamber	Data no.	: 114
Dis. / Ant.	: 3m 2022 MCTD1209-3006	Ant. pol.	: VERTICAL
Limit	: FCC PART 15C PEAK		
Env. / Ins.	: 23.2*C/52.5%	Engineer	: nier
Test Mode	: 11n HT20 2437MHz TX		
	:		
	:		



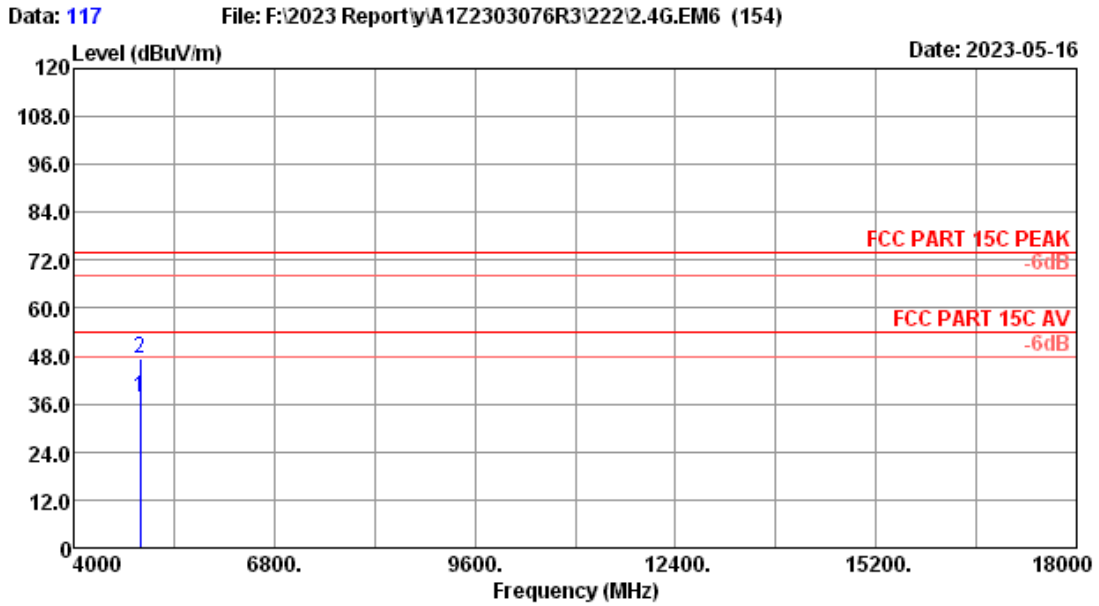
Site no. : 3m Chamber Data no. : 115
 Dis. / Ant. : 3m 2022 MCTD1209-3006 Ant. pol. : VERTICAL
 Limit : FCC PART 15C PEAK
 Env. / Ins. : 23.2*C/52.5% Engineer : nier
 Test Mode : 11n HT20 2462MHz TX
 :
 :

No.	Freq. (MHz)	Ant. Factor (dB/m)	Cable Loss (dB)	Amp factor (dB)	Reading (dBuV)	Emission Level (dBuV/m)	Limits (dBuV/m)	Margin (dB)	Remark
1	4924.00	31.70	3.37	33.69	36.25	37.63	54.00	16.37	Average
2	4924.00	31.70	3.37	33.69	46.62	48.00	74.00	26.00	Peak

Remarks: 1. Emission Level= Antenna Factor + Cable Loss + Reading -Amp factor.
 2. The emission levels that are 20dB below the official limit are not reported.



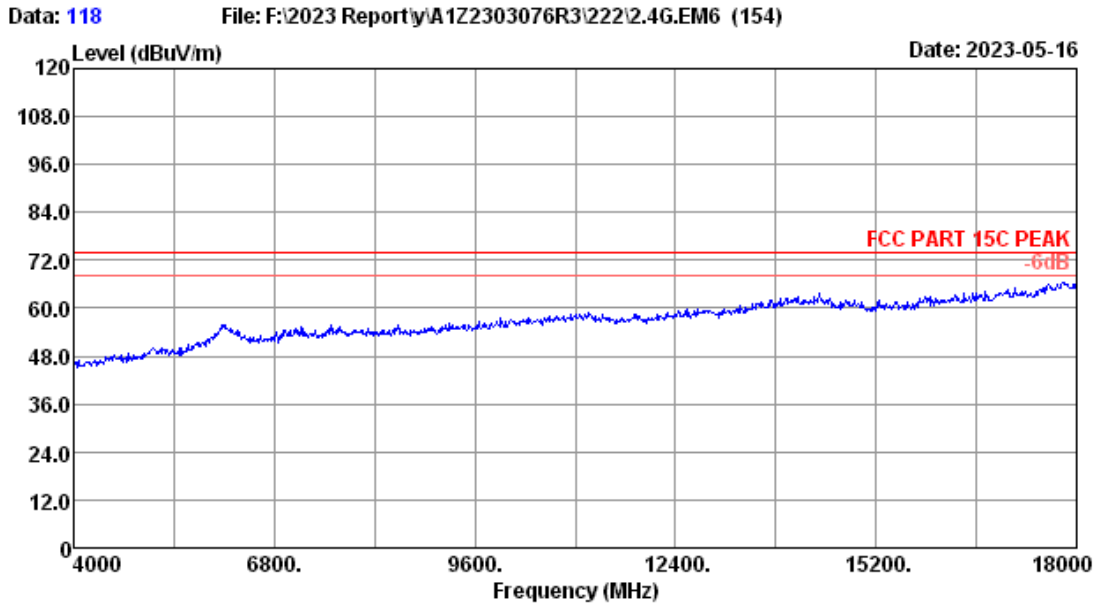
Site no.	: 3m Chamber	Data no.	: 116
Dis. / Ant.	: 3m 2022 MCTD1209-3006	Ant. pol.	: VERTICAL
Limit	: FCC PART 15C PEAK		
Env. / Ins.	: 23.2*C/52.5%	Engineer	: nier
Test Mode	: 11n HT20 2462MHz TX		
	:		
	:		



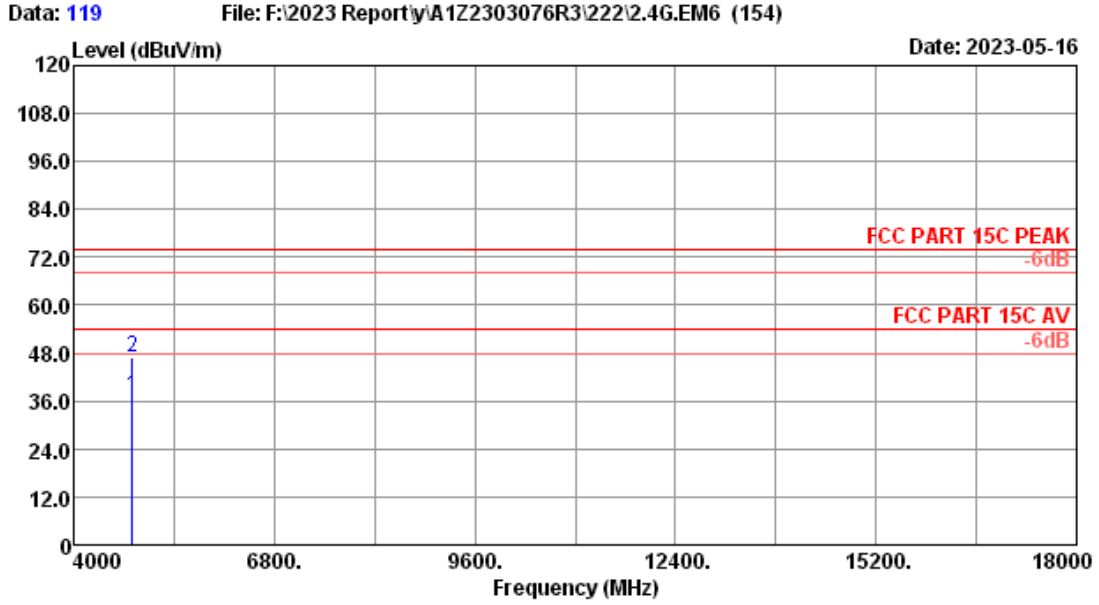
Site no. : 3m Chamber Data no. : 117
 Dis. / Ant. : 3m 2022 MCTD1209-3006 Ant. pol. : HORIZONTAL
 Limit : FCC PART 15C PEAK
 Env. / Ins. : 23.2*C/52.5% Engineer : nier
 Test Mode : 11n HT20 2462MHz TX
 :
 :

No.	Freq. (MHz)	Ant. Factor (dB/m)	Cable Loss (dB)	Amp factor (dB)	Reading (dBuV)	Emission Level (dBuV/m)	Limits (dBuV/m)	Margin (dB)	Remark
1	4924.00	31.70	3.37	33.69	36.15	37.53	54.00	16.47	Average
2	4924.00	31.70	3.37	33.69	45.90	47.28	74.00	26.72	Peak

Remarks: 1. Emission Level= Antenna Factor + Cable Loss + Reading -Amp factor.
 2. The emission levels that are 20dB below the official limit are not reported.



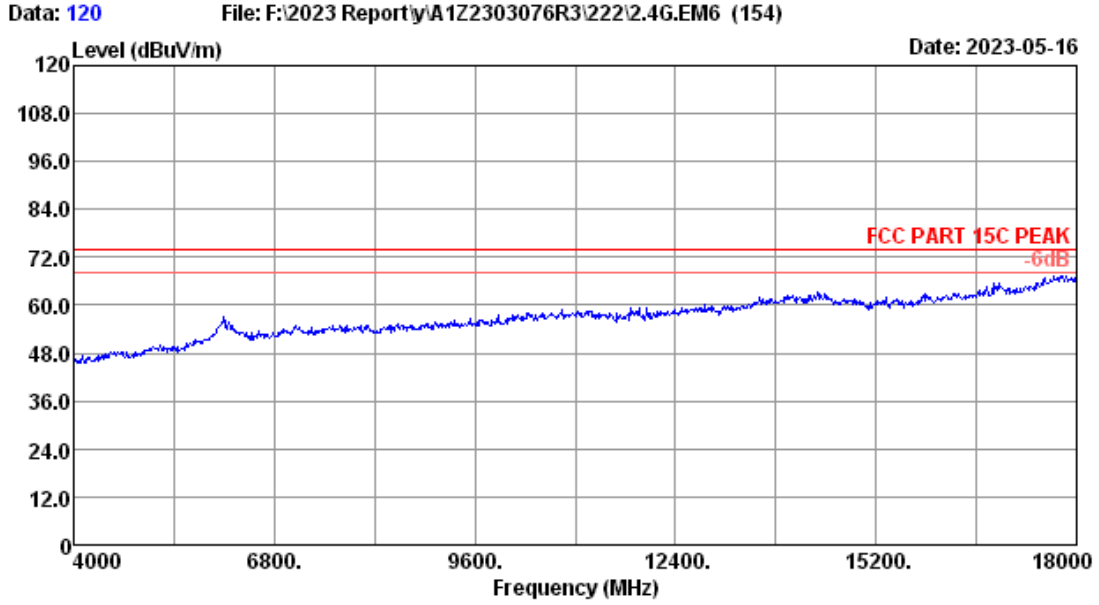
Site no.	: 3m Chamber	Data no.	: 118
Dis. / Ant.	: 3m 2022 MCTD1209-3006	Ant. pol.	: HORIZONTAL
Limit	: FCC PART 15C PEAK		
Env. / Ins.	: 23.2*C/52.5%	Engineer	: nier
Test Mode	: 11n HT20 2462MHz TX		
	:		
	:		



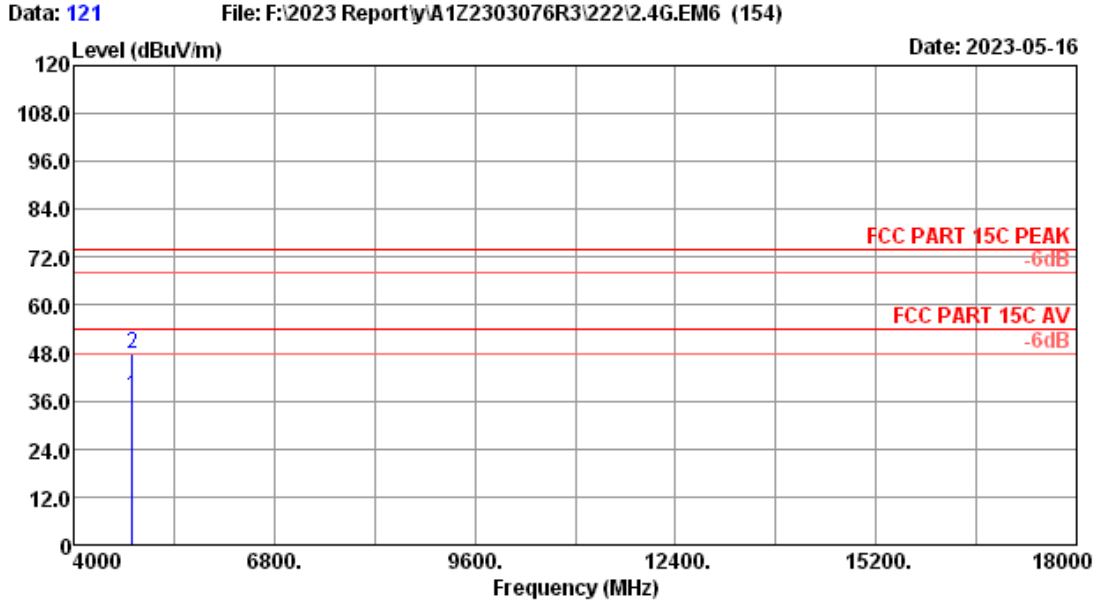
Site no. : 3m Chamber Data no. : 119
 Dis. / Ant. : 3m 2022 MCTD1209-3006 Ant. pol. : HORIZONTAL
 Limit : FCC PART 15C PEAK
 Env. / Ins. : 23.2*C/52.5% Engineer : nier
 Test Mode : 11ax HE20 2412MHz TX
 :
 :

No.	Freq. (MHz)	Ant. Factor (dB/m)	Cable Loss (dB)	Amp factor (dB)	Reading (dBuV)	Emission Level (dBuV/m)	Limits (dBuV/m)	Margin (dB)	Remark
1	4824.00	31.25	3.33	33.68	36.12	37.02	54.00	16.98	Average
2	4824.00	31.25	3.33	33.68	46.25	47.15	74.00	26.85	Peak

Remarks: 1. Emission Level= Antenna Factor + Cable Loss + Reading -Amp factor.
 2. The emission levels that are 20dB below the official limit are not reported.



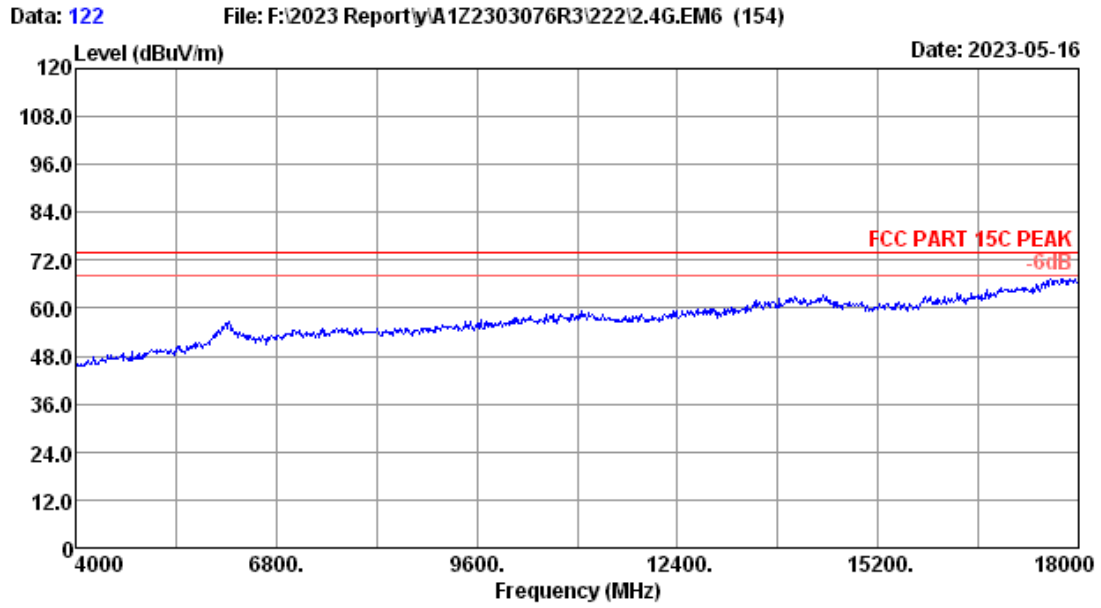
Site no.	: 3m Chamber	Data no.	: 120
Dis. / Ant.	: 3m 2022 MCTD1209-3006	Ant. pol.	: HORIZONTAL
Limit	: FCC PART 15C PEAK		
Env. / Ins.	: 23.2*C/52.5%	Engineer	: nier
Test Mode	: 11ax HE20 2412MHz TX		
	:		
	:		



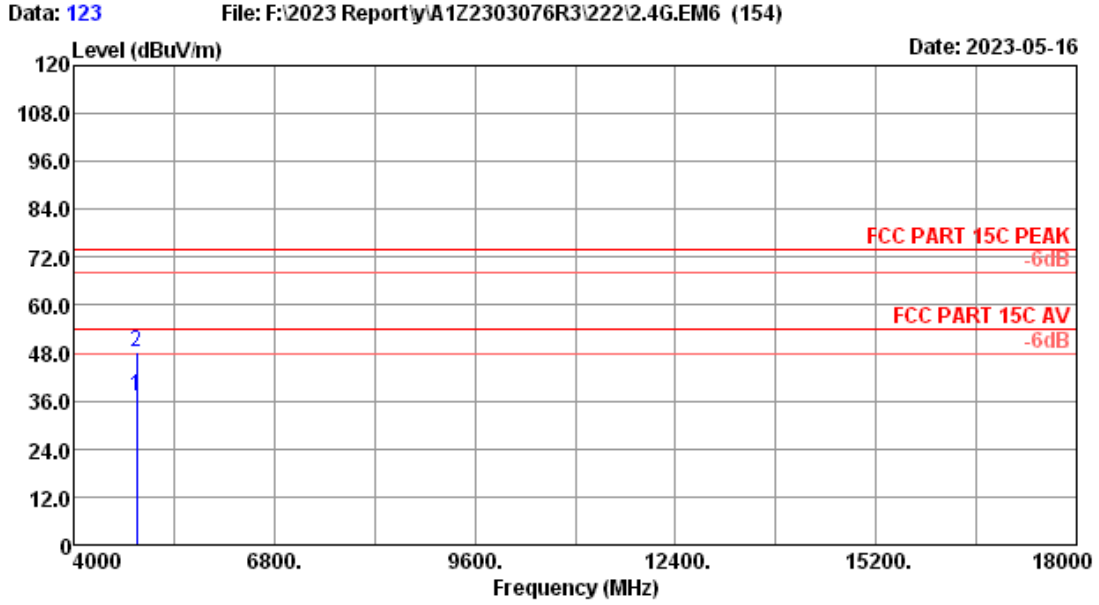
Site no. : 3m Chamber Data no. : 121
 Dis. / Ant. : 3m 2022 MCTD1209-3006 Ant. pol. : VERTICAL
 Limit : FCC PART 15C PEAK
 Env. / Ins. : 23.2*C/52.5% Engineer : nier
 Test Mode : 11ax HE20 2412MHz TX
 :
 :

No.	Freq. (MHz)	Ant. Factor (dB/m)	Cable Loss (dB)	Amp factor (dB)	Reading (dBuV)	Emission Level (dBuV/m)	Limits (dBuV/m)	Margin (dB)	Remark
1	4824.00	31.25	3.33	33.68	36.19	37.09	54.00	16.91	Average
2	4824.00	31.25	3.33	33.68	47.08	47.98	74.00	26.02	Peak

Remarks: 1. Emission Level= Antenna Factor + Cable Loss + Reading -Amp factor.
 2. The emission levels that are 20dB below the official limit are not reported.



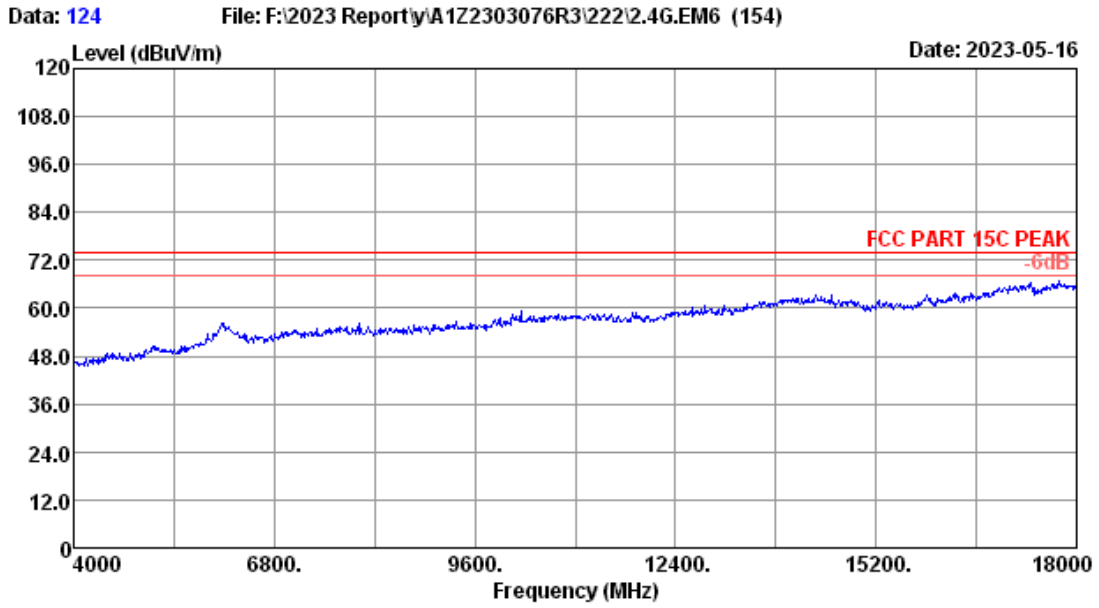
Site no.	: 3m Chamber	Data no.	: 122
Dis. / Ant.	: 3m 2022 MCTD1209-3006	Ant. pol.	: VERTICAL
Limit	: FCC PART 15C PEAK		
Env. / Ins.	: 23.2*C/52.5%	Engineer	: nier
Test Mode	: 11ax HE20 2412MHz TX		
	:		
	:		



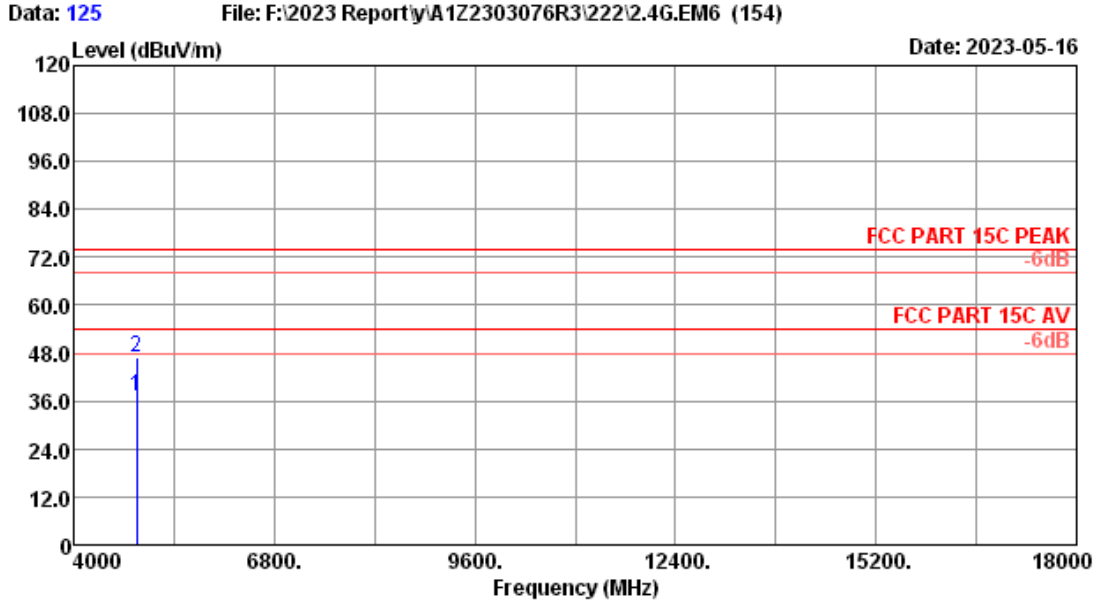
Site no. : 3m Chamber Data no. : 123
 Dis. / Ant. : 3m 2022 MCTD1209-3006 Ant. pol. : VERTICAL
 Limit : FCC PART 15C PEAK
 Env. / Ins. : 23.2*C/52.5% Engineer : nier
 Test Mode : 11ax HE20 2437MHz TX
 :
 :

No.	Freq. (MHz)	Ant. Factor (dB/m)	Cable Loss (dB)	Amp factor (dB)	Reading (dBUV)	Emission Level (dBUV/m)	Limits (dBUV/m)	Margin (dB)	Remark
1	4874.00	31.43	3.35	33.69	36.19	37.28	54.00	16.72	Average
2	4874.00	31.43	3.35	33.69	47.26	48.35	74.00	25.65	Peak

Remarks: 1. Emission Level= Antenna Factor + Cable Loss + Reading -Amp factor.
 2. The emission levels that are 20dB below the official limit are not reported.



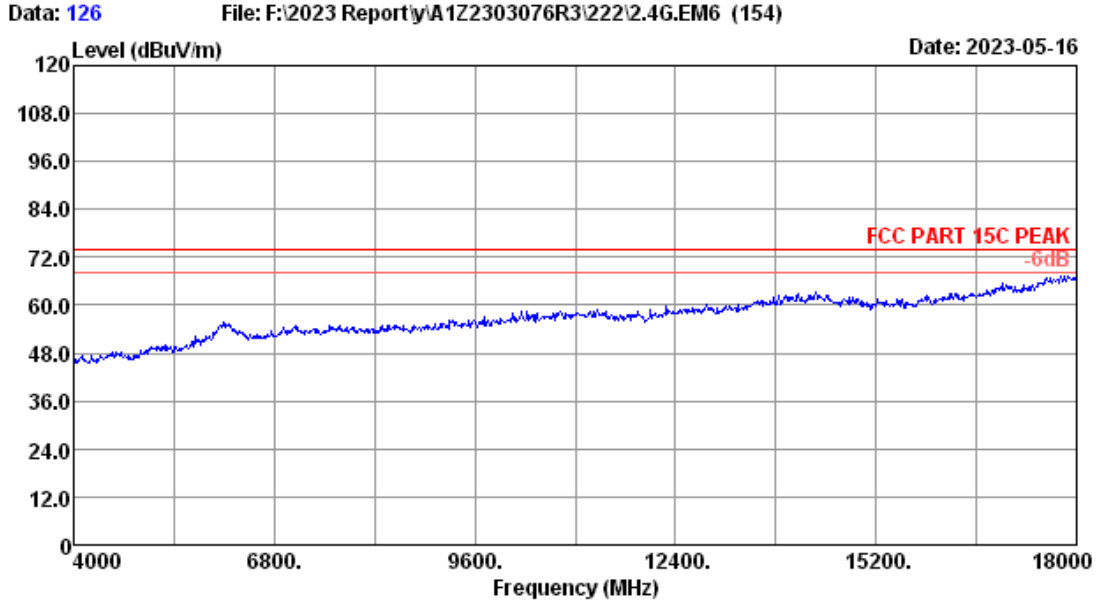
Site no.	: 3m Chamber	Data no.	: 124
Dis. / Ant.	: 3m 2022 MCTD1209-3006	Ant. pol.	: VERTICAL
Limit	: FCC PART 15C PEAK		
Env. / Ins.	: 23.2*C/52.5%	Engineer	: nier
Test Mode	: 11ax HE20 2437MHz TX		
	:		
	:		



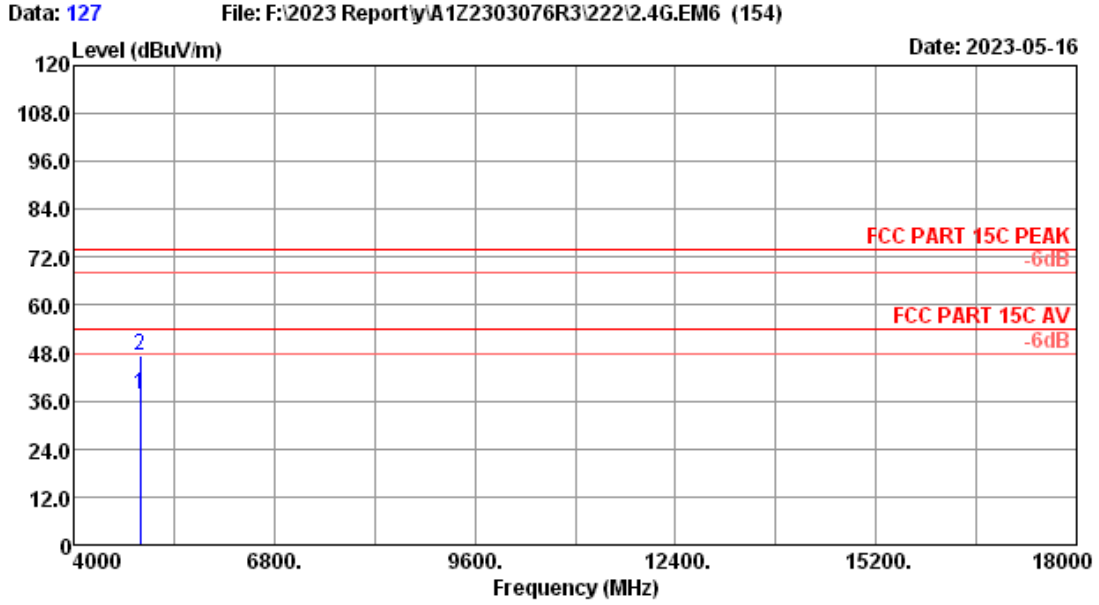
Site no. : 3m Chamber Data no. : 125
 Dis. / Ant. : 3m 2022 MCTD1209-3006 Ant. pol. : HORIZONTAL
 Limit : FCC PART 15C PEAK
 Env. / Ins. : 23.2*C/52.5% Engineer : nier
 Test Mode : 11ax HE20 2437MHz TX
 :
 :

No.	Freq. (MHz)	Ant. Factor (dB/m)	Cable Loss (dB)	Amp factor (dB)	Reading (dBuV)	Emission Level (dBuV/m)	Limits (dBuV/m)	Margin (dB)	Remark
1	4874.00	31.43	3.35	33.69	36.13	37.22	54.00	16.78	Average
2	4874.00	31.43	3.35	33.69	45.82	46.91	74.00	27.09	Peak

Remarks: 1. Emission Level= Antenna Factor + Cable Loss + Reading -Amp factor.
 2. The emission levels that are 20dB below the official limit are not reported.



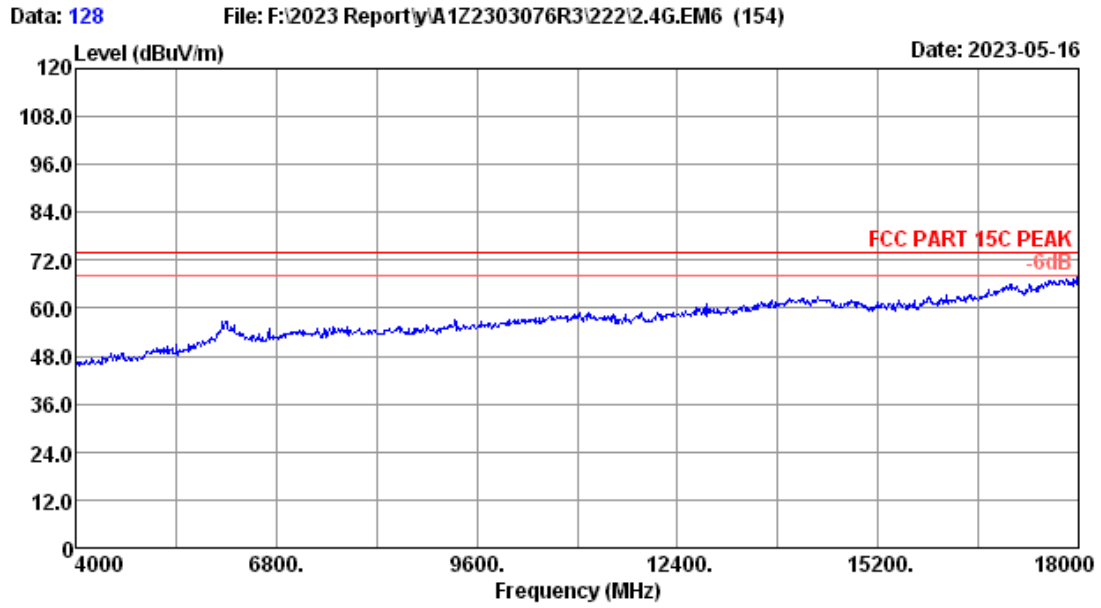
Site no.	: 3m Chamber	Data no.	: 126
Dis. / Ant.	: 3m 2022 MCTD1209-3006	Ant. pol.	: HORIZONTAL
Limit	: FCC PART 15C PEAK		
Env. / Ins.	: 23.2*C/52.5%	Engineer	: nier
Test Mode	: 11ax HE20 2437MHz TX		
	:		
	:		



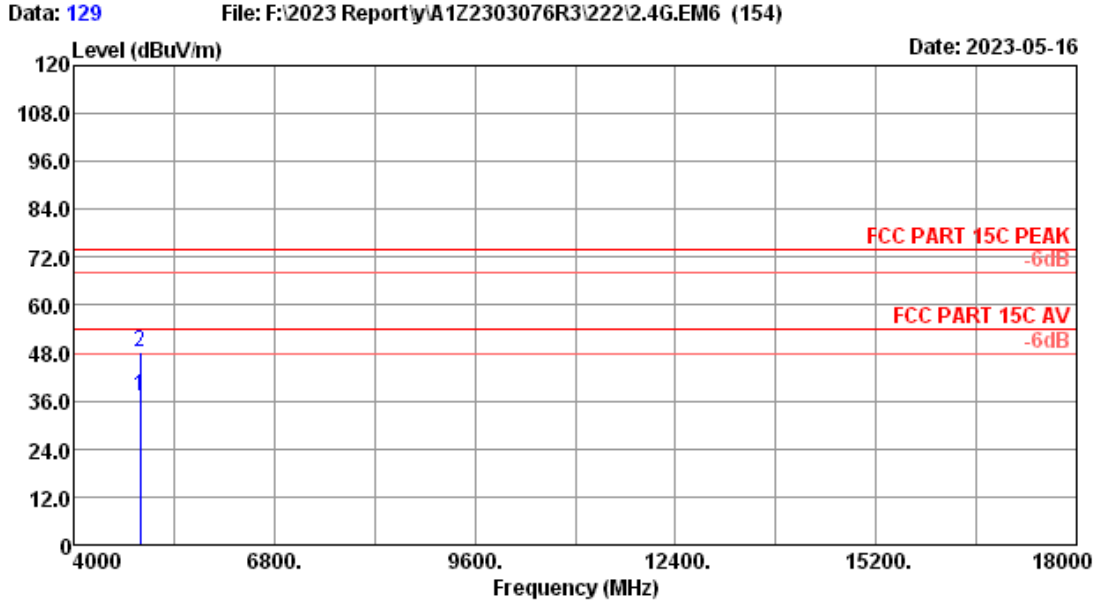
Site no. : 3m Chamber Data no. : 127
 Dis. / Ant. : 3m 2022 MCTD1209-3006 Ant. pol. : HORIZONTAL
 Limit : FCC PART 15C PEAK
 Env. / Ins. : 23.2*C/52.5% Engineer : nier
 Test Mode : 11ax HE20 2462MHz TX
 :
 :

No.	Freq. (MHz)	Ant. Factor (dB/m)	Cable Loss (dB)	Amp factor (dB)	Reading (dBUV)	Emission Level (dBUV/m)	Limits (dBUV/m)	Margin (dB)	Remark
1	4924.00	31.70	3.37	33.69	36.24	37.62	54.00	16.38	Average
2	4924.00	31.70	3.37	33.69	45.85	47.23	74.00	26.77	Peak

Remarks: 1. Emission Level= Antenna Factor + Cable Loss + Reading -Amp factor.
 2. The emission levels that are 20dB below the official limit are not reported.



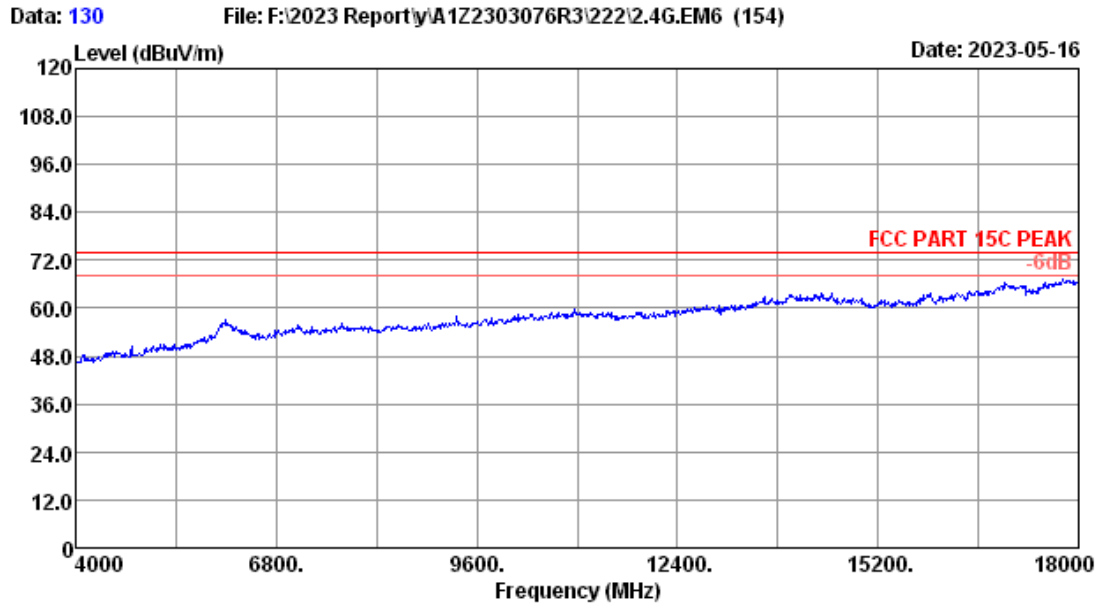
Site no.	: 3m Chamber	Data no.	: 128
Dis. / Ant.	: 3m 2022 MCTD1209-3006	Ant. pol.	: HORIZONTAL
Limit	: FCC PART 15C PEAK		
Env. / Ins.	: 23.2*C/52.5%	Engineer	: nier
Test Mode	: 11ax HE20 2462MHz TX		
	:		
	:		



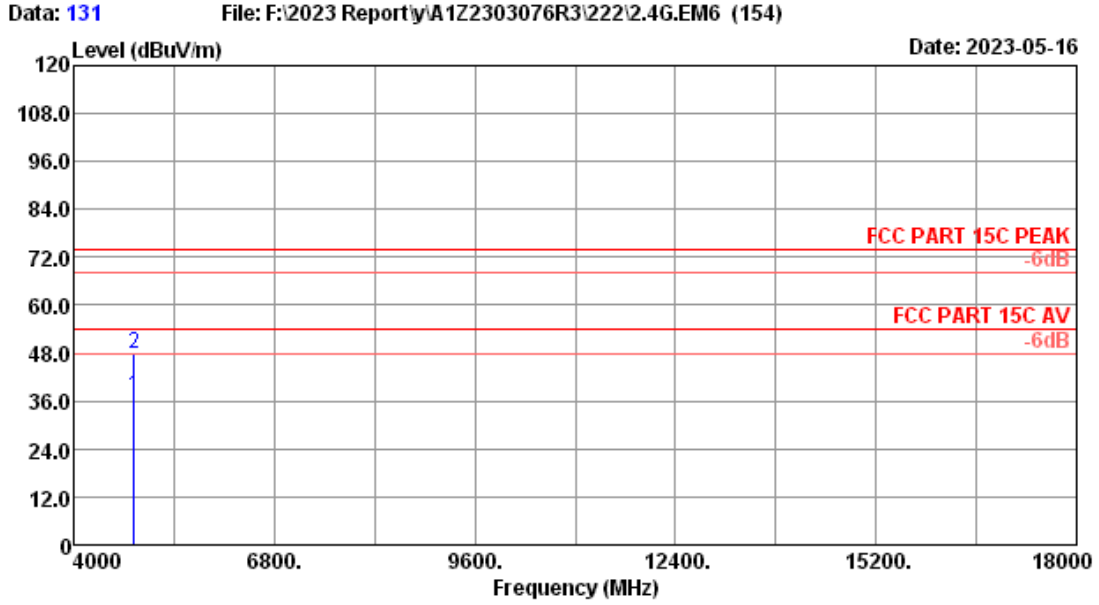
Site no. : 3m Chamber Data no. : 129
 Dis. / Ant. : 3m 2022 MCTD1209-3006 Ant. pol. : VERTICAL
 Limit : FCC PART 15C PEAK
 Env. / Ins. : 23.2*C/52.5% Engineer : nier
 Test Mode : 11ax HE20 2462MHz TX
 :
 :

No.	Freq. (MHz)	Ant. Factor (dB/m)	Cable Loss (dB)	Amp factor (dB)	Reading (dBuV)	Emission Level (dBuV/m)	Limits (dBuV/m)	Margin (dB)	Remark
1	4924.00	31.70	3.37	33.69	35.94	37.32	54.00	16.68	Average
2	4924.00	31.70	3.37	33.69	46.90	48.28	74.00	25.72	Peak

Remarks: 1. Emission Level= Antenna Factor + Cable Loss + Reading -Amp factor.
 2. The emission levels that are 20dB below the official limit are not reported.



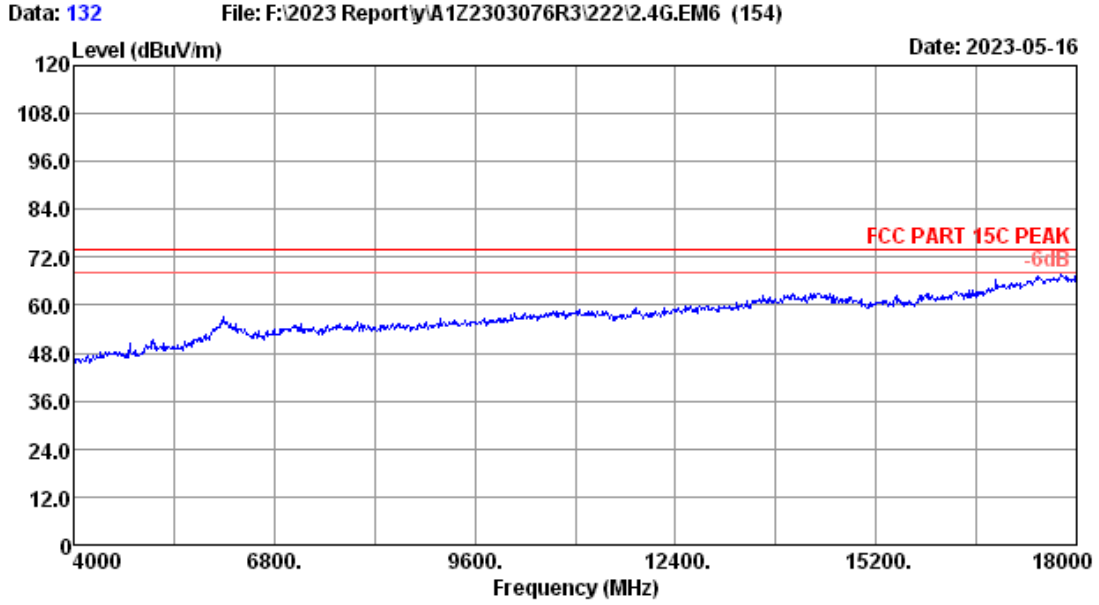
Site no.	: 3m Chamber	Data no.	: 130
Dis. / Ant.	: 3m 2022 MCTD1209-3006	Ant. pol.	: VERTICAL
Limit	: FCC PART 15C PEAK		
Env. / Ins.	: 23.2*C/52.5%	Engineer	: nier
Test Mode	: 11ax HE20 2462MHz TX		
	:		
	:		



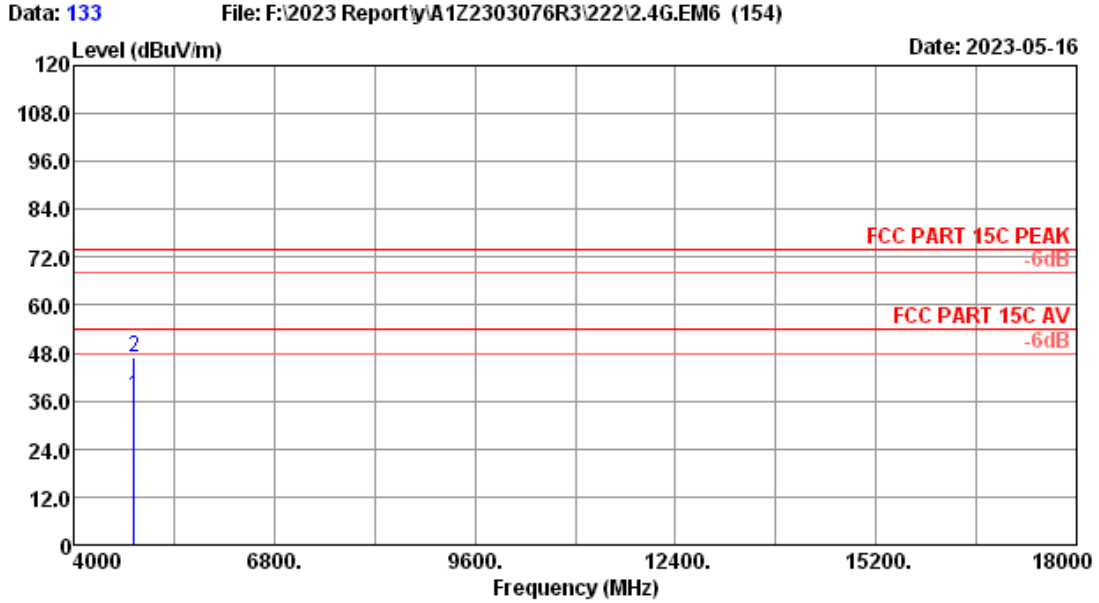
Site no. : 3m Chamber Data no. : 131
 Dis. / Ant. : 3m 2022 MCTD1209-3006 Ant. pol. : VERTICAL
 Limit : FCC PART 15C PEAK
 Env. / Ins. : 23.2*C/52.5% Engineer : nier
 Test Mode : 11n HT40 2422MHz TX
 :
 :

No.	Freq. (MHz)	Ant. Factor (dB/m)	Cable Loss (dB)	Amp factor (dB)	Reading (dBUV)	Emission Level (dBUV/m)	Limits (dBUV/m)	Margin (dB)	Remark
1	4844.00	31.30	3.34	33.68	36.14	37.10	54.00	16.90	Average
2	4844.00	31.30	3.34	33.68	47.04	48.00	74.00	26.00	Peak

Remarks: 1. Emission Level= Antenna Factor + Cable Loss + Reading -Amp factor.
 2. The emission levels that are 20dB below the official limit are not reported.



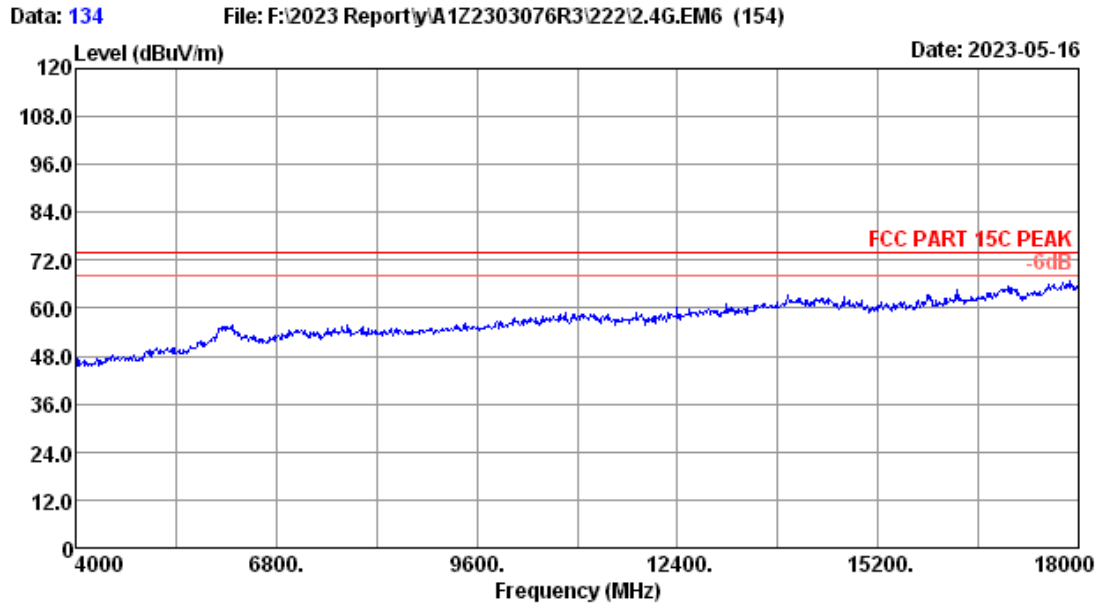
Site no.	: 3m Chamber	Data no.	: 132
Dis. / Ant.	: 3m 2022 MCTD1209-3006	Ant. pol.	: VERTICAL
Limit	: FCC PART 15C PEAK		
Env. / Ins.	: 23.2*C/52.5%	Engineer	: nier
Test Mode	: 11n HT40 2422MHz TX		
	:		
	:		



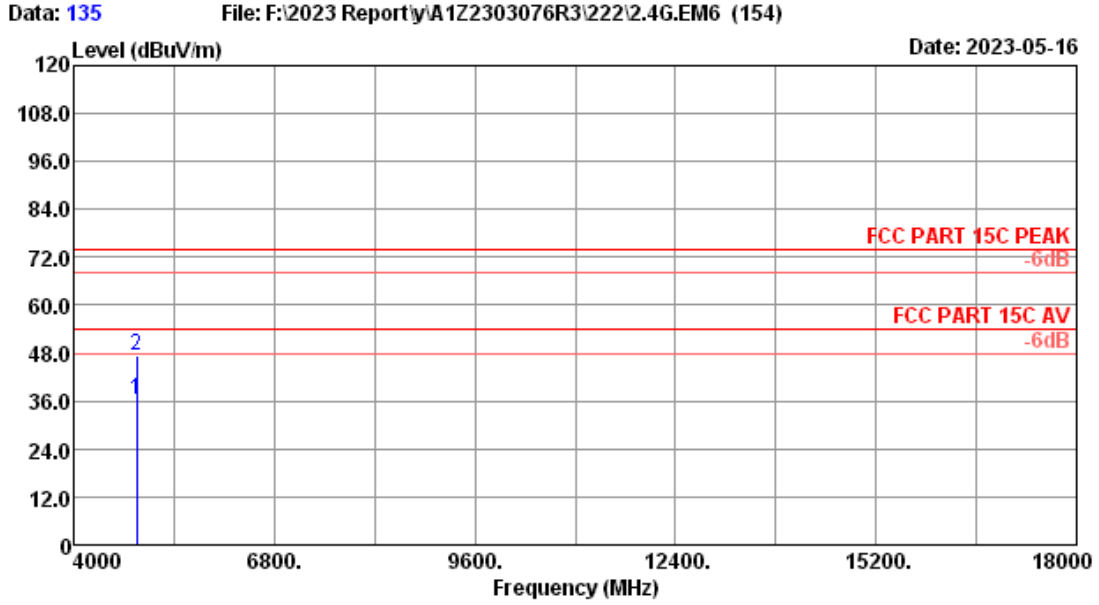
Site no. : 3m Chamber Data no. : 133
 Dis. / Ant. : 3m 2022 MCTD1209-3006 Ant. pol. : HORIZONTAL
 Limit : FCC PART 15C PEAK
 Env. / Ins. : 23.2*C/52.5% Engineer : nier
 Test Mode : 11n HT40 2422MHz TX
 :
 :

No.	Freq. (MHz)	Ant. Factor (dB/m)	Cable Loss (dB)	Amp factor (dB)	Reading (dBuV)	Emission Level (dBuV/m)	Limits (dBuV/m)	Margin (dB)	Remark
1	4844.00	31.30	3.34	33.68	36.03	36.99	54.00	17.01	Average
2	4844.00	31.30	3.34	33.68	46.03	46.99	74.00	27.01	Peak

Remarks: 1. Emission Level= Antenna Factor + Cable Loss + Reading -Amp factor.
 2. The emission levels that are 20dB below the official limit are not reported.



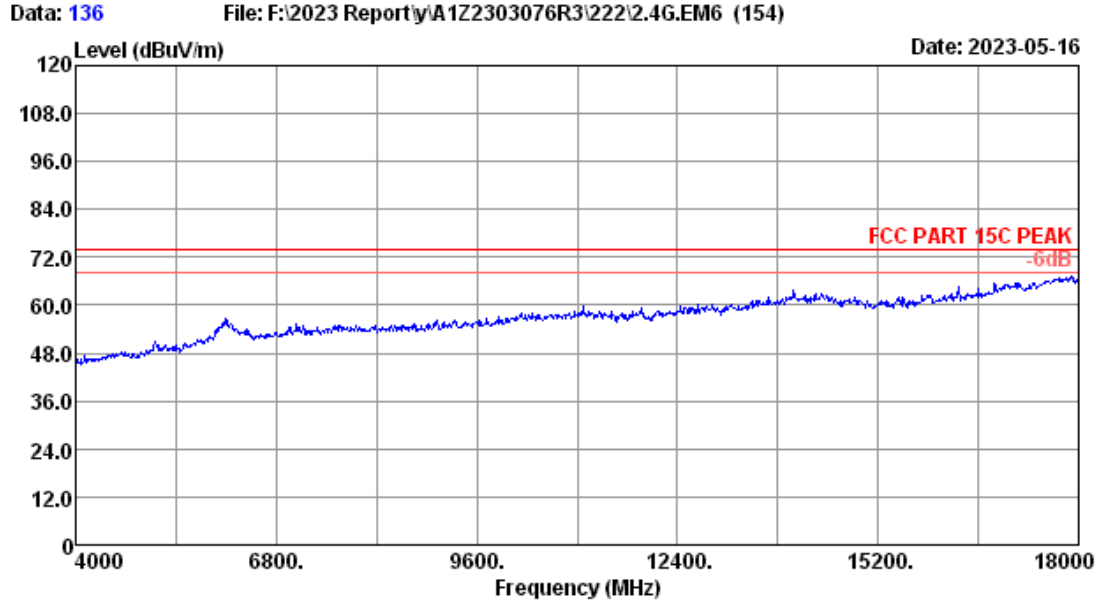
Site no.	: 3m Chamber	Data no.	: 134
Dis. / Ant.	: 3m 2022 MCTD1209-3006	Ant. pol.	: HORIZONTAL
Limit	: FCC PART 15C PEAK		
Env. / Ins.	: 23.2*C/52.5%	Engineer	: nier
Test Mode	: 11n HT40 2422MHz TX		
	:		
	:		



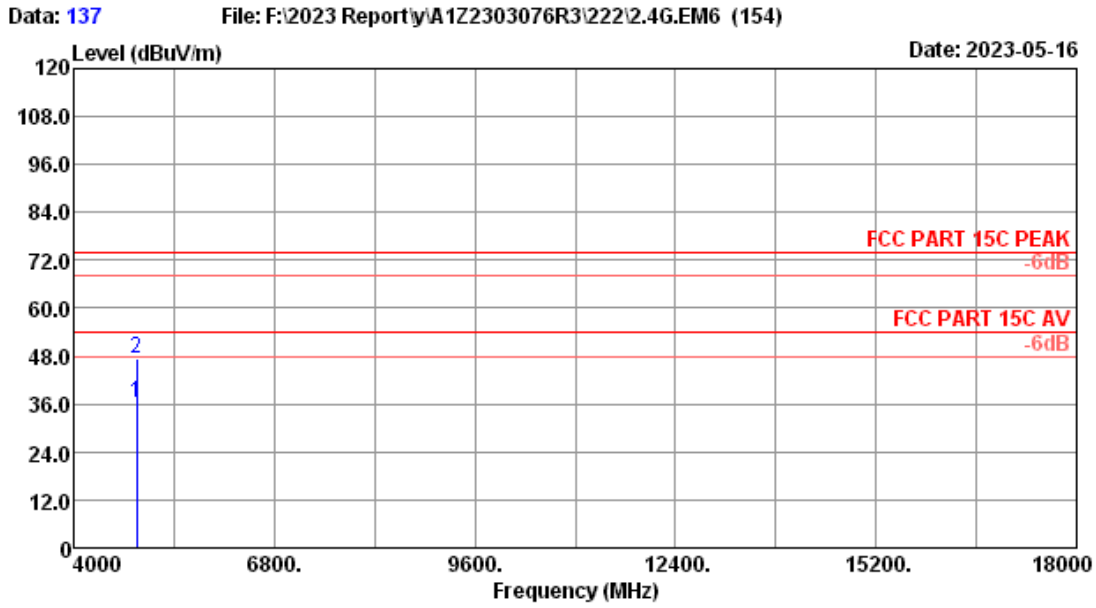
Site no. : 3m Chamber Data no. : 135
 Dis. / Ant. : 3m 2022 MCTD1209-3006 Ant. pol. : HORIZONTAL
 Limit : FCC PART 15C PEAK
 Env. / Ins. : 23.2*C/52.5% Engineer : nier
 Test Mode : 11n HT40 2437MHz TX
 :
 :

No.	Freq. (MHz)	Ant. Factor (dB/m)	Cable Loss (dB)	Amp factor (dB)	Reading (dBuV)	Emission Level (dBuV/m)	Limits (dBuV/m)	Margin (dB)	Remark
1	4874.00	31.43	3.35	33.69	35.19	36.28	54.00	17.72	Average
2	4874.00	31.43	3.35	33.69	46.32	47.41	74.00	26.59	Peak

Remarks: 1. Emission Level= Antenna Factor + Cable Loss + Reading -Amp factor.
 2. The emission levels that are 20dB below the official limit are not reported.



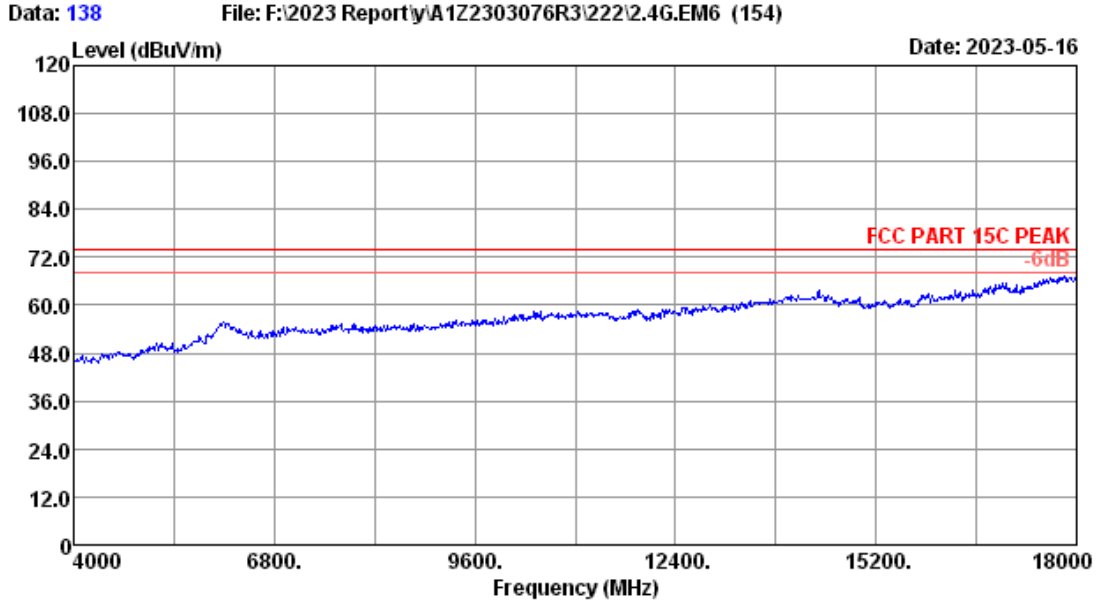
Site no.	: 3m Chamber	Data no.	: 136
Dis. / Ant.	: 3m 2022 MCTD1209-3006	Ant. pol.	: HORIZONTAL
Limit	: FCC PART 15C PEAK		
Env. / Ins.	: 23.2*C/52.5%	Engineer	: nier
Test Mode	: 11n HT40 2437MHz TX		
	:		
	:		



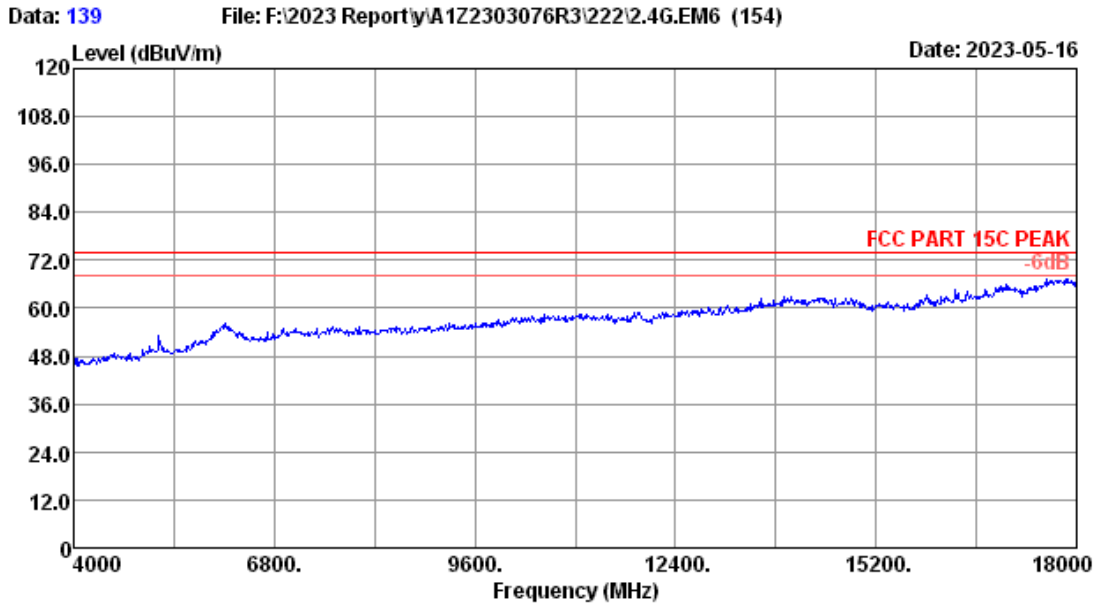
Site no. : 3m Chamber Data no. : 137
 Dis. / Ant. : 3m 2022 MCTD1209-3006 Ant. pol. : VERTICAL
 Limit : FCC PART 15C PEAK
 Env. / Ins. : 23.2*C/52.5% Engineer : nier
 Test Mode : 11n HT40 2437MHz TX
 :
 :

No.	Freq. (MHz)	Ant. Factor (dB/m)	Cable Loss (dB)	Amp factor (dB)	Reading (dBuV)	Emission Level (dBuV/m)	Limits (dBuV/m)	Margin (dB)	Remark
1	4874.00	31.43	3.35	33.69	35.25	36.34	54.00	17.66	Average
2	4874.00	31.43	3.35	33.69	46.35	47.44	74.00	26.56	Peak

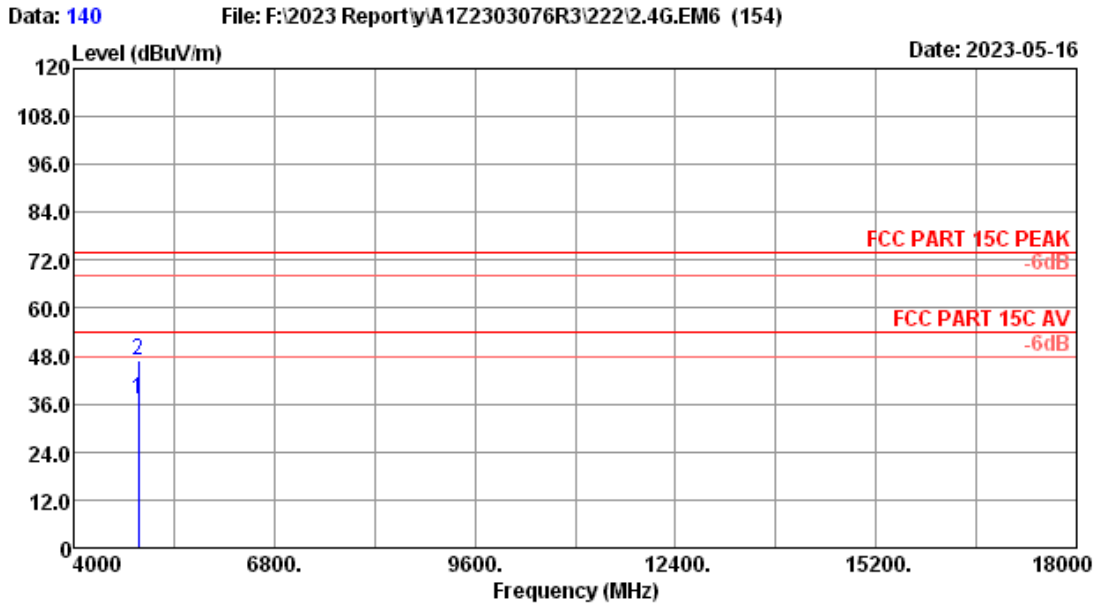
Remarks: 1. Emission Level= Antenna Factor + Cable Loss + Reading -Amp factor.
 2. The emission levels that are 20dB below the official limit are not reported.



Site no.	: 3m Chamber	Data no.	: 138
Dis. / Ant.	: 3m 2022 MCTD1209-3006	Ant. pol.	: VERTICAL
Limit	: FCC PART 15C PEAK		
Env. / Ins.	: 23.2*C/52.5%	Engineer	: nier
Test Mode	: 11n HT40 2437MHz TX		
	:		
	:		



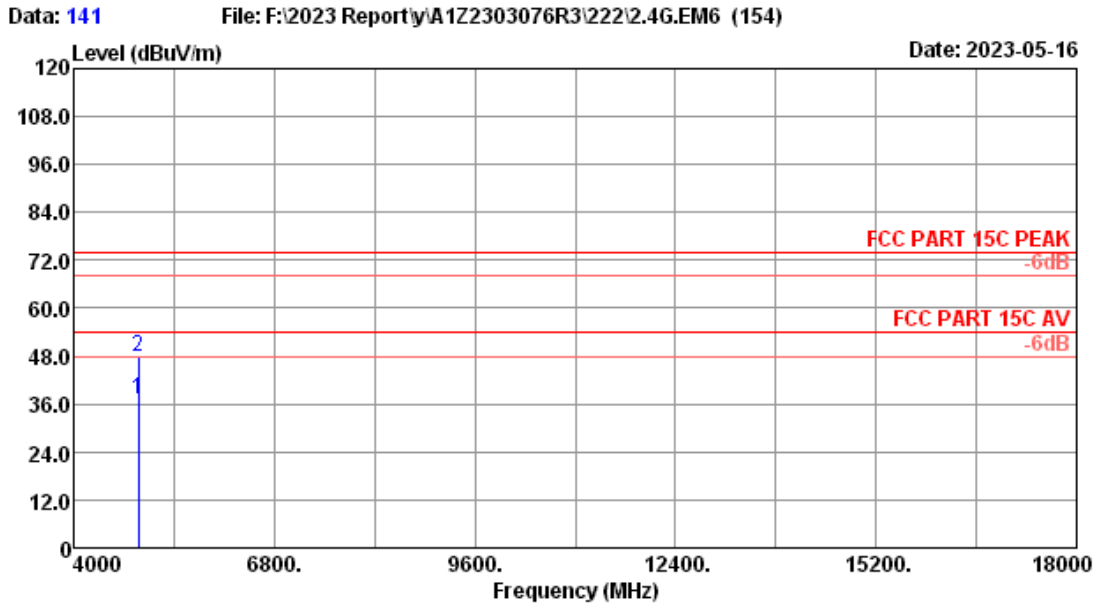
Site no.	: 3m Chamber	Data no.	: 139
Dis. / Ant.	: 3m 2022 MCTD1209-3006	Ant. pol.	: VERTICAL
Limit	: FCC PART 15C PEAK		
Env. / Ins.	: 23.2*C/52.5%	Engineer	: nier
Test Mode	: 11n HT40 2452MHz TX		
	:		
	:		



Site no. : 3m Chamber Data no. : 140
 Dis. / Ant. : 3m 2022 MCTD1209-3006 Ant. pol. : VERTICAL
 Limit : FCC PART 15C PEAK
 Env. / Ins. : 23.2*C/52.5% Engineer : nier
 Test Mode : 11n HT40 2452MHz TX
 :
 :

No.	Freq. (MHz)	Ant. Factor (dB/m)	Cable Loss (dB)	Amp factor (dB)	Reading (dBUV)	Emission Level (dBUV/m)	Limits (dBUV/m)	Margin (dB)	Remark
1	4904.00	31.60	3.37	33.69	35.84	37.12	54.00	16.88	Average
2	4904.00	31.60	3.37	33.69	45.85	47.13	74.00	26.87	Peak

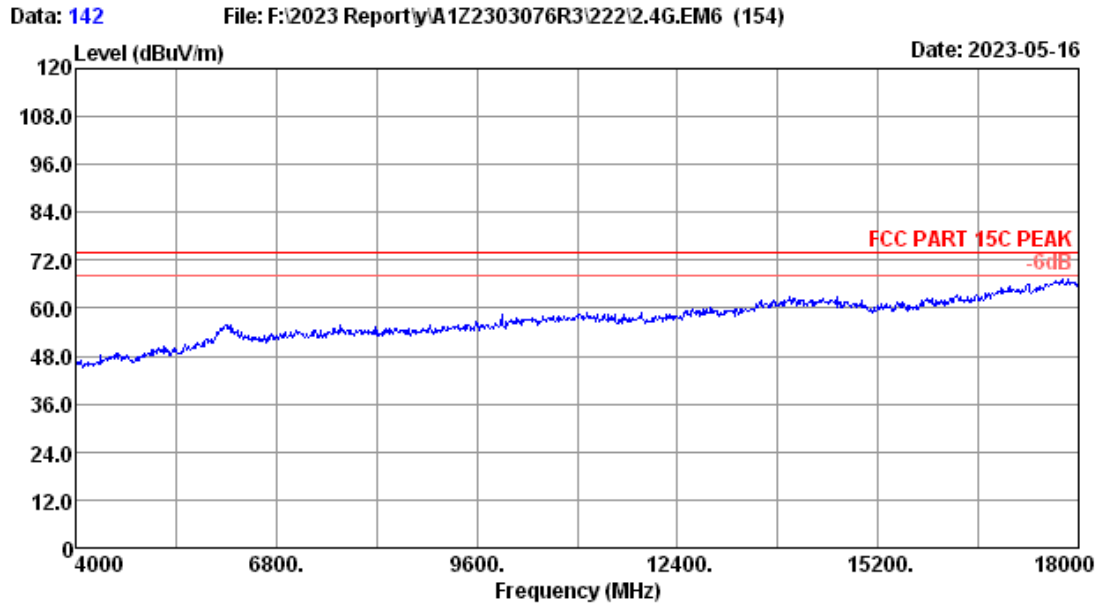
Remarks: 1. Emission Level= Antenna Factor + Cable Loss + Reading -Amp factor.
 2. The emission levels that are 20dB below the official limit are not reported.



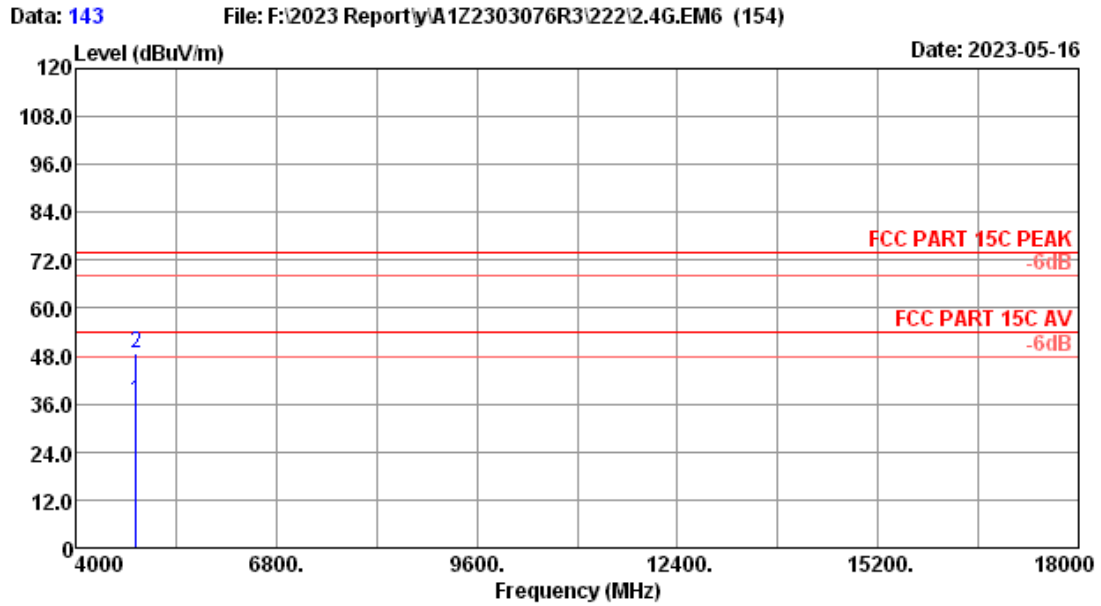
Site no. : 3m Chamber Data no. : 141
 Dis. / Ant. : 3m 2022 MCTD1209-3006 Ant. pol. : HORIZONTAL
 Limit : FCC PART 15C PEAK
 Env. / Ins. : 23.2*C/52.5% Engineer : nier
 Test Mode : 11n HT40 2452MHz TX
 :
 :

No.	Freq. (MHz)	Ant. Factor (dB/m)	Cable Loss (dB)	Amp factor (dB)	Reading (dBuV)	Emission Level (dBuV/m)	Limits (dBuV/m)	Margin (dB)	Remark
1	4904.00	31.60	3.37	33.69	35.74	37.02	54.00	16.98	Average
2	4904.00	31.60	3.37	33.69	46.50	47.78	74.00	26.22	Peak

Remarks: 1. Emission Level= Antenna Factor + Cable Loss + Reading -Amp factor.
 2. The emission levels that are 20dB below the official limit are not reported.



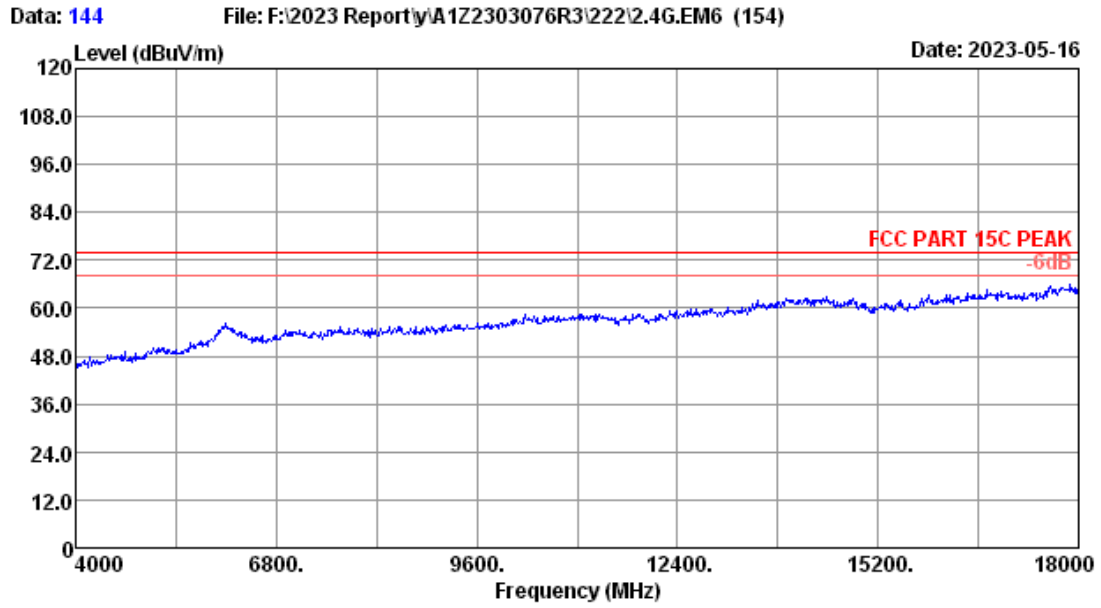
Site no.	: 3m Chamber	Data no.	: 142
Dis. / Ant.	: 3m 2022 MCTD1209-3006	Ant. pol.	: HORIZONTAL
Limit	: FCC PART 15C PEAK		
Env. / Ins.	: 23.2*C/52.5%	Engineer	: nier
Test Mode	: 11n HT40 2452MHz TX		
	:		
	:		



Site no. : 3m Chamber Data no. : 143
 Dis. / Ant. : 3m 2022 MCTD1209-3006 Ant. pol. : HORIZONTAL
 Limit : FCC PART 15C PEAK
 Env. / Ins. : 23.2*C/52.5% Engineer : nier
 Test Mode : 11ax HE40 2422MHz TX
 :
 :

No.	Freq. (MHz)	Ant. Factor (dB/m)	Cable Loss (dB)	Amp factor (dB)	Reading (dBUV)	Emission Level (dBUV/m)	Limits (dBUV/m)	Margin (dB)	Remark
1	4844.00	31.30	3.34	33.68	35.91	36.87	54.00	17.13	Average
2	4844.00	31.30	3.34	33.68	47.53	48.49	74.00	25.51	Peak

Remarks: 1. Emission Level= Antenna Factor + Cable Loss + Reading -Amp factor.
 2. The emission levels that are 20dB below the official limit are not reported.



Site no.	: 3m Chamber	Data no.	: 144
Dis. / Ant.	: 3m 2022 MCTD1209-3006	Ant. pol.	: HORIZONTAL
Limit	: FCC PART 15C PEAK		
Env. / Ins.	: 23.2*C/52.5%	Engineer	: nier
Test Mode	: 11ax HE40 2422MHz TX		
	:		
	:		