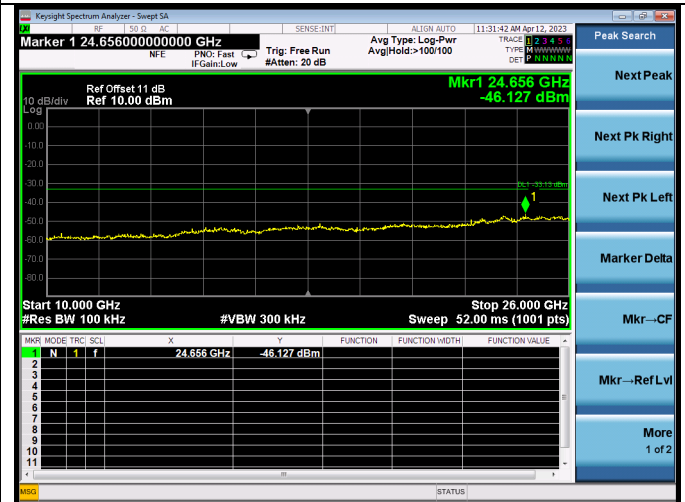
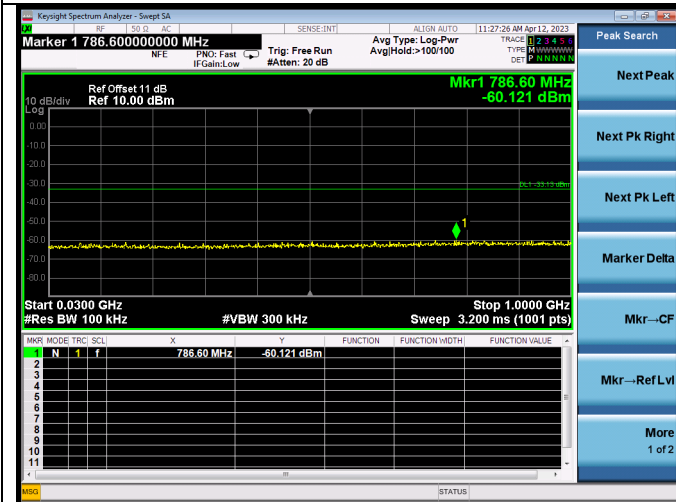
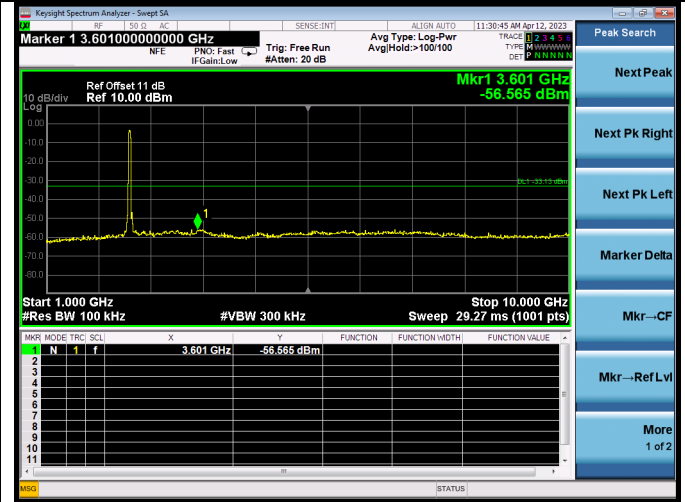
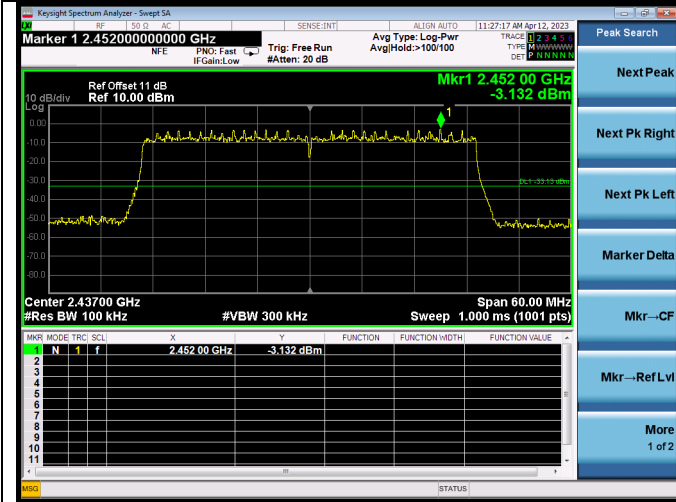

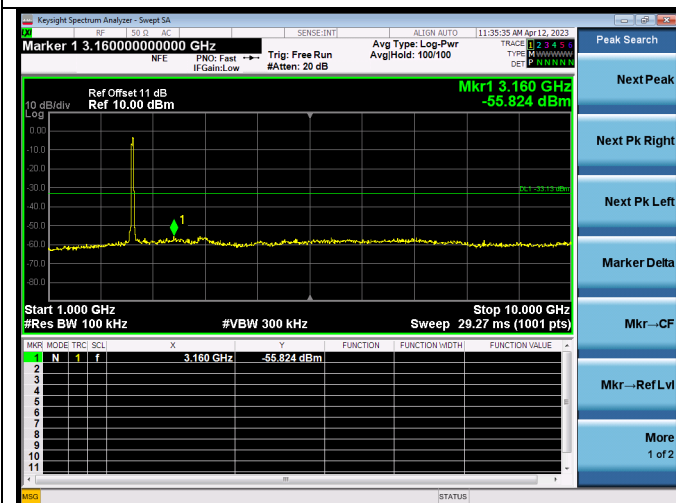
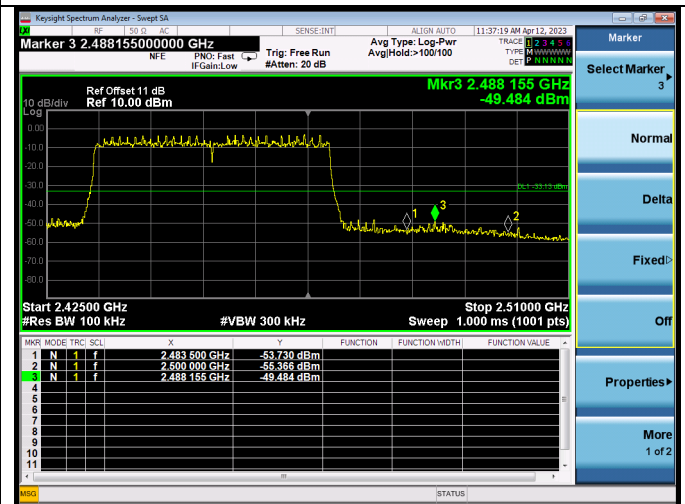
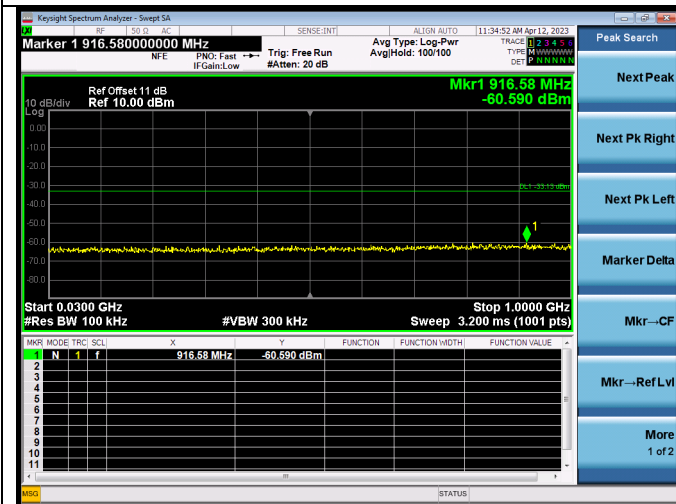
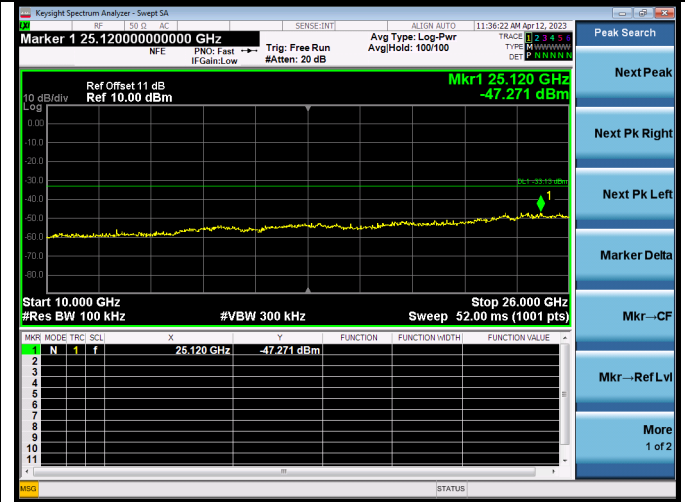
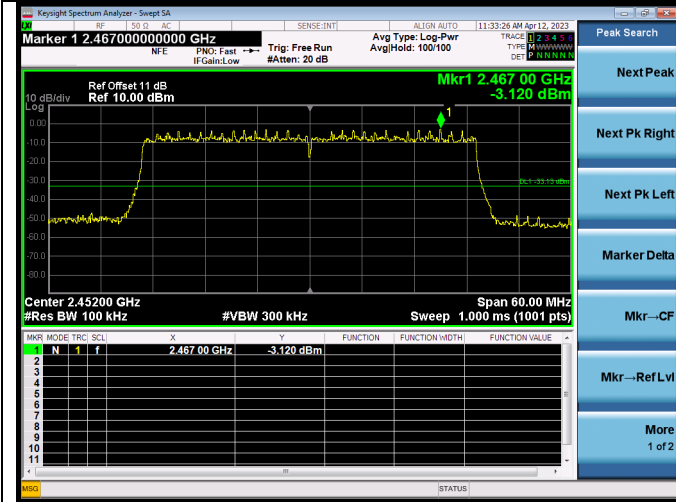


Test CH6: 2437MHz



Test CH11: 2452MHz



6. BAND EDGE COMPLIANCE TEST

6.1. Test Equipments

Item	Equipment	Manufacturer	Model No.	Serial No.	Last Cal.	Cal. Interval
1.	PXA Signal Analyzer	Agilent	N9030A	MY51380221	Apr.07,22	1 Year
2.	Amplifier	Agilent	8449B	3008A02495	Apr.06,22	1 Year
3.	Horn Antenna	ETC	MCTD 1209	DRH15F03006	Aug.12,22	1 Year
4.	RF Cable	eastsheep	141-SMA-JJ-1000	NO.1	Jul.01,22	1 Year
5.	PXA Signal Analyzer	Agilent	N9030A	MY51380221	Apr.01,23	1 Year
6.	Amplifier	Agilent	8449B	3008A02495	Apr.02,23	1 Year

6.2. Limit

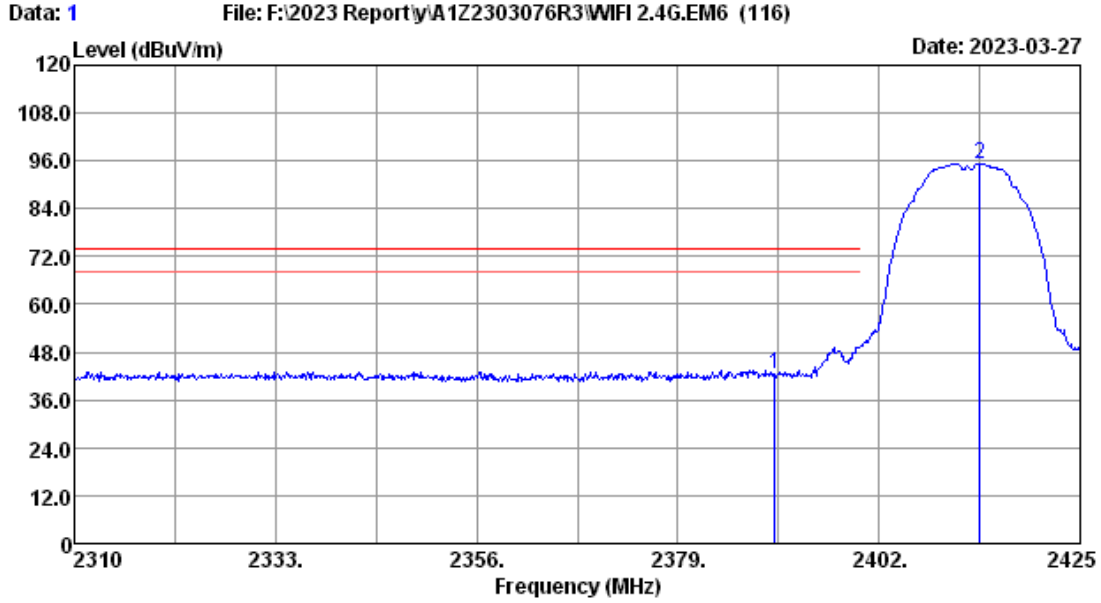
All the lower and upper band-edges emissions appearing within 2310MHz to 2390MHz and 2483.5MHz to 2500MHz restricted frequency bands shall not exceed the limits shown in 15.209, all the other emissions outside operation frequency band 2400MHz to 2483.5MHz shall be at least 20dB below the fundamental emissions, or comply with 15.209 limits.

6.3. Test Procedure

1. The EUT is placed on a turntable, which is 1.5m above the ground plane and worked at highest radiated power.
2. The turntable was rotated for 360 degrees to determine the position of maximum emission level.
3. EUT is set 3m away from the receiving antenna, which is varied from 1m to 4m to find out the highest emission.
4. Set the spectrum analyzer in the following setting in order to capture the lower and upper band-edges of the emission:
 - (a) PEAK: RBW=1MHz; VBW=3MHz; Sweep=AUTO
 - (b) AVERAGE: RBW=1MHz; VBW=10Hz; Sweep=AUTO

6.4. Test Results

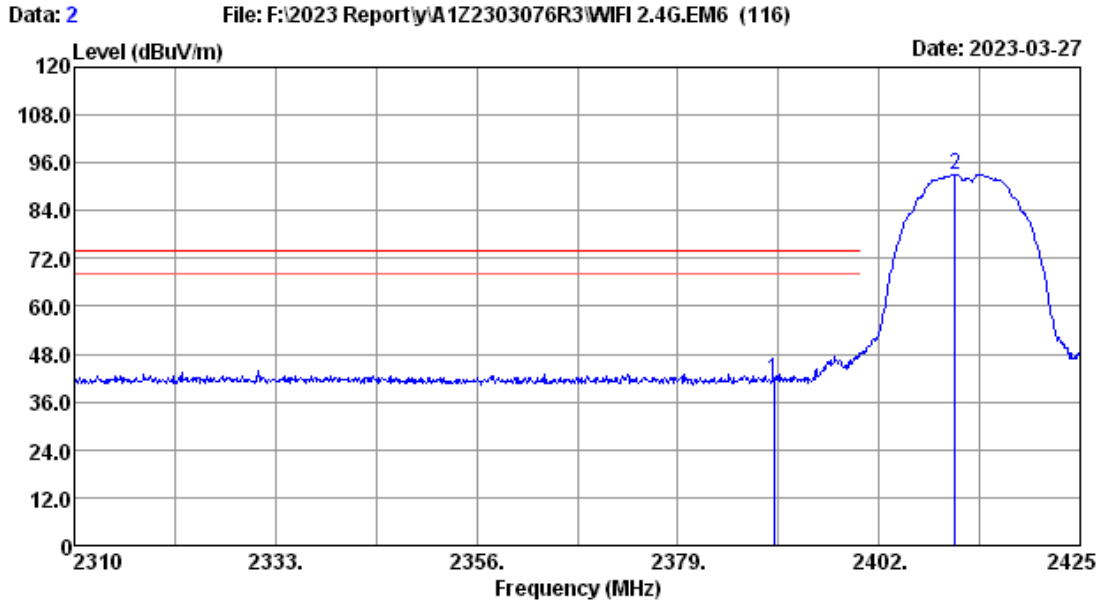
Pass (The testing data was attached in the next pages.)



Site no. : 3m Chamber Data no. : 1
 Dis. / Ant. : 3m 2022 MCTD1209-3006 Ant. pol. : VERTICAL
 Limit : FCC PART 15C PEAK
 Env. / Ins. : 23.2°C/52.5% Engineer : nier
 Test Mode : 2.4G 11b 2412MHz TX

No.	Freq. (MHz)	Ant. Factor (dB/m)	Cable Loss (dB)	Reading (dBuV)	Amp factor (dB)	Emission Level (dBuV/m)	Limits (dBuV/m)	Margin (dB)	Remark
1	2390.04	27.70	2.29	46.79	34.36	42.42	74.00	31.58	Peak
2	2413.50	27.73	2.30	99.72	34.36	95.39	-----	-----	Peak

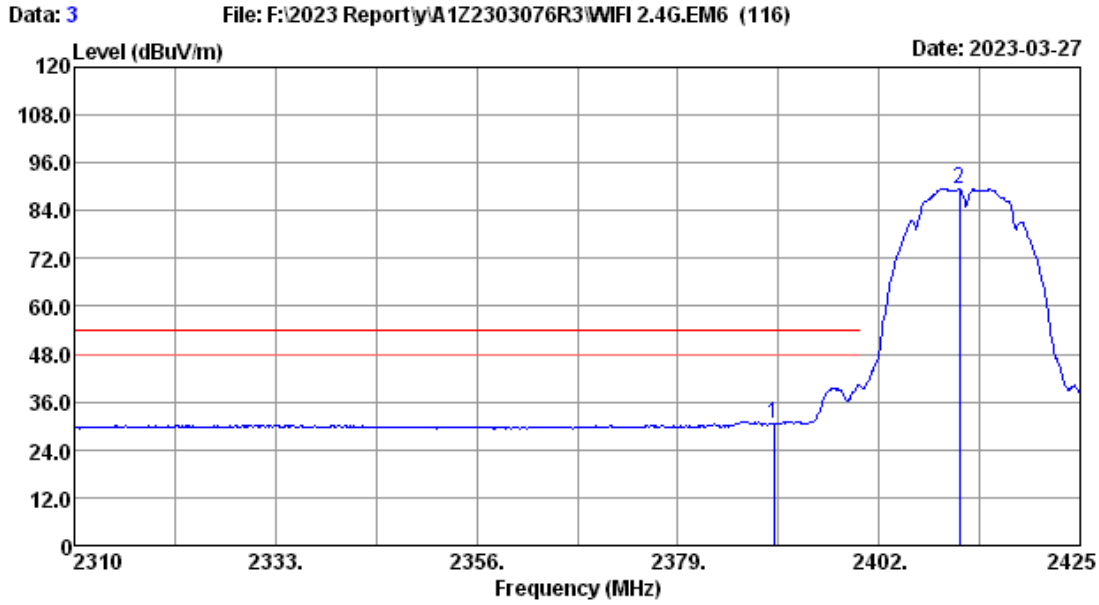
Remarks: 1. Emission Level= Antenna Factor + Cable Loss + Reading -Amp factor.
 2. The emission levels that are 20dB below the official limit are not reported.



Site no. : 3m Chamber Data no. : 2
 Dis. / Ant. : 3m 2022 MCTD1209-3006 Ant. pol. : HORIZONTAL
 Limit : FCC PART 15C PEAK
 Env. / Ins. : 23.2°C/52.5% Engineer : nier
 Test Mode : 2.4G 11b 2412MHz TX

No.	Freq. (MHz)	Ant. Factor (dB/m)	Cable Loss (dB)	Reading (dBuV)	Amp factor (dB)	Emission Level (dBuV/m)	Limits (dBuV/m)	Margin (dB)	Remark
1	2390.00	27.70	2.29	45.93	34.36	41.56	74.00	32.44	Peak
2	2410.74	27.73	2.30	97.46	34.36	93.13	-----	-----	Peak

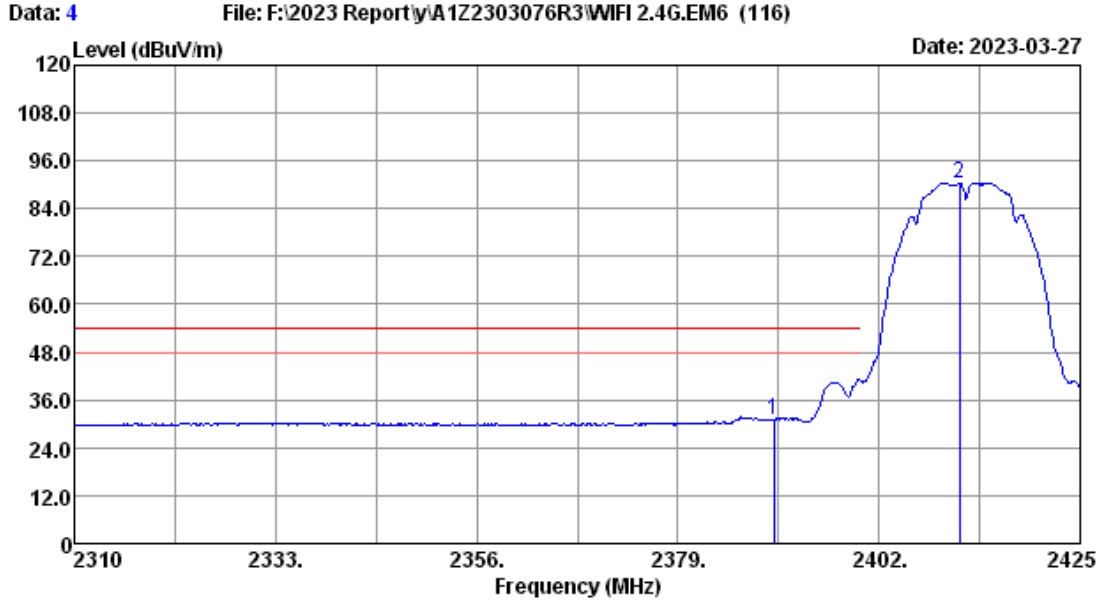
Remarks: 1. Emission Level= Antenna Factor + Cable Loss + Reading -Amp factor.
 2. The emission levels that are 20dB below the official limit are not reported.



Site no. : 3m Chamber Data no. : 3
 Dis. / Ant. : 3m 2022 MCTD1209-3006 Ant. pol. : HORIZONTAL
 Limit : FCC PART 15C AV
 Env. / Ins. : 23.2°C/52.5% Engineer : nier
 Test Mode : 2.4G 11b 2412MHz TX

No.	Freq. (MHz)	Ant. Factor (dB/m)	Cable Loss (dB)	Reading (dBuV)	Amp factor (dB)	Emission Level (dBuV/m)	Limits (dBuV/m)	Margin (dB)	Remark
1	2390.00	27.70	2.29	35.06	34.36	30.69	54.00	23.31	Average
2	2411.20	27.73	2.30	93.84	34.36	89.51	-----	-----	Average

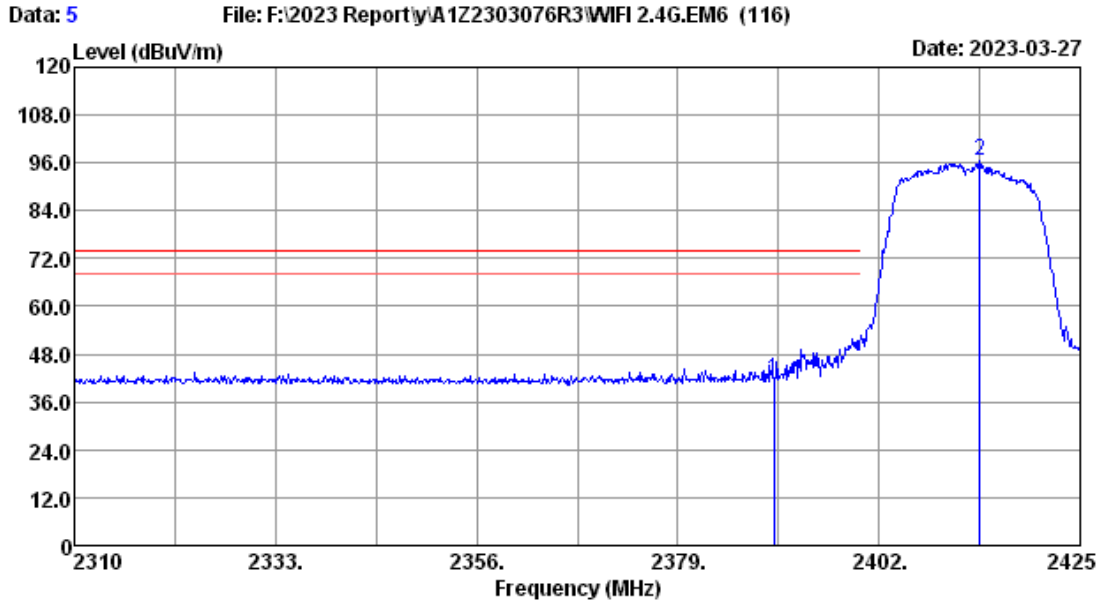
Remarks: 1. Emission Level= Antenna Factor + Cable Loss + Reading -Amp factor.
 2. The emission levels that are 20dB below the official limit are not reported.



Site no. : 3m Chamber Data no. : 4
 Dis. / Ant. : 3m 2022 MCTD1209-3006 Ant. pol. : VERTICAL
 Limit : FCC PART 15C AV
 Env. / Ins. : 23.2°C/52.5% Engineer : nier
 Test Mode : 2.4G 11b 2412MHz TX

No.	Freq. (MHz)	Ant. Factor (dB/m)	Cable Loss (dB)	Reading (dBuV)	Amp factor (dB)	Emission Level (dBuV/m)	Limits (dBuV/m)	Margin (dB)	Remark
1	2390.00	27.70	2.29	35.52	34.36	31.15	54.00	22.85	Average
2	2411.20	27.73	2.30	94.86	34.36	90.53	-----	-----	Average

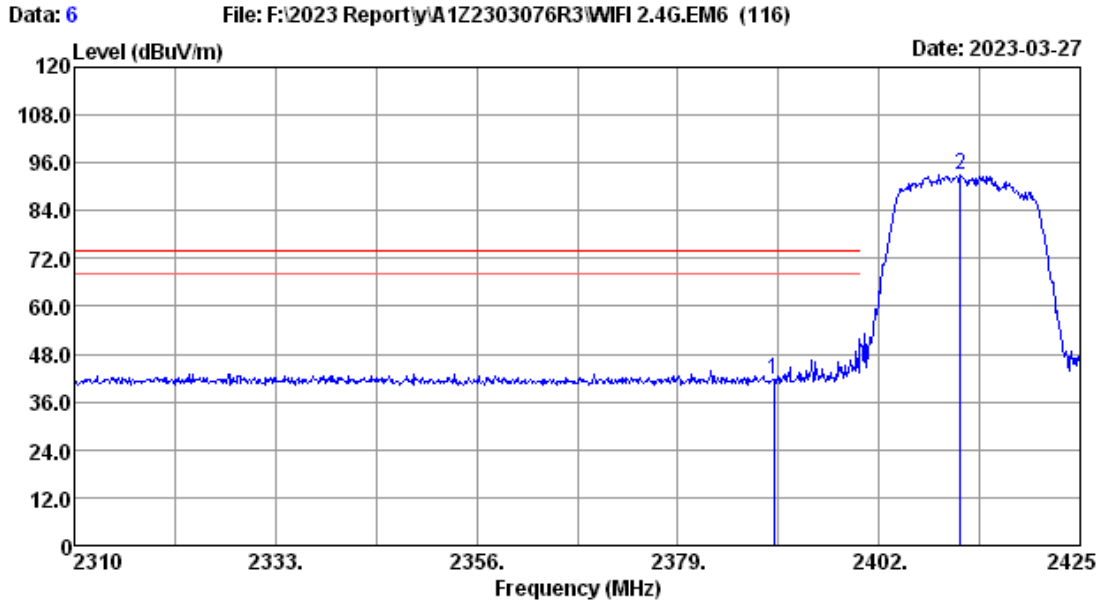
Remarks: 1. Emission Level= Antenna Factor + Cable Loss + Reading -Amp factor.
 2. The emission levels that are 20dB below the official limit are not reported.



Site no. : 3m Chamber Data no. : 5
 Dis. / Ant. : 3m 2022 MCTD1209-3006 Ant. pol. : VERTICAL
 Limit : FCC PART 15C PEAK
 Env. / Ins. : 23.2°C/52.5% Engineer : nier
 Test Mode : 2.4G 11g 2412MHz TX

No.	Freq. (MHz)	Ant. Factor (dB/m)	Cable Loss (dB)	Reading (dBuV)	Amp factor (dB)	Emission Level (dBuV/m)	Limits (dBuV/m)	Margin (dB)	Remark
1	2390.00	27.70	2.29	45.84	34.36	41.47	74.00	32.53	Peak
2	2413.50	27.73	2.30	100.85	34.36	96.52	-----	-----	Peak

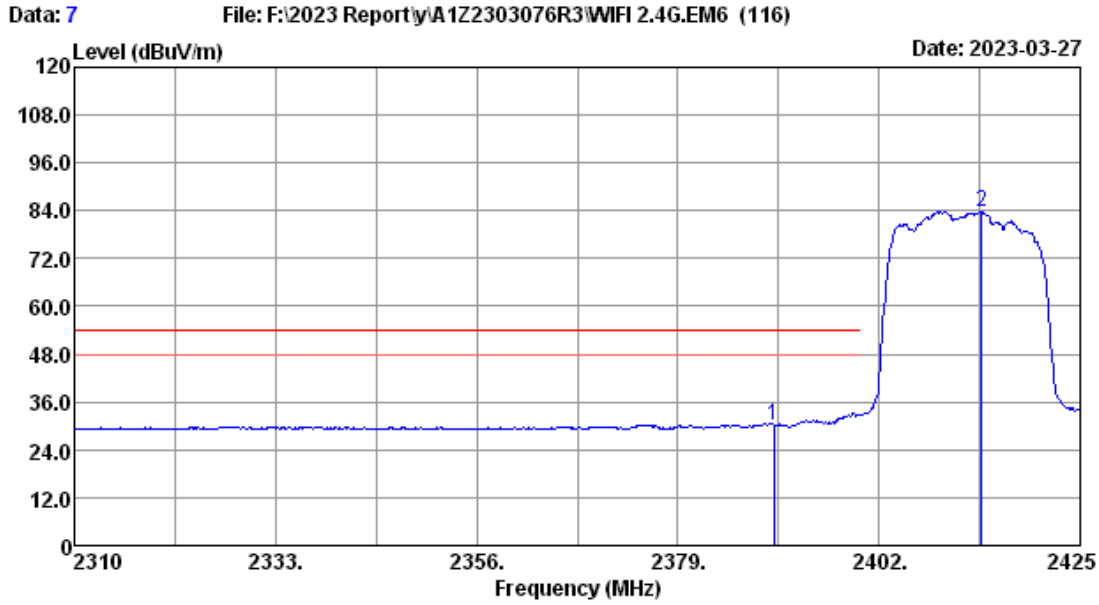
Remarks: 1. Emission Level= Antenna Factor + Cable Loss + Reading -Amp factor.
 2. The emission levels that are 20dB below the official limit are not reported.



Site no. : 3m Chamber Data no. : 6
 Dis. / Ant. : 3m 2022 MCTD1209-3006 Ant. pol. : HORIZONTAL
 Limit : FCC PART 15C PEAK
 Env. / Ins. : 23.2*C/52.5% Engineer : nier
 Test Mode : 2.4G 11g 2412MHz TX

No.	Freq. (MHz)	Ant. Factor (dB/m)	Cable Loss (dB)	Reading (dBuV)	Amp factor (dB)	Emission Level (dBuV/m)	Limits (dBuV/m)	Margin (dB)	Remark
1	2390.00	27.70	2.29	45.88	34.36	41.51	74.00	32.49	Peak
2	2411.32	27.73	2.30	97.42	34.36	93.09	-----	-----	Peak

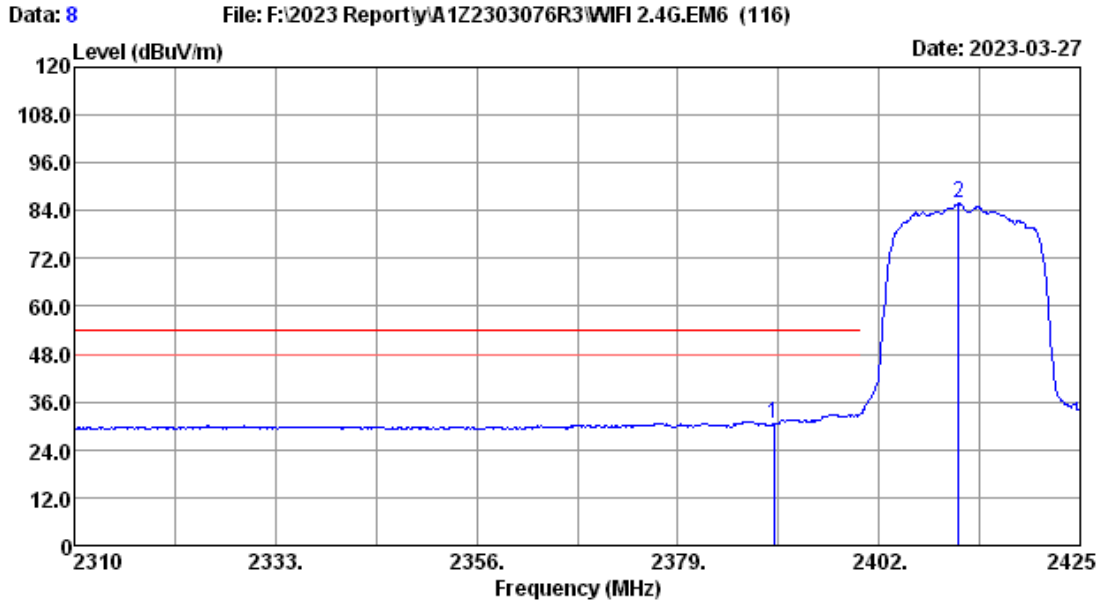
Remarks: 1. Emission Level= Antenna Factor + Cable Loss + Reading -Amp factor.
 2. The emission levels that are 20dB below the official limit are not reported.



Site no. : 3m Chamber Data no. : 7
 Dis. / Ant. : 3m 2022 MCTD1209-3006 Ant. pol. : HORIZONTAL
 Limit : FCC PART 15C AV
 Env. / Ins. : 23.2*C/52.5% Engineer : nier
 Test Mode : 2.4G 11g 2412MHz TX

No.	Freq. (MHz)	Ant. Factor (dB/m)	Cable Loss (dB)	Reading (dBuV)	Amp factor (dB)	Emission Level (dBuV/m)	Limits (dBuV/m)	Margin (dB)	Remark
1	2390.00	27.70	2.29	34.57	34.36	30.20	54.00	23.80	Average
2	2413.73	27.73	2.30	88.19	34.36	83.86	-----	-----	Average

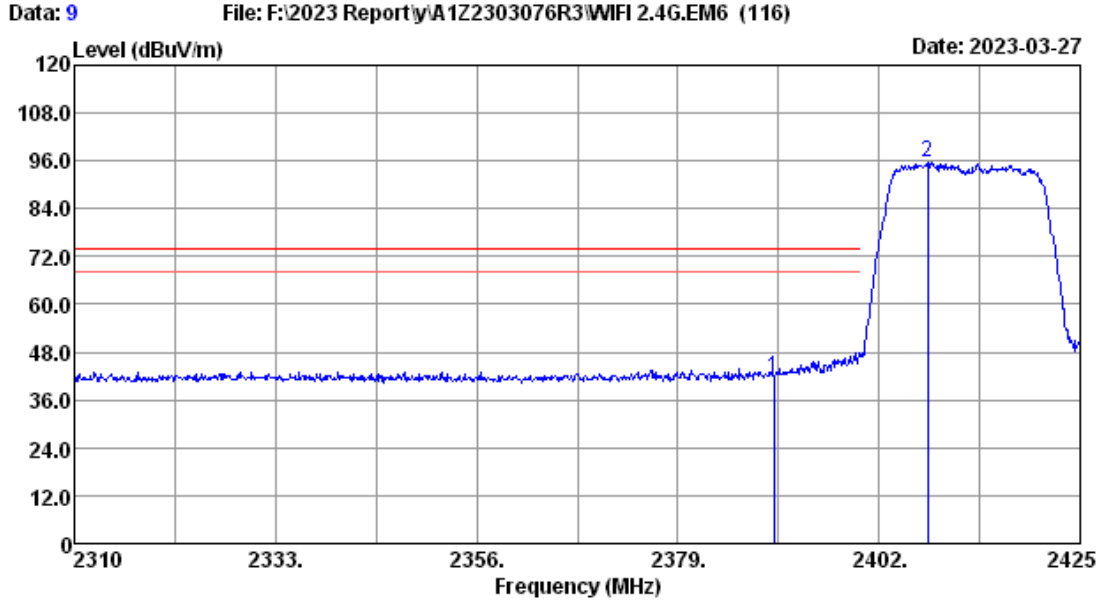
Remarks: 1. Emission Level= Antenna Factor + Cable Loss + Reading -Amp factor.
 2. The emission levels that are 20dB below the official limit are not reported.



Site no. : 3m Chamber Data no. : 8
 Dis. / Ant. : 3m 2022 MCTD1209-3006 Ant. pol. : VERTICAL
 Limit : FCC PART 15C AV
 Env. / Ins. : 23.2°C/52.5% Engineer : nier
 Test Mode : 2.4G 11g 2412MHz TX

No.	Freq. (MHz)	Ant. Factor (dB/m)	Cable Loss (dB)	Reading (dBuV)	Amp factor (dB)	Emission Level (dBuV/m)	Limits (dBuV/m)	Margin (dB)	Remark
1	2390.00	27.70	2.29	34.85	34.36	30.48	54.00	23.52	Average
2	2411.09	27.73	2.30	90.12	34.36	85.79	-----	-----	Average

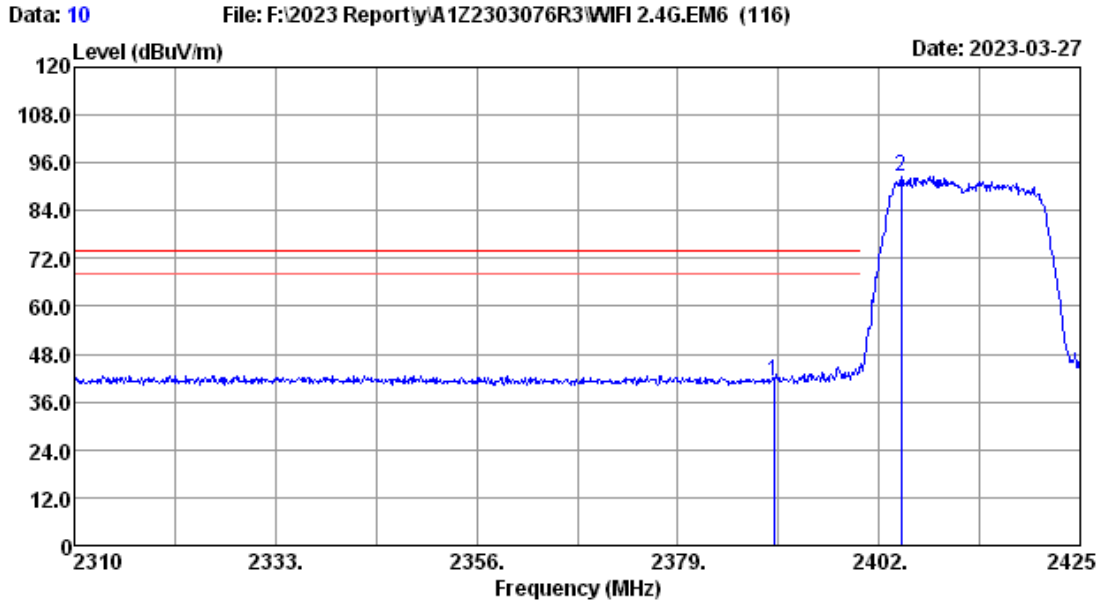
Remarks: 1. Emission Level= Antenna Factor + Cable Loss + Reading -Amp factor.
 2. The emission levels that are 20dB below the official limit are not reported.



Site no. : 3m Chamber Data no. : 9
 Dis. / Ant. : 3m 2022 MCTD1209-3006 Ant. pol. : VERTICAL
 Limit : FCC PART 15C PEAK
 Env. / Ins. : 23.2°C/52.5% Engineer : nier
 Test Mode : 2.4G 11n20 2412MHz TX

No.	Freq. (MHz)	Ant. Factor (dB/m)	Cable Loss (dB)	Reading (dBuV)	Amp factor (dB)	Emission Level (dBuV/m)	Limits (dBuV/m)	Margin (dB)	Remark
1	2390.00	27.70	2.29	46.13	34.36	41.76	74.00	32.24	Peak
2	2407.52	27.73	2.30	99.81	34.36	95.48	-----	-----	Peak

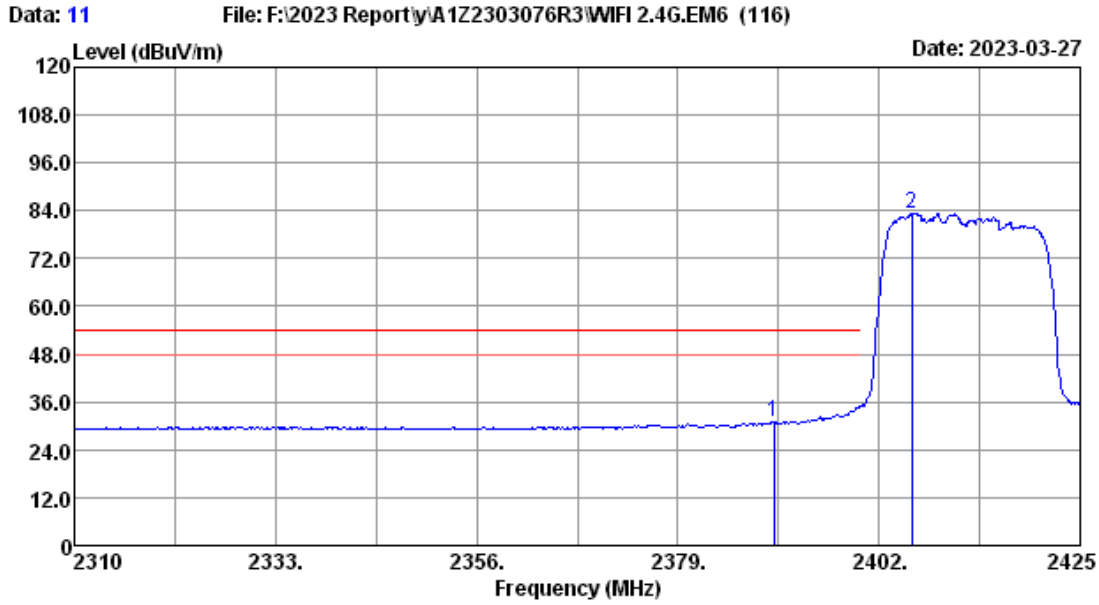
Remarks: 1. Emission Level= Antenna Factor + Cable Loss + Reading -Amp factor.
 2. The emission levels that are 20dB below the official limit are not reported.



Site no. : 3m Chamber Data no. : 10
 Dis. / Ant. : 3m 2022 MCTD1209-3006 Ant. pol. : HORIZONTAL
 Limit : FCC PART 15C PEAK
 Env. / Ins. : 23.2°C/52.5% Engineer : nier
 Test Mode : 2.4G 11n20 2412MHz TX

No.	Freq. (MHz)	Ant. Factor (dB/m)	Cable Loss (dB)	Reading (dBuV)	Amp factor (dB)	Emission Level (dBuV/m)	Limits (dBuV/m)	Margin (dB)	Remark
1	2390.00	27.70	2.29	45.71	34.36	41.34	74.00	32.66	Peak
2	2404.53	27.73	2.30	96.95	34.36	92.62	-----	-----	Peak

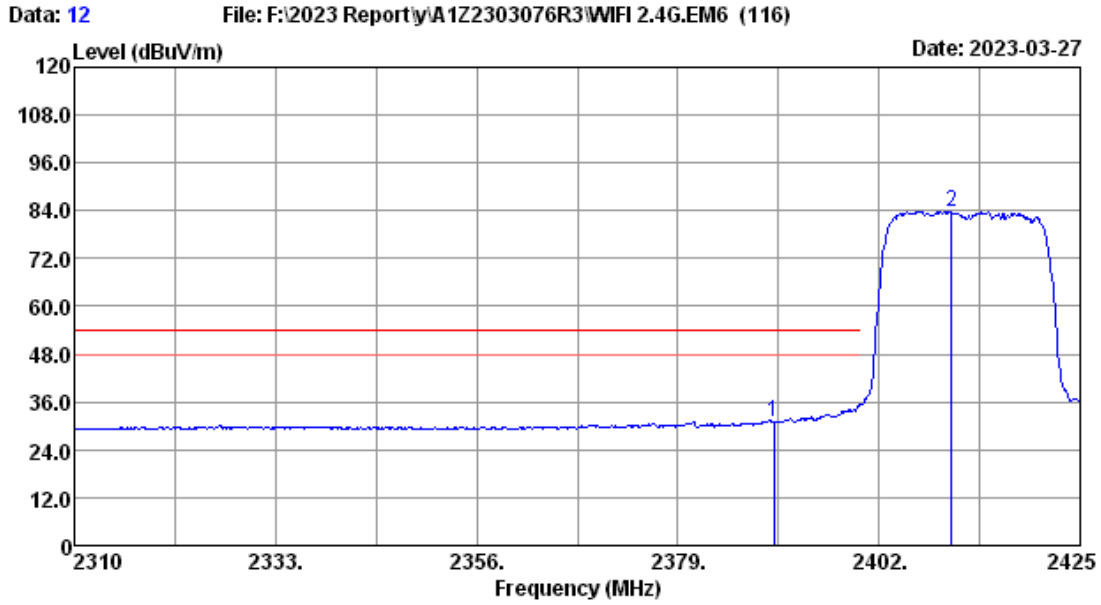
Remarks: 1. Emission Level= Antenna Factor + Cable Loss + Reading - Amp factor.
 2. The emission levels that are 20dB below the official limit are not reported.



Site no. : 3m Chamber Data no. : 11
 Dis. / Ant. : 3m 2022 MCTD1209-3006 Ant. pol. : HORIZONTAL
 Limit : FCC PART 15C AV
 Env. / Ins. : 23.2°C/52.5% Engineer : nier
 Test Mode : 2.4G 11n20 2412MHz TX

No.	Freq. (MHz)	Ant. Factor (dB/m)	Cable Loss (dB)	Reading (dBuV)	Amp factor (dB)	Emission Level (dBuV/m)	Limits (dBuV/m)	Margin (dB)	Remark
1	2390.00	27.70	2.29	35.29	34.36	30.92	54.00	23.08	Average
2	2405.80	27.73	2.30	87.67	34.36	83.34	-----	-----	Average

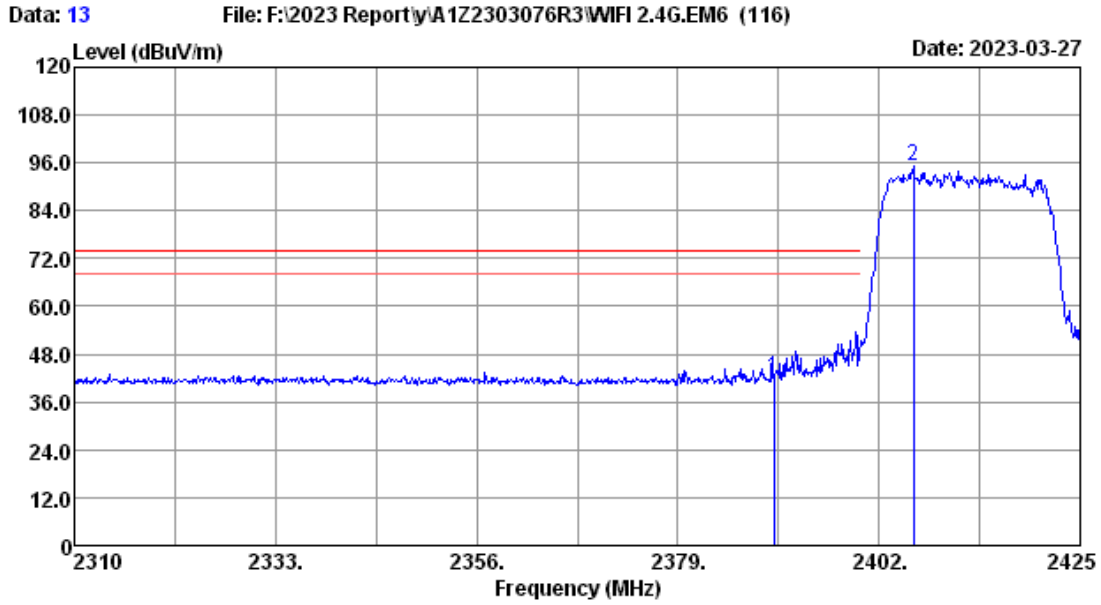
Remarks: 1. Emission Level= Antenna Factor + Cable Loss + Reading -Amp factor.
 2. The emission levels that are 20dB below the official limit are not reported.



Site no. : 3m Chamber Data no. : 12
 Dis. / Ant. : 3m 2022 MCTD1209-3006 Ant. pol. : VERTICAL
 Limit : FCC PART 15C AV
 Env. / Ins. : 23.2°C/52.5% Engineer : nier
 Test Mode : 2.4G 11n20 2412MHz TX

No.	Freq. (MHz)	Ant. Factor (dB/m)	Cable Loss (dB)	Reading (dBuV)	Amp factor (dB)	Emission Level (dBuV/m)	Limits (dBuV/m)	Margin (dB)	Remark
1	2390.00	27.70	2.29	35.17	34.36	30.80	54.00	23.20	Average
2	2410.28	27.73	2.30	88.23	34.36	83.90	-----	-----	Average

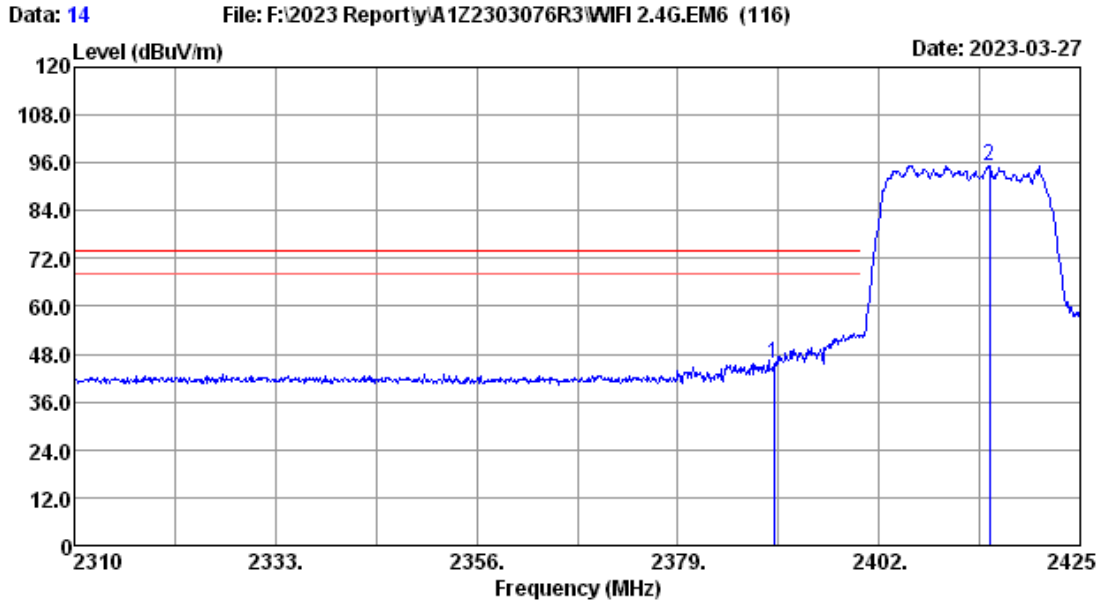
Remarks: 1. Emission Level= Antenna Factor + Cable Loss + Reading -Amp factor.
 2. The emission levels that are 20dB below the official limit are not reported.



Site no. : 3m Chamber Data no. : 13
 Dis. / Ant. : 3m 2022 MCTD1209-3006 Ant. pol. : HORIZONTAL
 Limit : FCC PART 15C PEAK
 Env. / Ins. : 23.2°C/52.5% Engineer : nier
 Test Mode : 2.4G 11ax20 2412MHz TX

No.	Freq. (MHz)	Ant. Factor (dB/m)	Cable Loss (dB)	Reading (dBuV)	Amp factor (dB)	Emission Level (dBuV/m)	Limits (dBuV/m)	Margin (dB)	Remark
1	2390.00	27.70	2.29	46.51	34.36	42.14	74.00	31.86	Peak
2	2405.91	27.73	2.30	99.44	34.36	95.11	-----	-----	Peak

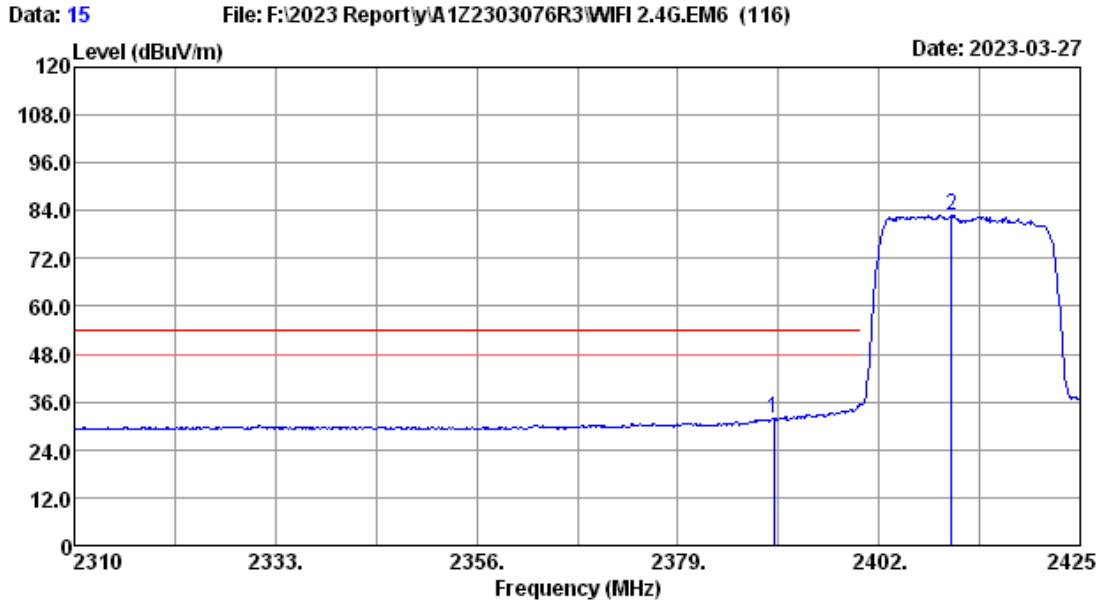
Remarks: 1. Emission Level= Antenna Factor + Cable Loss + Reading -Amp factor.
 2. The emission levels that are 20dB below the official limit are not reported.



Site no. : 3m Chamber Data no. : 14
 Dis. / Ant. : 3m 2022 MCTD1209-3006 Ant. pol. : VERTICAL
 Limit : FCC PART 15C PEAK
 Env. / Ins. : 23.2°C/52.5% Engineer : nier
 Test Mode : 2.4G 11ax20 2412MHz TX

No.	Freq. (MHz)	Ant. Factor (dB/m)	Cable Loss (dB)	Reading (dBuV)	Amp factor (dB)	Emission Level (dBuV/m)	Limits (dBuV/m)	Margin (dB)	Remark
1	2390.00	27.70	2.29	49.96	34.36	45.59	74.00	28.41	Peak
2	2414.65	27.73	2.30	99.69	34.36	95.36	-----	-----	Peak

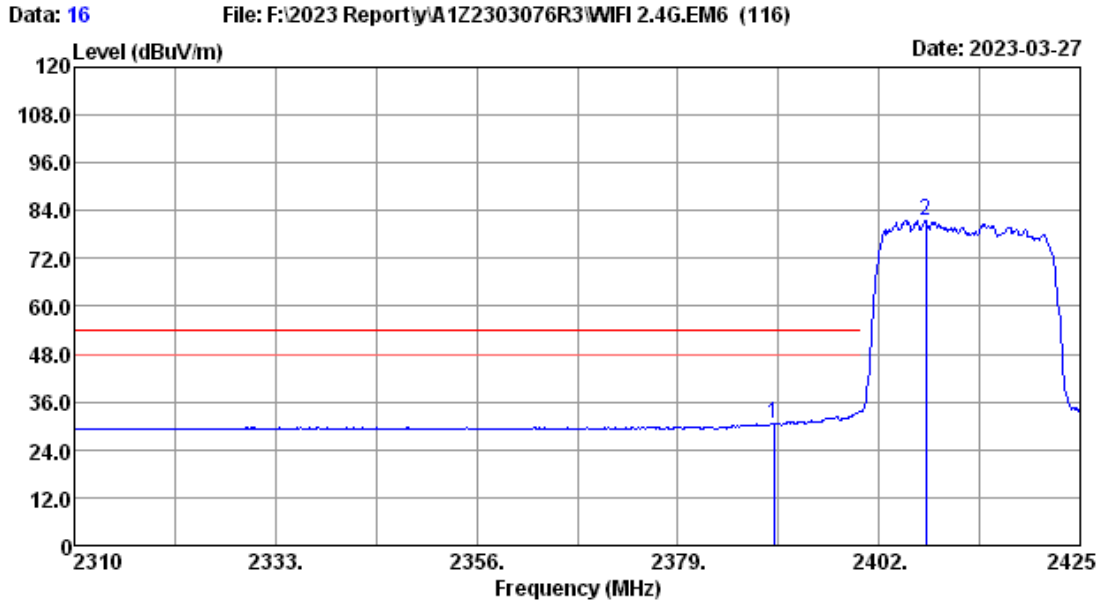
Remarks: 1. Emission Level= Antenna Factor + Cable Loss + Reading -Amp factor.
 2. The emission levels that are 20dB below the official limit are not reported.



Site no. : 3m Chamber Data no. : 15
 Dis. / Ant. : 3m 2022 MCTD1209-3006 Ant. pol. : VERTICAL
 Limit : FCC PART 15C AV
 Env. / Ins. : 23.2°C/52.5% Engineer : nier
 Test Mode : 2.4G 11ax20 2412MHz TX

No.	Freq. (MHz)	Ant. Factor (dB/m)	Cable Loss (dB)	Reading (dBuV)	Amp factor (dB)	Emission Level (dBuV/m)	Limits (dBuV/m)	Margin (dB)	Remark
1	2390.00	27.70	2.29	36.22	34.36	31.85	54.00	22.15	Average
2	2410.28	27.73	2.30	87.30	34.36	82.97	-----	-----	Average

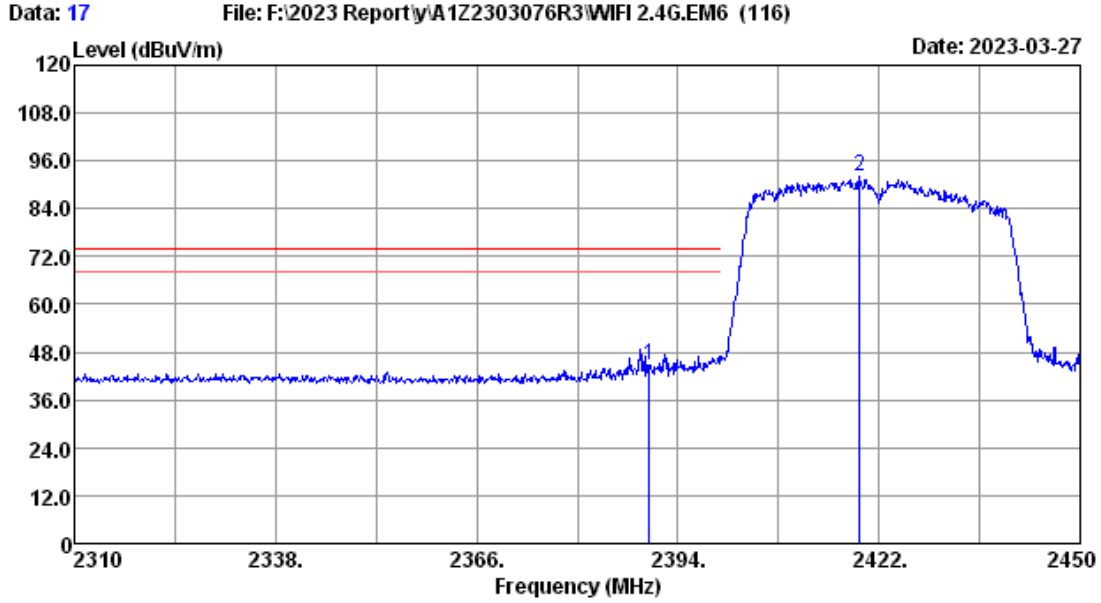
Remarks: 1. Emission Level= Antenna Factor + Cable Loss + Reading -Amp factor.
 2. The emission levels that are 20dB below the official limit are not reported.



Site no. : 3m Chamber Data no. : 16
 Dis. / Ant. : 3m 2022 MCTD1209-3006 Ant. pol. : HORIZONTAL
 Limit : FCC PART 15C AV
 Env. / Ins. : 23.2°C/52.5% Engineer : nier
 Test Mode : 2.4G 11ax20 2412MHz TX

No.	Freq. (MHz)	Ant. Factor (dB/m)	Cable Loss (dB)	Reading (dBuV)	Amp factor (dB)	Emission Level (dBuV/m)	Limits (dBuV/m)	Margin (dB)	Remark
1	2390.00	27.70	2.29	34.92	34.36	30.55	54.00	23.45	Average
2	2407.41	27.73	2.30	85.82	34.36	81.49	-----	-----	Average

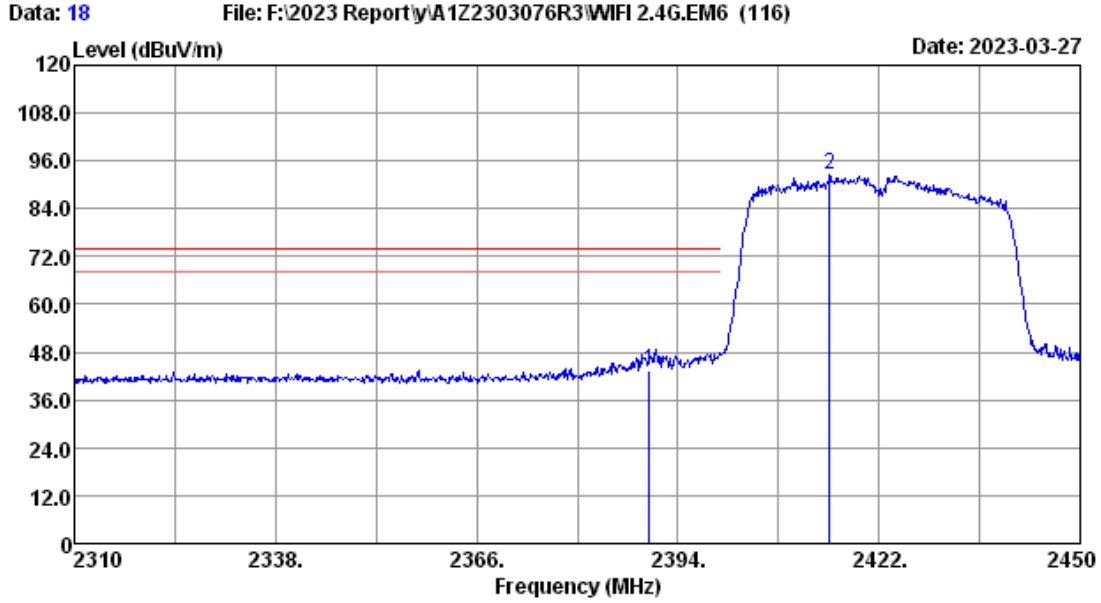
Remarks: 1. Emission Level= Antenna Factor + Cable Loss + Reading -Amp factor.
 2. The emission levels that are 20dB below the official limit are not reported.



Site no. : 3m Chamber Data no. : 17
 Dis. / Ant. : 3m 2022 MCTD1209-3006 Ant. pol. : HORIZONTAL
 Limit : FCC PART 15C PEAK
 Env. / Ins. : 23.2°C/52.5% Engineer : nier
 Test Mode : 2.4G 11n40 2422MHz TX

No.	Freq. (MHz)	Ant. Factor (dB/m)	Cable Loss (dB)	Reading (dBuV)	Amp factor (dB)	Emission Level (dBuV/m)	Limits (dBuV/m)	Margin (dB)	Remark
1	2390.00	27.70	2.29	49.07	34.36	44.70	74.00	29.30	Peak
2	2419.34	27.73	2.30	96.44	34.36	92.11	-----	-----	Peak

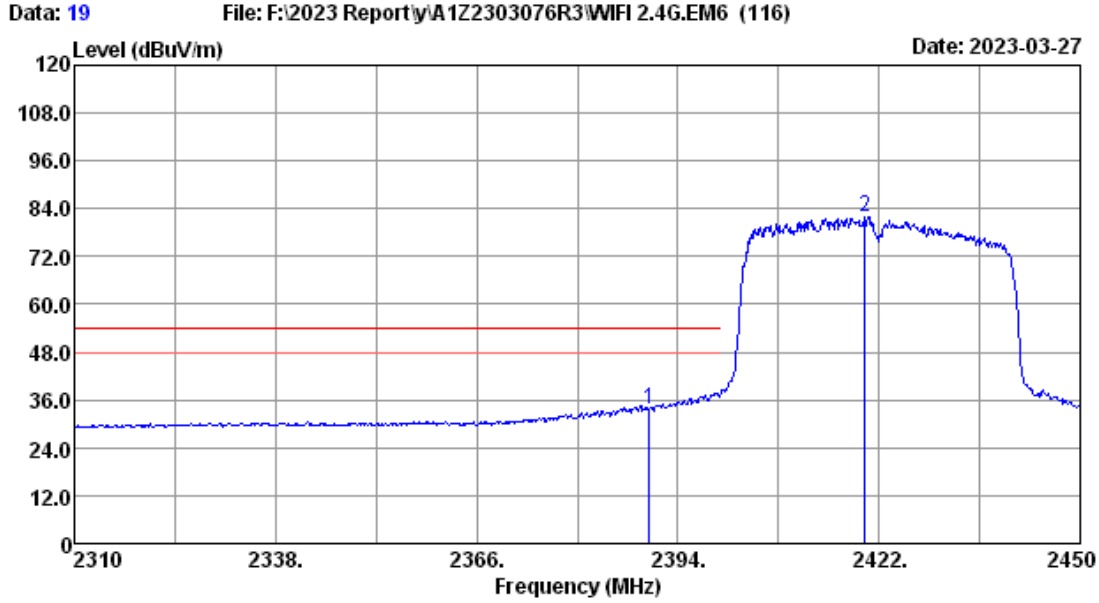
Remarks: 1. Emission Level= Antenna Factor + Cable Loss + Reading -Amp factor.
 2. The emission levels that are 20dB below the official limit are not reported.



Site no. : 3m Chamber Data no. : 18
 Dis. / Ant. : 3m 2022 MCTD1209-3006 Ant. pol. : VERTICAL
 Limit : FCC PART 15C PEAK
 Env. / Ins. : 23.2*C/52.5% Engineer : nier
 Test Mode : 2.4G 11n40 2422MHz TX

No.	Freq. (MHz)	Ant. Factor (dB/m)	Cable Loss (dB)	Reading (dBuV)	Amp factor (dB)	Emission Level (dBuV/m)	Limits (dBuV/m)	Margin (dB)	Remark
1	2390.00	27.70	2.29	47.96	34.36	43.59	74.00	30.41	Peak
2	2415.14	27.73	2.30	96.80	34.36	92.47	-----	-----	Peak

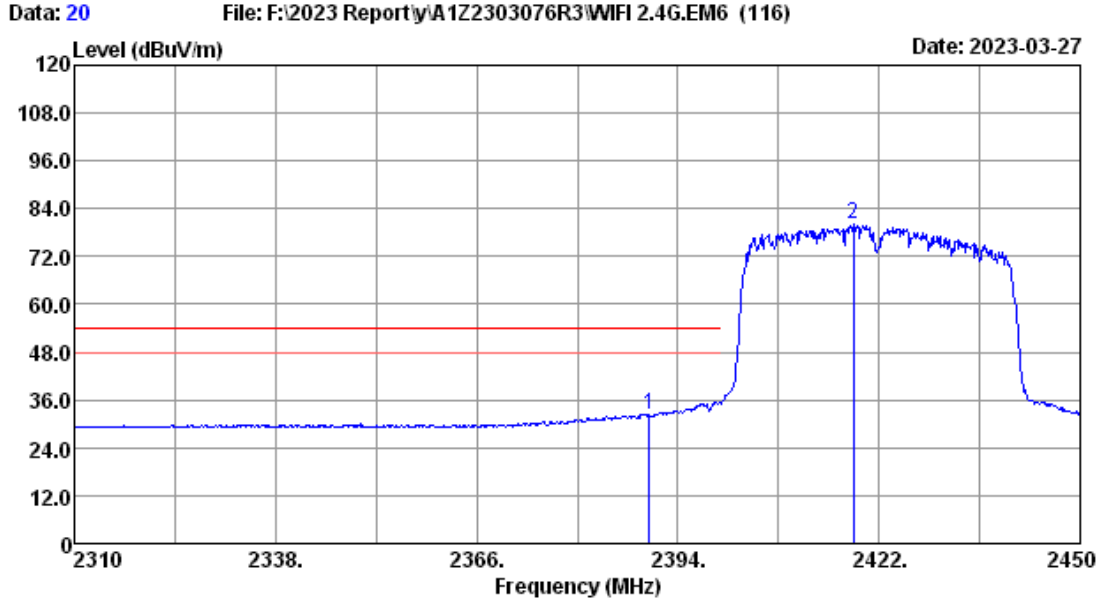
Remarks: 1. Emission Level= Antenna Factor + Cable Loss + Reading -Amp factor.
 2. The emission levels that are 20dB below the official limit are not reported.



Site no. : 3m Chamber Data no. : 19
 Dis. / Ant. : 3m 2022 MCTD1209-3006 Ant. pol. : VERTICAL
 Limit : FCC PART 15C AV
 Env. / Ins. : 23.2*C/52.5% Engineer : nier
 Test Mode : 2.4G 11n40 2422MHz TX

No.	Freq. (MHz)	Ant. Factor (dB/m)	Cable Loss (dB)	Reading (dBuV)	Amp factor (dB)	Emission Level (dBuV/m)	Limits (dBuV/m)	Margin (dB)	Remark
1	2390.00	27.70	2.29	37.98	34.36	33.61	54.00	20.39	Average
2	2420.04	27.77	2.31	86.25	34.36	81.97	-----	-----	Average

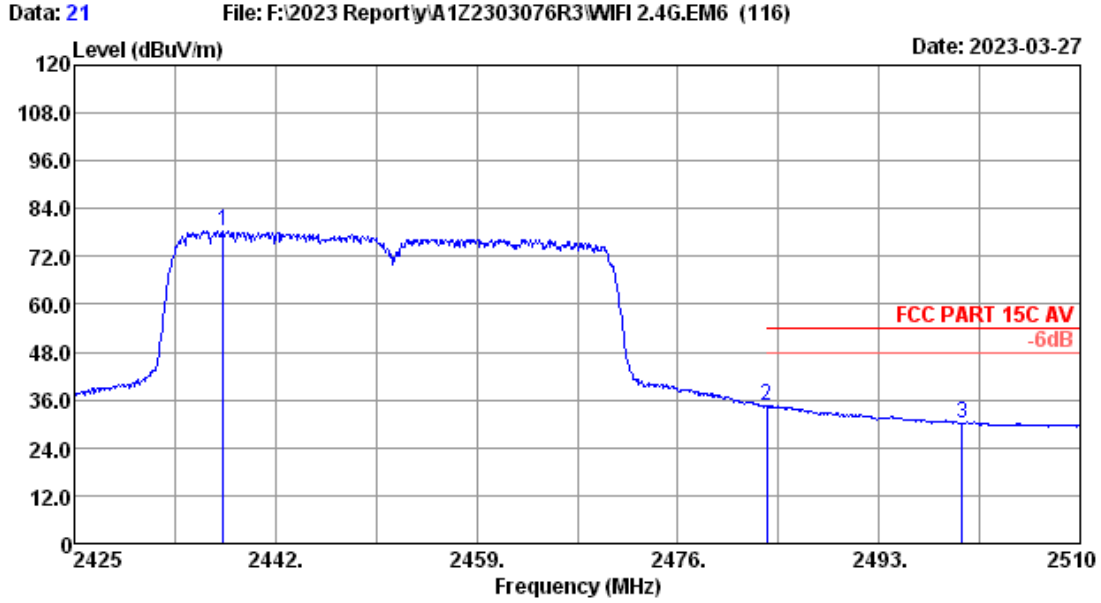
Remarks: 1. Emission Level= Antenna Factor + Cable Loss + Reading -Amp factor.
 2. The emission levels that are 20dB below the official limit are not reported.



Site no. : 3m Chamber Data no. : 20
 Dis. / Ant. : 3m 2022 MCTD1209-3006 Ant. pol. : HORIZONTAL
 Limit : FCC PART 15C AV
 Env. / Ins. : 23.2°C/52.5% Engineer : nier
 Test Mode : 2.4G 11n40 2422MHz TX

No.	Freq. (MHz)	Ant. Factor (dB/m)	Cable Loss (dB)	Reading (dBuV)	Amp factor (dB)	Emission Level (dBuV/m)	Limits (dBuV/m)	Margin (dB)	Remark
1	2390.00	27.70	2.29	36.84	34.36	32.47	54.00	21.53	Average
2	2418.50	27.73	2.30	84.27	34.36	79.94	-----	-----	Average

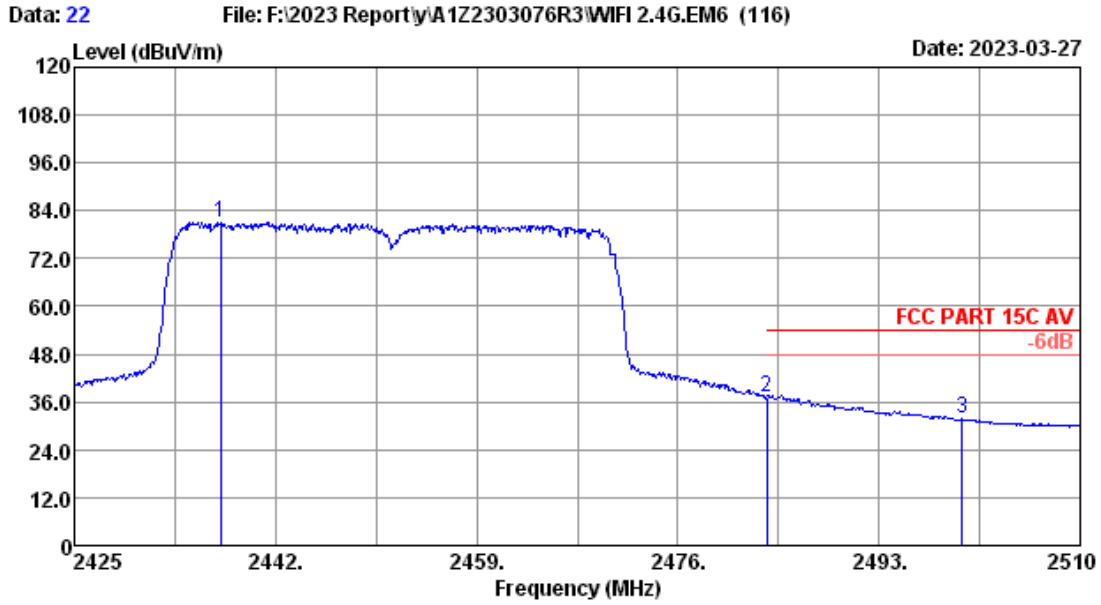
Remarks: 1. Emission Level= Antenna Factor + Cable Loss + Reading -Amp factor.
 2. The emission levels that are 20dB below the official limit are not reported.



Site no. : 3m Chamber Data no. : 21
 Dis. / Ant. : 3m 2022 MCTD1209-3006 Ant. pol. : HORIZONTAL
 Limit : FCC PART 15C AV
 Env. / Ins. : 23.2°C/52.5% Engineer : nier
 Test Mode : 2.4G 11n40 2452MHz TX

No.	Freq. (MHz)	Ant. Factor (dB/m)	Cable Loss (dB)	Reading (dBuV)	Amp factor (dB)	Emission Level (dBuV/m)	Limits (dBuV/m)	Margin (dB)	Remark
1	2437.58	27.80	2.32	82.55	34.36	78.31	-----	-----	Average
2	2483.50	27.80	2.34	38.68	34.35	34.47	54.00	19.53	Average
3	2500.00	27.80	2.35	34.50	34.35	30.30	54.00	23.70	Average

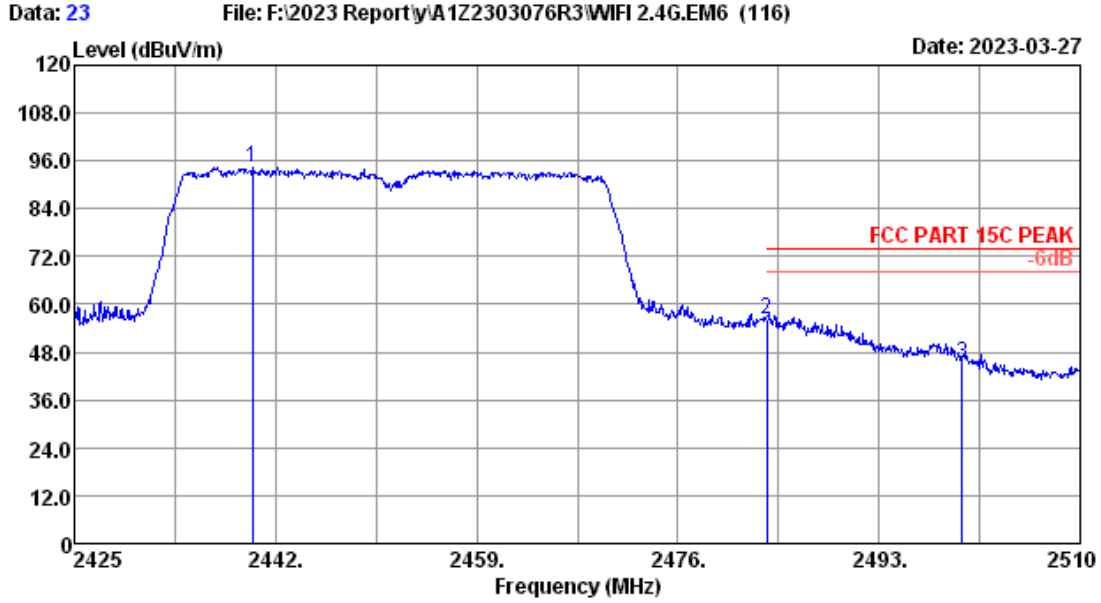
Remarks: 1. Emission Level= Antenna Factor + Cable Loss + Reading - Amp factor.
 2. The emission levels that are 20dB below the official limit are not reported.



Site no. : 3m Chamber Data no. : 22
 Dis. / Ant. : 3m 2022 MCTD1209-3006 Ant. pol. : VERTICAL
 Limit : FCC PART 15C AV
 Env. / Ins. : 23.2°C/52.5% Engineer : nier
 Test Mode : 2.4G 11n40 2452MHz TX

No.	Freq. (MHz)	Ant. Factor (dB/m)	Cable Loss (dB)	Reading (dBuV)	Amp factor (dB)	Emission Level (dBuV/m)	Limits (dBuV/m)	Margin (dB)	Remark
1	2437.33	27.80	2.32	85.40	34.36	81.16	-----	-----	Average
2	2483.50	27.80	2.34	41.61	34.35	37.40	54.00	16.60	Average
3	2500.00	27.80	2.35	35.95	34.35	31.75	54.00	22.25	Average

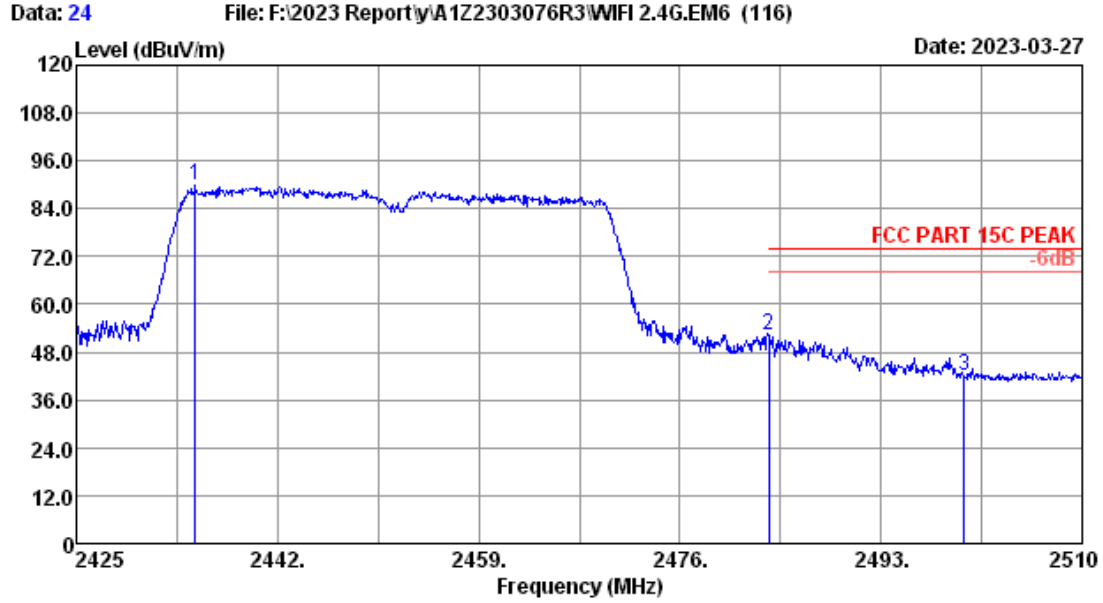
Remarks: 1. Emission Level= Antenna Factor + Cable Loss + Reading - Amp factor.
 2. The emission levels that are 20dB below the official limit are not reported.



Site no. : 3m Chamber Data no. : 23
 Dis. / Ant. : 3m 2022 MCTD1209-3006 Ant. pol. : VERTICAL
 Limit : FCC PART 15C PEAK
 Env. / Ins. : 23.2*C/52.5% Engineer : nier
 Test Mode : 2.4G 11n40 2452MHz TX

No.	Freq. (MHz)	Ant. Factor (dB/m)	Cable Loss (dB)	Reading (dBuV)	Amp factor (dB)	Emission Level (dBuV/m)	Limits (dBuV/m)	Margin (dB)	Remark
1	2440.05	27.80	2.32	98.45	34.36	94.21	-----	-----	Peak
2	2483.50	27.80	2.34	60.25	34.35	56.04	74.00	17.96	Peak
3	2500.00	27.80	2.35	49.52	34.35	45.32	74.00	28.68	Peak

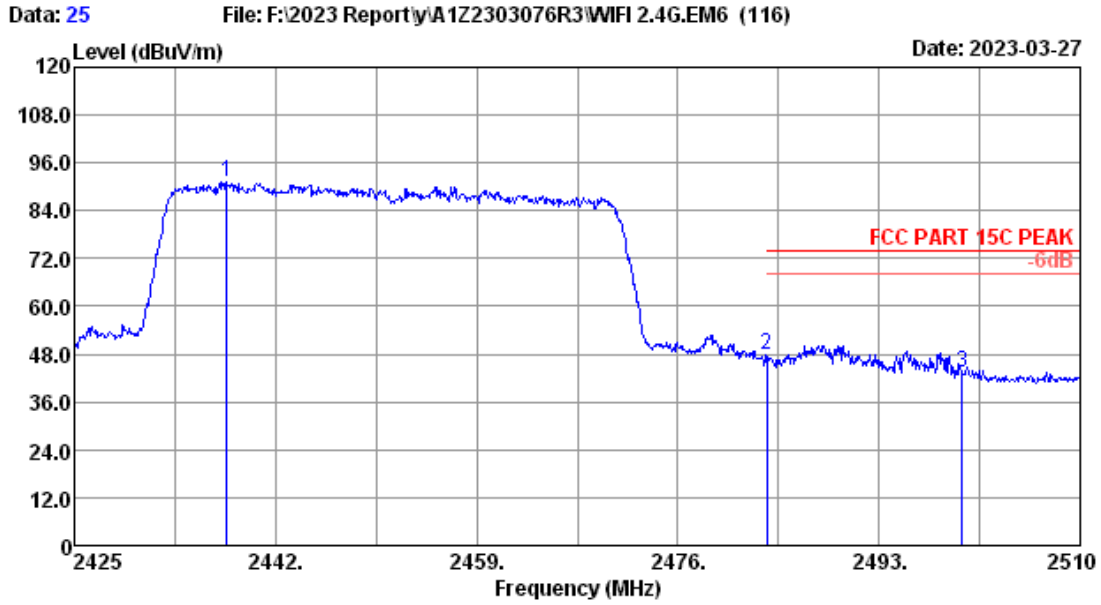
Remarks: 1. Emission Level= Antenna Factor + Cable Loss + Reading - Amp factor.
 2. The emission levels that are 20dB below the official limit are not reported.



Site no. : 3m Chamber Data no. : 24
 Dis. / Ant. : 3m 2022 MCTD1209-3006 Ant. pol. : HORIZONTAL
 Limit : FCC PART 15C PEAK
 Env. / Ins. : 23.2*C/52.5% Engineer : nier
 Test Mode : 2.4G 11n40 2452MHz TX

No.	Freq. (MHz)	Ant. Factor (dB/m)	Cable Loss (dB)	Reading (dBuV)	Amp factor (dB)	Emission Level (dBuV/m)	Limits (dBuV/m)	Margin (dB)	Remark
1	2435.03	27.77	2.31	94.22	34.36	89.94	-----	-----	Peak
2	2483.50	27.80	2.34	56.34	34.35	52.13	74.00	21.87	Peak
3	2500.00	27.80	2.35	46.06	34.35	41.86	74.00	32.14	Peak

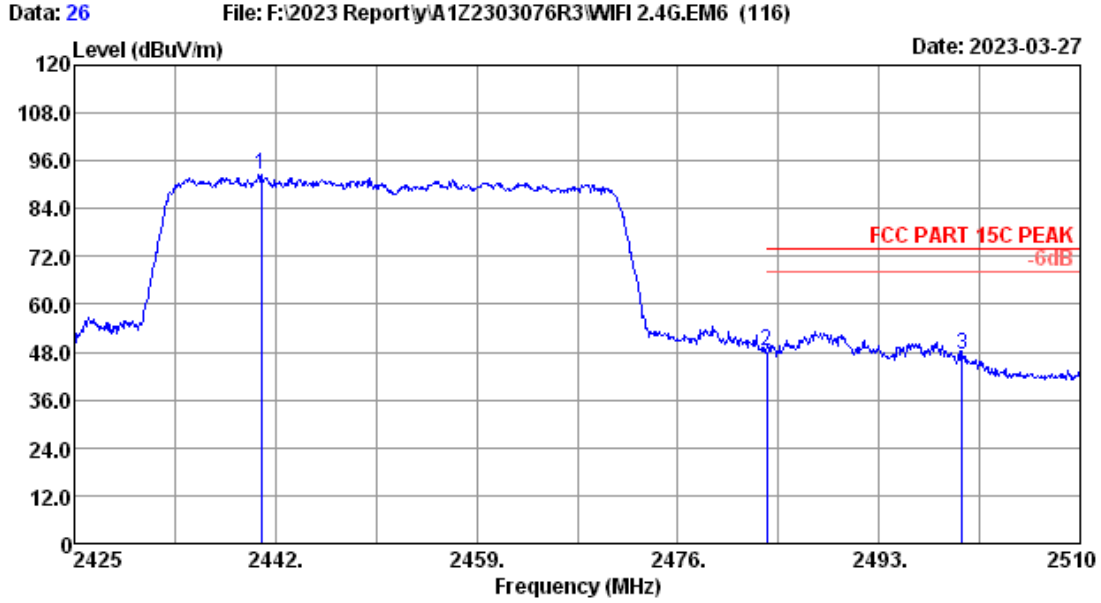
Remarks: 1. Emission Level= Antenna Factor + Cable Loss + Reading - Amp factor.
 2. The emission levels that are 20dB below the official limit are not reported.



Site no. : 3m Chamber Data no. : 25
 Dis. / Ant. : 3m 2022 MCTD1209-3006 Ant. pol. : HORIZONTAL
 Limit : FCC PART 15C PEAK
 Env. / Ins. : 23.2*C/52.5% Engineer : nier
 Test Mode : 2.4G 11ax40 2452MHz TX

No.	Freq. (MHz)	Ant. Factor (dB/m)	Cable Loss (dB)	Reading (dBuV)	Amp factor (dB)	Emission Level (dBuV/m)	Limits (dBuV/m)	Margin (dB)	Remark
1	2437.92	27.80	2.32	95.59	34.36	91.35	-----	-----	Peak
2	2483.50	27.80	2.34	51.99	34.35	47.78	74.00	26.22	Peak
3	2500.00	27.80	2.35	47.64	34.35	43.44	74.00	30.56	Peak

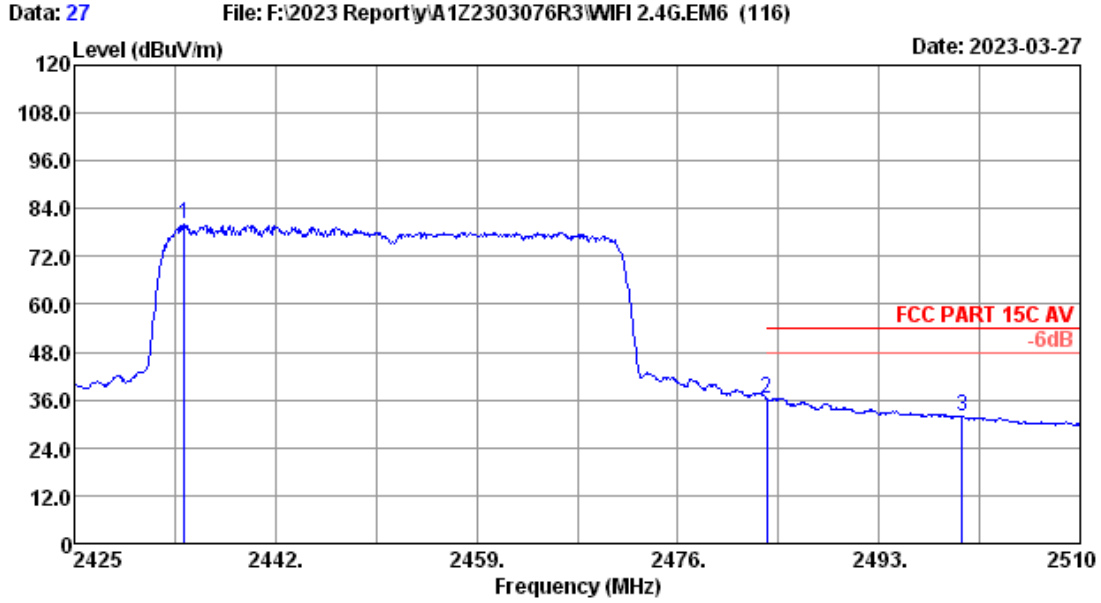
Remarks: 1. Emission Level= Antenna Factor + Cable Loss + Reading - Amp factor.
 2. The emission levels that are 20dB below the official limit are not reported.



Site no. : 3m Chamber Data no. : 26
 Dis. / Ant. : 3m 2022 MCTD1209-3006 Ant. pol. : VERTICAL
 Limit : FCC PART 15C PEAK
 Env. / Ins. : 23.2*C/52.5% Engineer : nier
 Test Mode : 2.4G 11ax40 2452MHz TX

No.	Freq. (MHz)	Ant. Factor (dB/m)	Cable Loss (dB)	Reading (dBuV)	Amp factor (dB)	Emission Level (dBuV/m)	Limits (dBuV/m)	Margin (dB)	Remark
1	2440.81	27.80	2.32	96.68	34.35	92.45	-----	-----	Peak
2	2483.50	27.80	2.34	52.36	34.35	48.15	74.00	25.85	Peak
3	2500.00	27.80	2.35	51.79	34.35	47.59	74.00	26.41	Peak

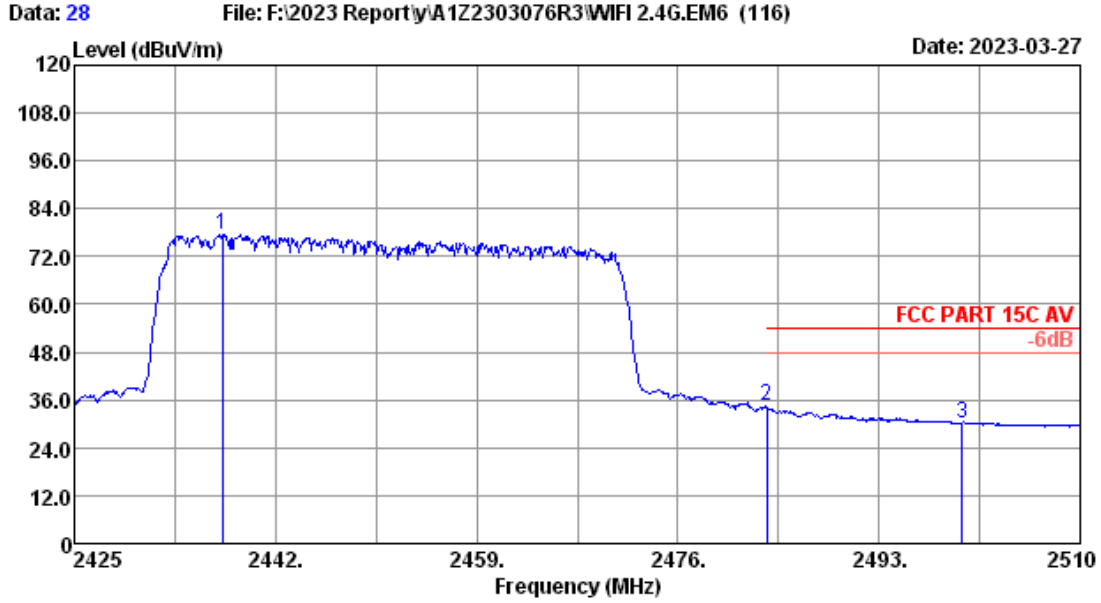
Remarks: 1. Emission Level= Antenna Factor + Cable Loss + Reading - Amp factor.
 2. The emission levels that are 20dB below the official limit are not reported.



Site no. : 3m Chamber Data no. : 27
 Dis. / Ant. : 3m 2022 MCTD1209-3006 Ant. pol. : VERTICAL
 Limit : FCC PART 15C AV
 Env. / Ins. : 23.2°C/52.5% Engineer : nier
 Test Mode : 2.4G 11ax40 2452MHz TX

No.	Freq. (MHz)	Ant. Factor (dB/m)	Cable Loss (dB)	Reading (dBuV)	Amp factor (dB)	Emission Level (dBuV/m)	Limits (dBuV/m)	Margin (dB)	Remark
1	2434.27	27.77	2.31	84.24	34.36	79.96	-----	-----	Average
2	2483.50	27.80	2.34	40.65	34.35	36.44	54.00	17.56	Average
3	2500.00	27.80	2.35	35.99	34.35	31.79	54.00	22.21	Average

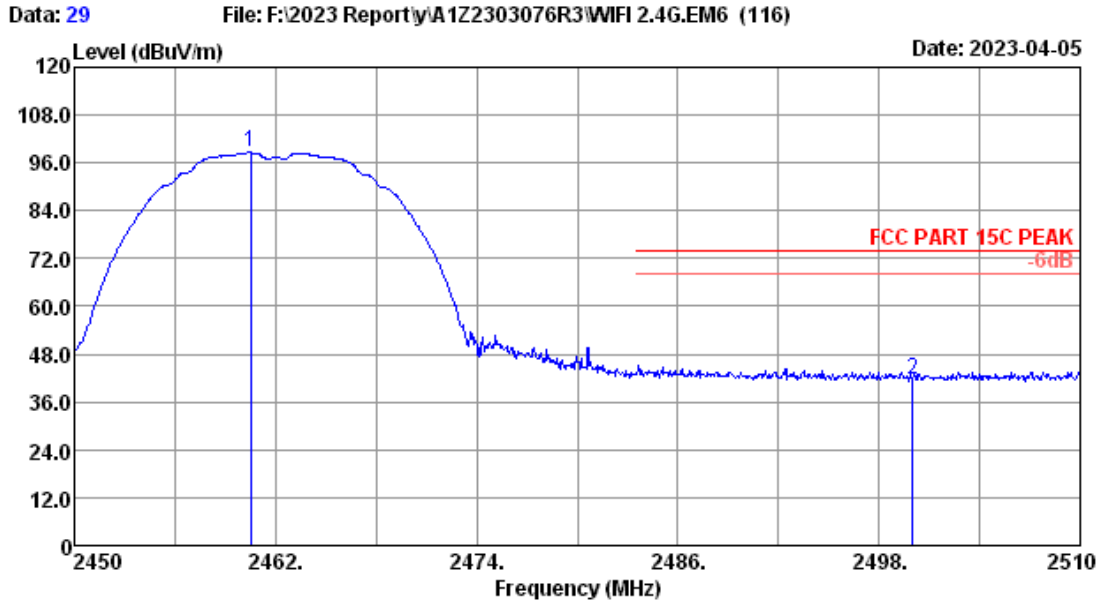
Remarks: 1. Emission Level= Antenna Factor + Cable Loss + Reading - Amp factor.
 2. The emission levels that are 20dB below the official limit are not reported.



Site no. : 3m Chamber Data no. : 28
 Dis. / Ant. : 3m 2022 MCTD1209-3006 Ant. pol. : HORIZONTAL
 Limit : FCC PART 15C AV
 Env. / Ins. : 23.2°C/52.5% Engineer : nier
 Test Mode : 2.4G 11ax40 2452MHz TX

No.	Freq. (MHz)	Ant. Factor (dB/m)	Cable Loss (dB)	Reading (dBuV)	Amp factor (dB)	Emission Level (dBuV/m)	Limits (dBuV/m)	Margin (dB)	Remark
1	2437.50	27.80	2.32	81.70	34.36	77.46	-----	-----	Average
2	2483.50	27.80	2.34	38.62	34.35	34.41	54.00	19.59	Average
3	2500.00	27.80	2.35	34.30	34.35	30.10	54.00	23.90	Average

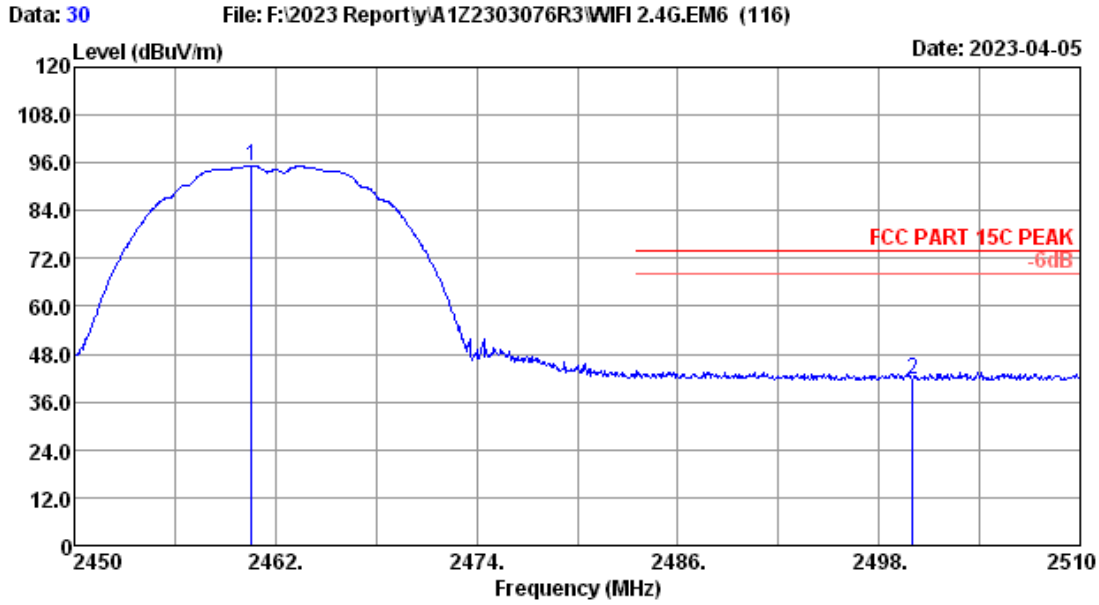
Remarks: 1. Emission Level= Antenna Factor + Cable Loss + Reading - Amp factor.
 2. The emission levels that are 20dB below the official limit are not reported.



Site no. : 3m Chamber Data no. : 29
 Dis. / Ant. : 3m 2022 MCTD1209-3006 Ant. pol. : VERTICAL
 Limit : FCC PART 15C PEAK
 Env. / Ins. : 23.2°C/52.5% Engineer : nier
 Test Mode : 2.4G 11b 2462MHz TX

No.	Freq. (MHz)	Ant. Factor (dB/m)	Cable Loss (dB)	Reading (dBuV)	Amp factor (dB)	Emission Level (dBuV/m)	Limits (dBuV/m)	Margin (dB)	Remark
1	2460.50	27.80	2.33	102.83	34.35	98.61	-----	-----	Peak
2	2500.00	27.80	2.35	45.95	34.35	41.75	74.00	32.25	Peak

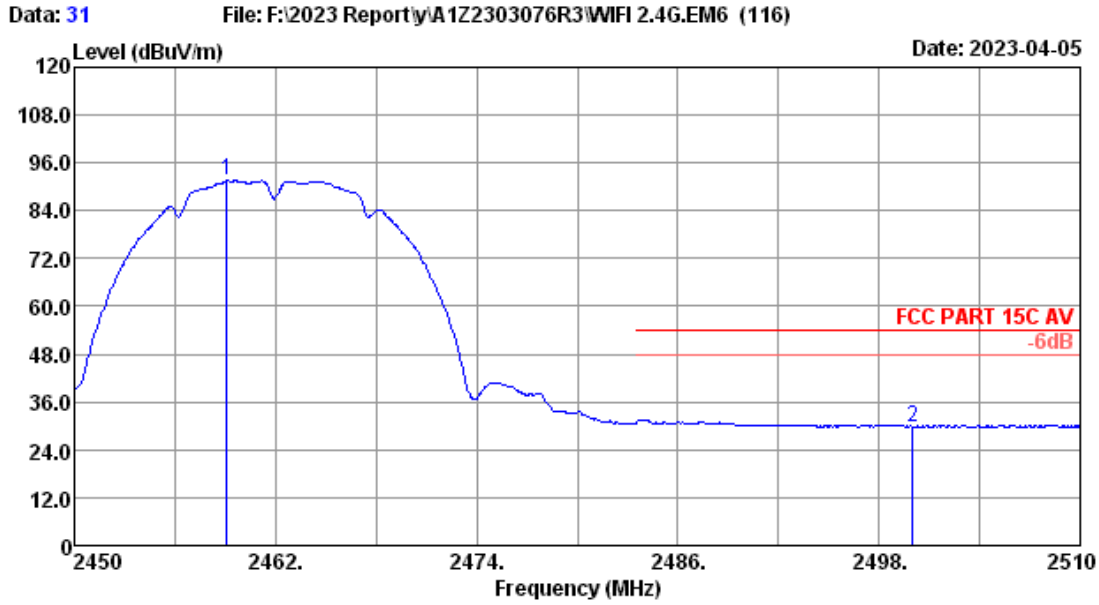
Remarks: 1. Emission Level= Antenna Factor + Cable Loss + Reading -Amp factor.
 2. The emission levels that are 20dB below the official limit are not reported.



Site no. : 3m Chamber Data no. : 30
 Dis. / Ant. : 3m 2022 MCTD1209-3006 Ant. pol. : HORIZONTAL
 Limit : FCC PART 15C PEAK
 Env. / Ins. : 23.2*C/52.5% Engineer : nier
 Test Mode : 2.4G 11b 2462MHz TX

No.	Freq. (MHz)	Ant. Factor (dB/m)	Cable Loss (dB)	Reading (dBuV)	Amp factor (dB)	Emission Level (dBuV/m)	Limits (dBuV/m)	Margin (dB)	Remark
1	2460.56	27.80	2.33	99.48	34.35	95.26	-----	-----	Peak
2	2500.00	27.80	2.35	45.80	34.35	41.60	74.00	32.40	Peak

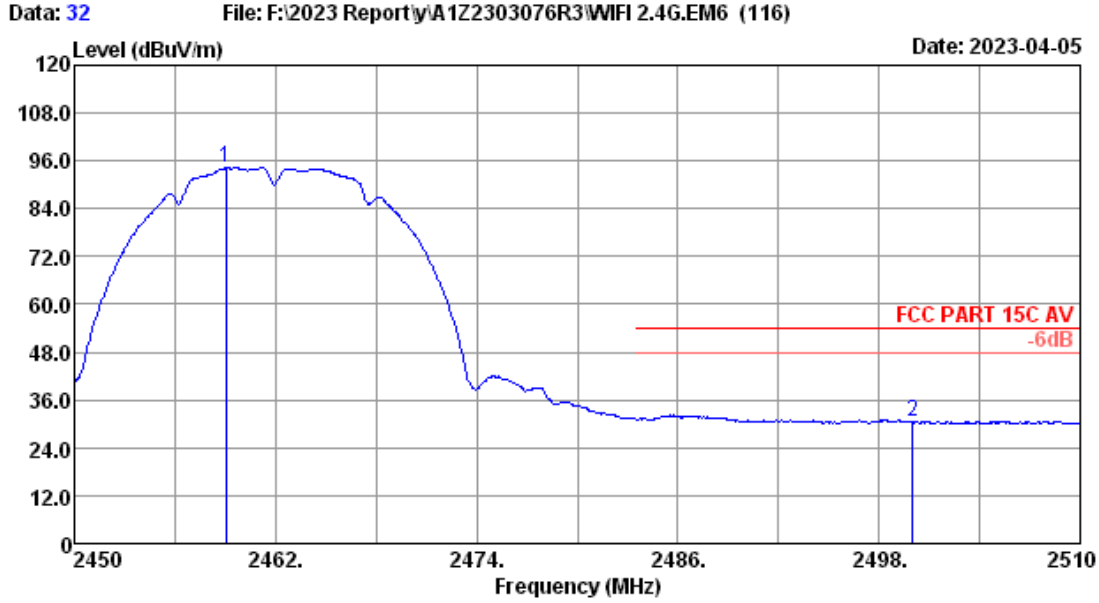
Remarks: 1. Emission Level= Antenna Factor + Cable Loss + Reading -Amp factor.
 2. The emission levels that are 20dB below the official limit are not reported.



Site no. : 3m Chamber Data no. : 31
 Dis. / Ant. : 3m 2022 MCTD1209-3006 Ant. pol. : HORIZONTAL
 Limit : FCC PART 15C AV
 Env. / Ins. : 23.2*C/52.5% Engineer : nier
 Test Mode : 2.4G 11b 2462MHz TX

No.	Freq. (MHz)	Ant. Factor (dB/m)	Cable Loss (dB)	Reading (dBuV)	Amp factor (dB)	Emission Level (dBuV/m)	Limits (dBuV/m)	Margin (dB)	Remark
1	2459.12	27.80	2.33	95.71	34.35	91.49	-----	-----	Average
2	2500.00	27.80	2.35	34.08	34.35	29.88	54.00	24.12	Average

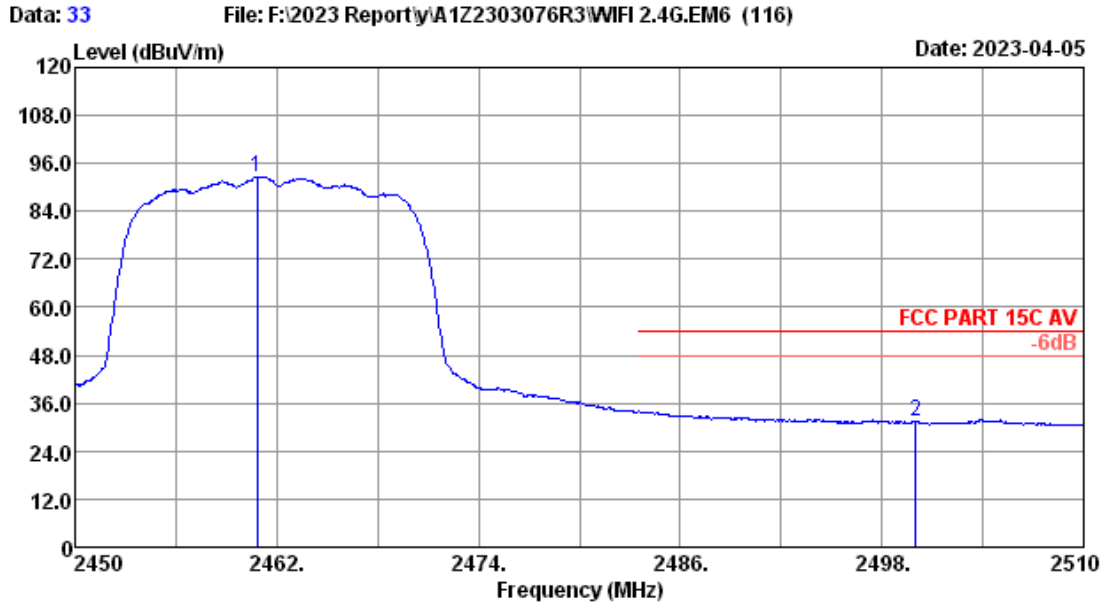
Remarks: 1. Emission Level= Antenna Factor + Cable Loss + Reading -Amp factor.
 2. The emission levels that are 20dB below the official limit are not reported.



Site no. : 3m Chamber Data no. : 32
 Dis. / Ant. : 3m 2022 MCTD1209-3006 Ant. pol. : VERTICAL
 Limit : FCC PART 15C AV
 Env. / Ins. : 23.2*C/52.5% Engineer : nier
 Test Mode : 2.4G 11b 2462MHz TX

No.	Freq. (MHz)	Ant. Factor (dB/m)	Cable Loss (dB)	Reading (dBuV)	Amp factor (dB)	Emission Level (dBuV/m)	Limits (dBuV/m)	Margin (dB)	Remark
1	2459.06	27.80	2.33	98.45	34.35	94.23	-----	-----	Average
2	2500.00	27.80	2.35	34.70	34.35	30.50	54.00	23.50	Average

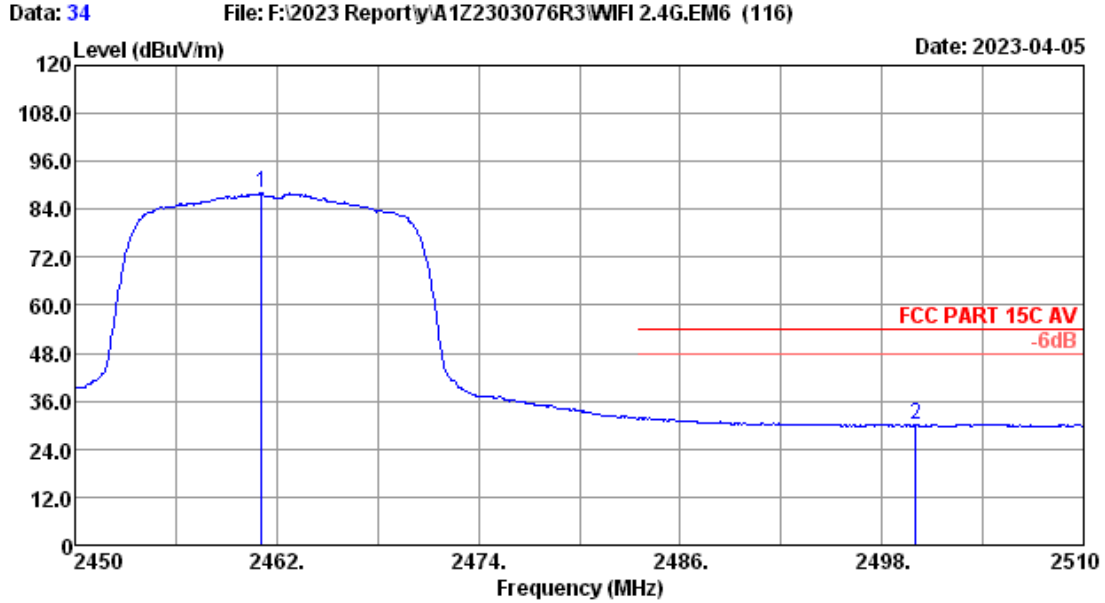
Remarks: 1. Emission Level= Antenna Factor + Cable Loss + Reading -Amp factor.
 2. The emission levels that are 20dB below the official limit are not reported.



Site no. : 3m Chamber Data no. : 33
 Dis. / Ant. : 3m 2022 MCTD1209-3006 Ant. pol. : VERTICAL
 Limit : FCC PART 15C AV
 Env. / Ins. : 23.2°C/52.5% Engineer : nier
 Test Mode : 2.4G 11g 2462MHz TX

No.	Freq. (MHz)	Ant. Factor (dB/m)	Cable Loss (dB)	Reading (dBuV)	Amp factor (dB)	Emission Level (dBuV/m)	Limits (dBuV/m)	Margin (dB)	Remark
1	2460.86	27.80	2.33	96.96	34.35	92.74	-----	-----	Average
2	2500.00	27.80	2.35	35.46	34.35	31.26	54.00	22.74	Average

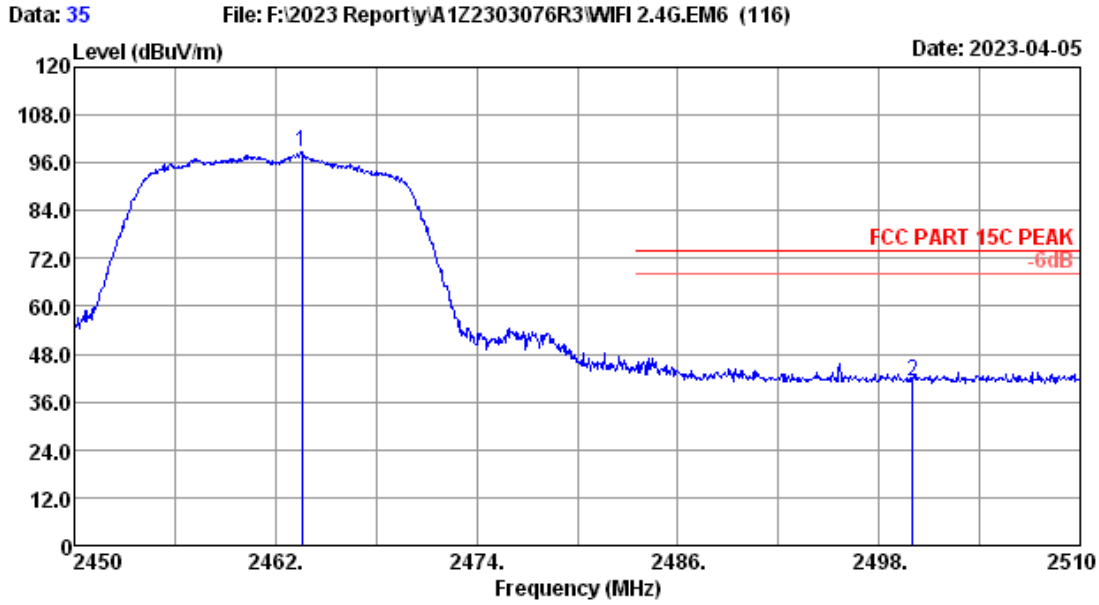
Remarks: 1. Emission Level= Antenna Factor + Cable Loss + Reading -Amp factor.
 2. The emission levels that are 20dB below the official limit are not reported.



Site no. : 3m Chamber Data no. : 34
 Dis. / Ant. : 3m 2022 MCTD1209-3006 Ant. pol. : HORIZONTAL
 Limit : FCC PART 15C AV
 Env. / Ins. : 23.2°C/52.5% Engineer : nier
 Test Mode : 2.4G 11g 2462MHz TX

No.	Freq. (MHz)	Ant. Factor (dB/m)	Cable Loss (dB)	Reading (dBuV)	Amp factor (dB)	Emission Level (dBuV/m)	Limits (dBuV/m)	Margin (dB)	Remark
1	2461.10	27.80	2.33	92.20	34.35	87.98	-----	-----	Average
2	2500.00	27.80	2.35	34.10	34.35	29.90	54.00	24.10	Average

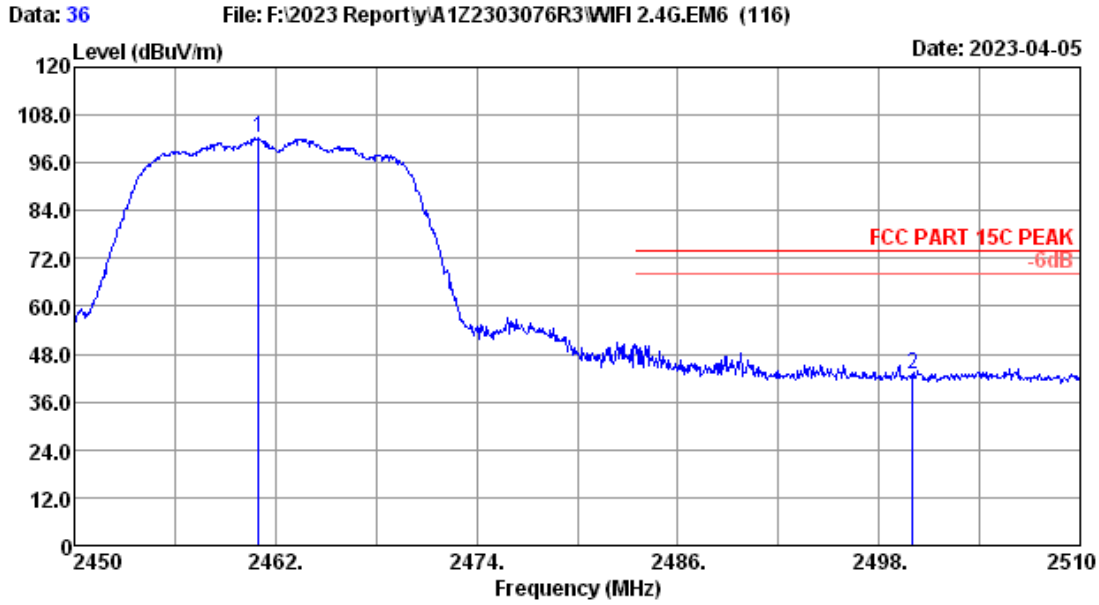
Remarks: 1. Emission Level= Antenna Factor + Cable Loss + Reading -Amp factor.
 2. The emission levels that are 20dB below the official limit are not reported.



Site no. : 3m Chamber Data no. : 35
 Dis. / Ant. : 3m 2022 MCTD1209-3006 Ant. pol. : HORIZONTAL
 Limit : FCC PART 15C PEAK
 Env. / Ins. : 23.2°C/52.5% Engineer : nier
 Test Mode : 2.4G 11g 2462MHz TX

No.	Freq. (MHz)	Ant. Factor (dB/m)	Cable Loss (dB)	Reading (dBuV)	Amp factor (dB)	Emission Level (dBuV/m)	Limits (dBuV/m)	Margin (dB)	Remark
1	2463.56	27.80	2.33	102.94	34.35	98.72	-----	-----	Peak
2	2500.00	27.80	2.35	45.41	34.35	41.21	74.00	32.79	Peak

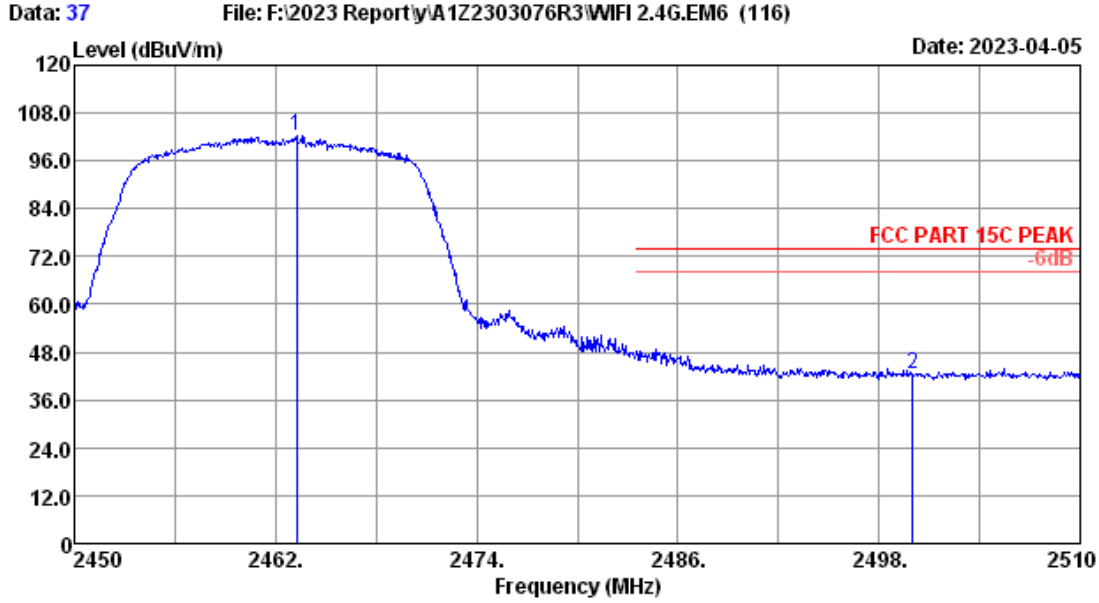
Remarks: 1. Emission Level= Antenna Factor + Cable Loss + Reading -Amp factor.
 2. The emission levels that are 20dB below the official limit are not reported.



Site no. : 3m Chamber Data no. : 36
 Dis. / Ant. : 3m 2022 MCTD1209-3006 Ant. pol. : VERTICAL
 Limit : FCC PART 15C PEAK
 Env. / Ins. : 23.2°C/52.5% Engineer : nier
 Test Mode : 2.4G 11g 2462MHz TX

No.	Freq. (MHz)	Ant. Factor (dB/m)	Cable Loss (dB)	Reading (dBuV)	Amp factor (dB)	Emission Level (dBuV/m)	Limits (dBuV/m)	Margin (dB)	Remark
1	2460.98	27.80	2.33	106.32	34.35	102.10	-----	-----	Peak
2	2500.00	27.80	2.35	47.14	34.35	42.94	74.00	31.06	Peak

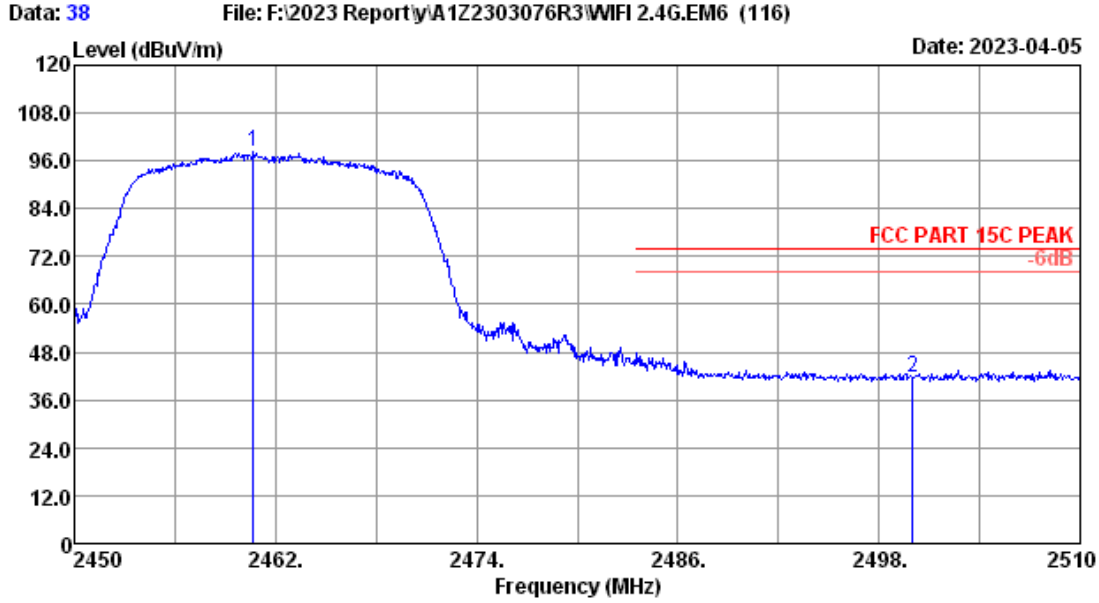
Remarks: 1. Emission Level= Antenna Factor + Cable Loss + Reading -Amp factor.
 2. The emission levels that are 20dB below the official limit are not reported.



Site no. : 3m Chamber Data no. : 37
 Dis. / Ant. : 3m 2022 MCTD1209-3006 Ant. pol. : VERTICAL
 Limit : FCC PART 15C PEAK
 Env. / Ins. : 23.2°C/52.5% Engineer : nier
 Test Mode : 2.4G 11n20 2462MHz TX

No.	Freq. (MHz)	Ant. Factor (dB/m)	Cable Loss (dB)	Reading (dBuV)	Amp factor (dB)	Emission Level (dBuV/m)	Limits (dBuV/m)	Margin (dB)	Remark
1	2463.26	27.80	2.33	106.58	34.35	102.36	-----	-----	Peak
2	2500.00	27.80	2.35	46.88	34.35	42.68	74.00	31.32	Peak

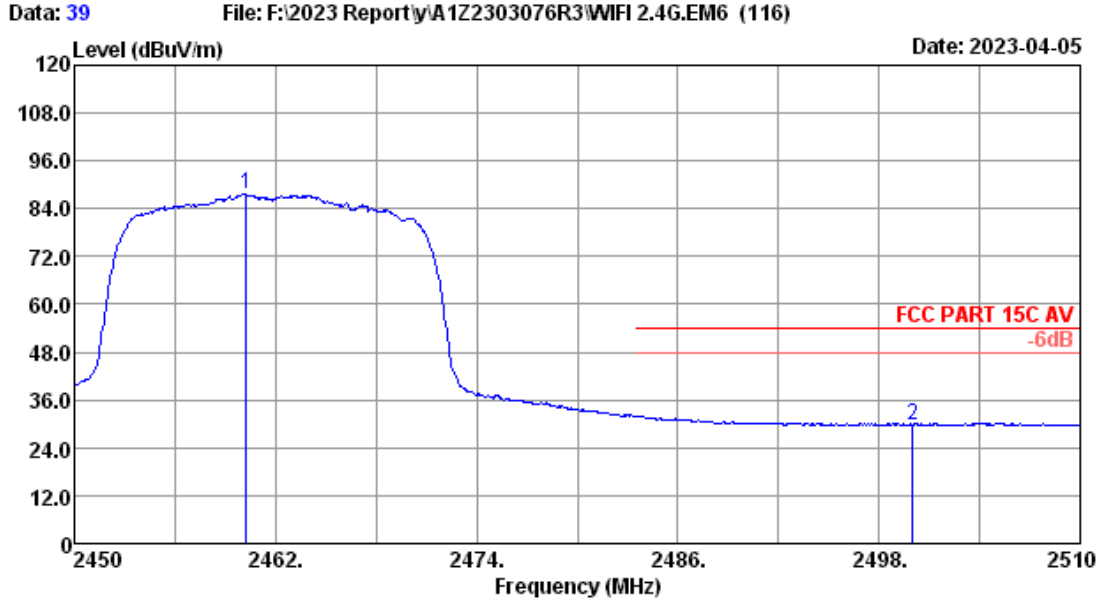
Remarks: 1. Emission Level= Antenna Factor + Cable Loss + Reading -Amp factor.
 2. The emission levels that are 20dB below the official limit are not reported.



Site no. : 3m Chamber Data no. : 38
 Dis. / Ant. : 3m 2022 MCTD1209-3006 Ant. pol. : HORIZONTAL
 Limit : FCC PART 15C PEAK
 Env. / Ins. : 23.2°C/52.5% Engineer : nier
 Test Mode : 2.4G 11n20 2462MHz TX

No.	Freq. (MHz)	Ant. Factor (dB/m)	Cable Loss (dB)	Reading (dBuV)	Amp factor (dB)	Emission Level (dBuV/m)	Limits (dBuV/m)	Margin (dB)	Remark
1	2460.68	27.80	2.33	102.66	34.35	98.44	-----	-----	Peak
2	2500.00	27.80	2.35	46.03	34.35	41.83	74.00	32.17	Peak

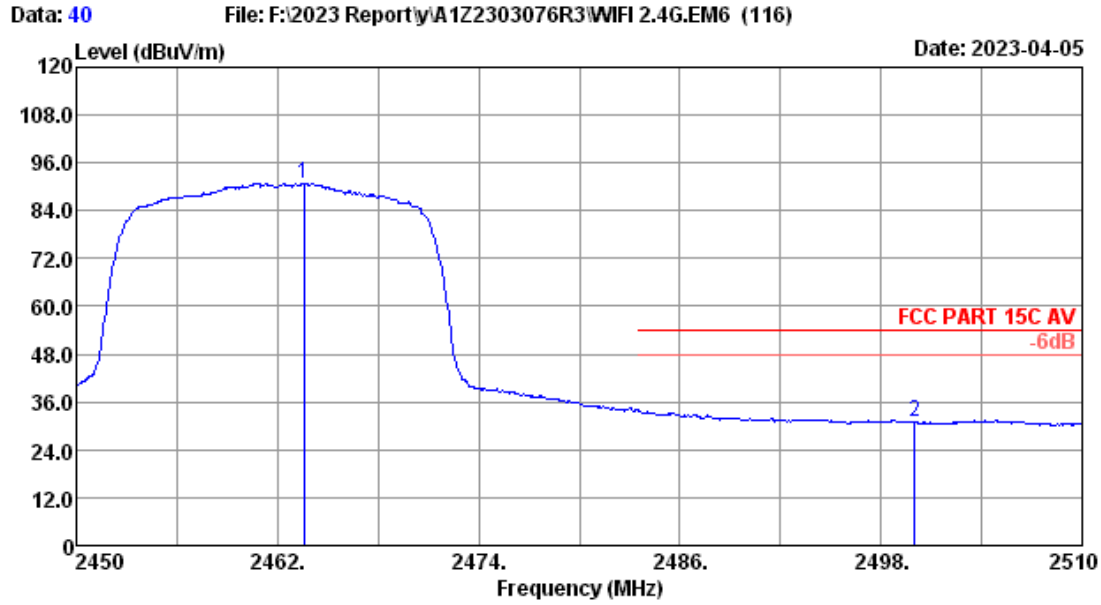
Remarks: 1. Emission Level= Antenna Factor + Cable Loss + Reading -Amp factor.
 2. The emission levels that are 20dB below the official limit are not reported.



Site no. : 3m Chamber Data no. : 39
 Dis. / Ant. : 3m 2022 MCTD1209-3006 Ant. pol. : HORIZONTAL
 Limit : FCC PART 15C AV
 Env. / Ins. : 23.2*C/52.5% Engineer : nier
 Test Mode : 2.4G 11n20 2462MHz TX

No.	Freq. (MHz)	Ant. Factor (dB/m)	Cable Loss (dB)	Reading (dBuV)	Amp factor (dB)	Emission Level (dBuV/m)	Limits (dBuV/m)	Margin (dB)	Remark
1	2460.26	27.80	2.33	92.10	34.35	87.88	-----	-----	Average
2	2500.00	27.80	2.35	34.09	34.35	29.89	54.00	24.11	Average

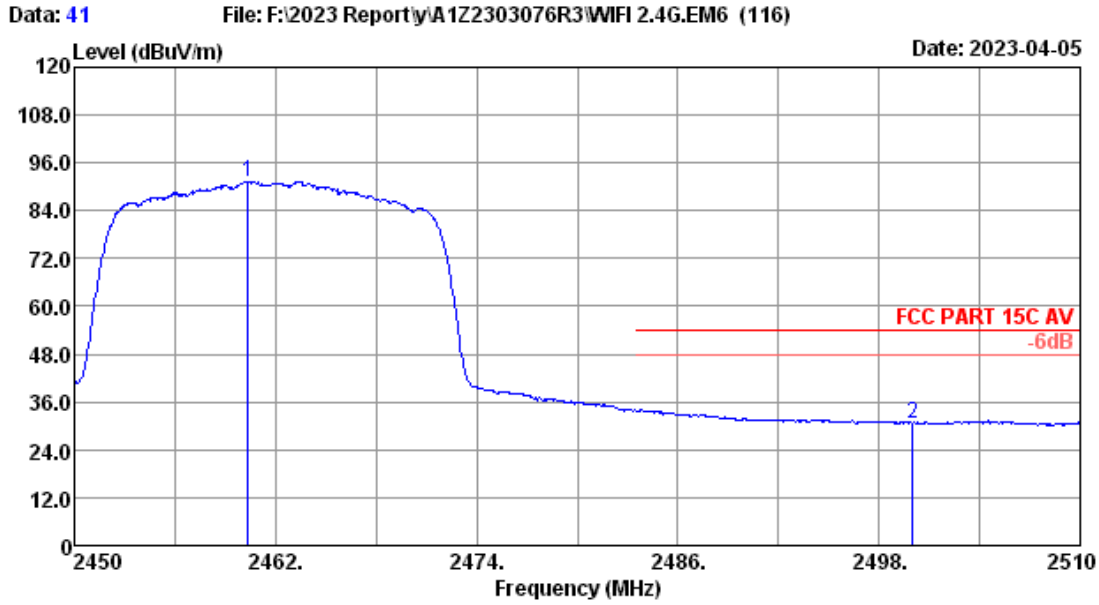
Remarks: 1. Emission Level= Antenna Factor + Cable Loss + Reading -Amp factor.
 2. The emission levels that are 20dB below the official limit are not reported.



Site no. : 3m Chamber Data no. : 40
 Dis. / Ant. : 3m 2022 MCTD1209-3006 Ant. pol. : VERTICAL
 Limit : FCC PART 15C AV
 Env. / Ins. : 23.2*C/52.5% Engineer : nier
 Test Mode : 2.4G 11n20 2462MHz TX

No.	Freq. (MHz)	Ant. Factor (dB/m)	Cable Loss (dB)	Reading (dBuV)	Amp factor (dB)	Emission Level (dBuV/m)	Limits (dBuV/m)	Margin (dB)	Remark
1	2463.56	27.80	2.33	95.14	34.35	90.92	-----	-----	Average
2	2500.00	27.80	2.35	35.21	34.35	31.01	54.00	22.99	Average

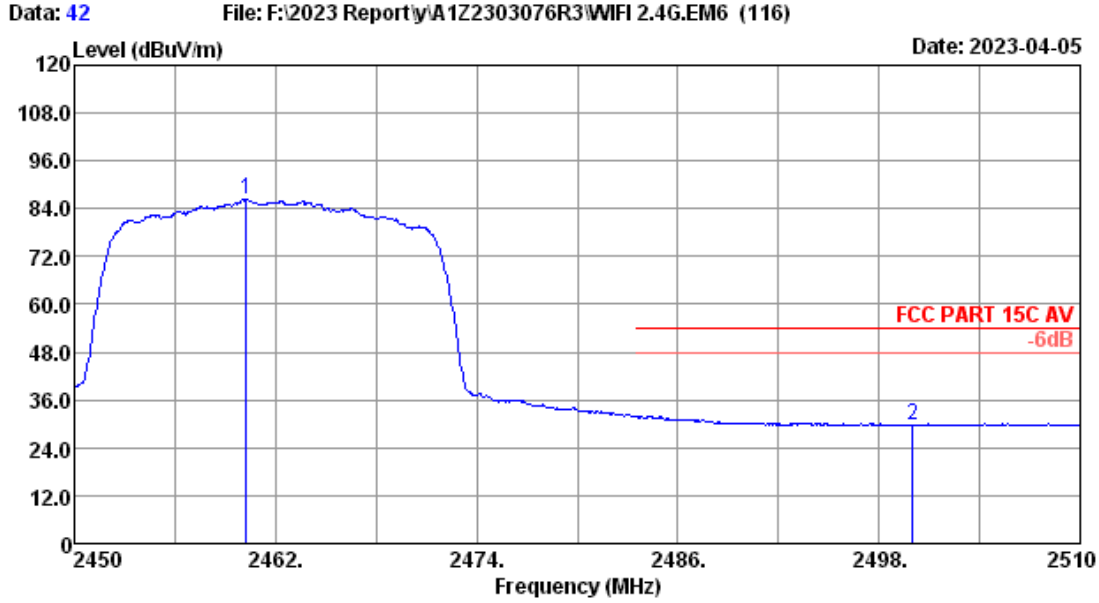
Remarks: 1. Emission Level= Antenna Factor + Cable Loss + Reading -Amp factor.
 2. The emission levels that are 20dB below the official limit are not reported.



Site no. : 3m Chamber Data no. : 41
 Dis. / Ant. : 3m 2022 MCTD1209-3006 Ant. pol. : VERTICAL
 Limit : FCC PART 15C AV
 Env. / Ins. : 23.2*C/52.5% Engineer : nier
 Test Mode : 2.4G 11ax20 2462MHz TX

No.	Freq. (MHz)	Ant. Factor (dB/m)	Cable Loss (dB)	Reading (dBuV)	Amp factor (dB)	Emission Level (dBuV/m)	Limits (dBuV/m)	Margin (dB)	Remark
1	2460.38	27.80	2.33	95.63	34.35	91.41	-----	-----	Average
2	2500.00	27.80	2.35	34.97	34.35	30.77	54.00	23.23	Average

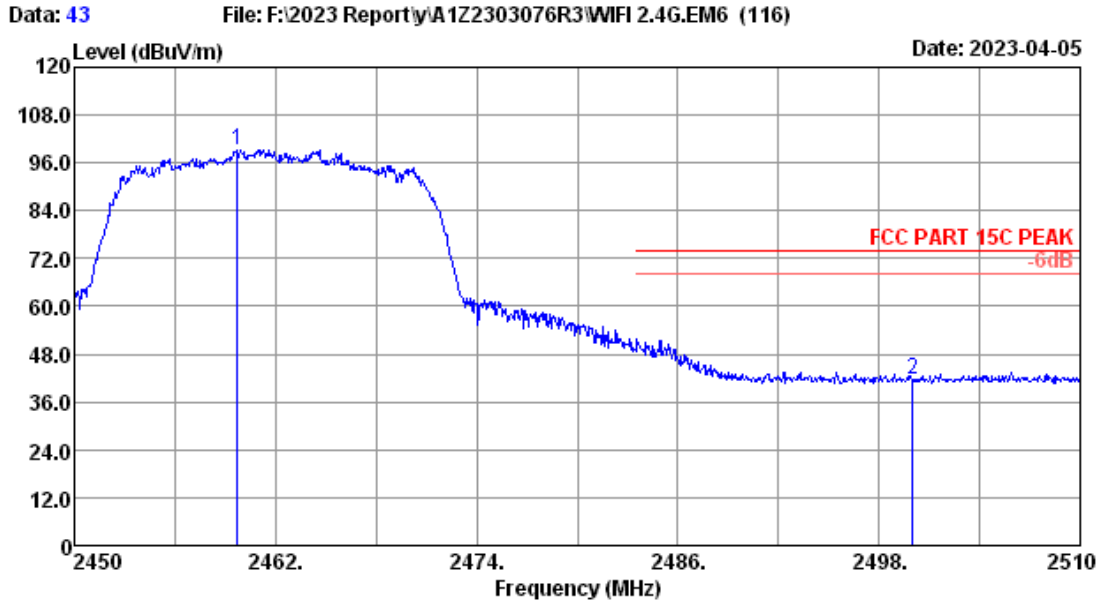
Remarks: 1. Emission Level= Antenna Factor + Cable Loss + Reading -Amp factor.
 2. The emission levels that are 20dB below the official limit are not reported.



Site no. : 3m Chamber Data no. : 42
 Dis. / Ant. : 3m 2022 MCTD1209-3006 Ant. pol. : HORIZONTAL
 Limit : FCC PART 15C AV
 Env. / Ins. : 23.2°C/52.5% Engineer : nier
 Test Mode : 2.4G 11ax20 2462MHz TX

No.	Freq. (MHz)	Ant. Factor (dB/m)	Cable Loss (dB)	Reading (dBuV)	Amp factor (dB)	Emission Level (dBuV/m)	Limits (dBuV/m)	Margin (dB)	Remark
1	2460.26	27.80	2.33	90.53	34.35	86.31	-----	-----	Average
2	2500.00	27.80	2.35	33.84	34.35	29.64	54.00	24.36	Average

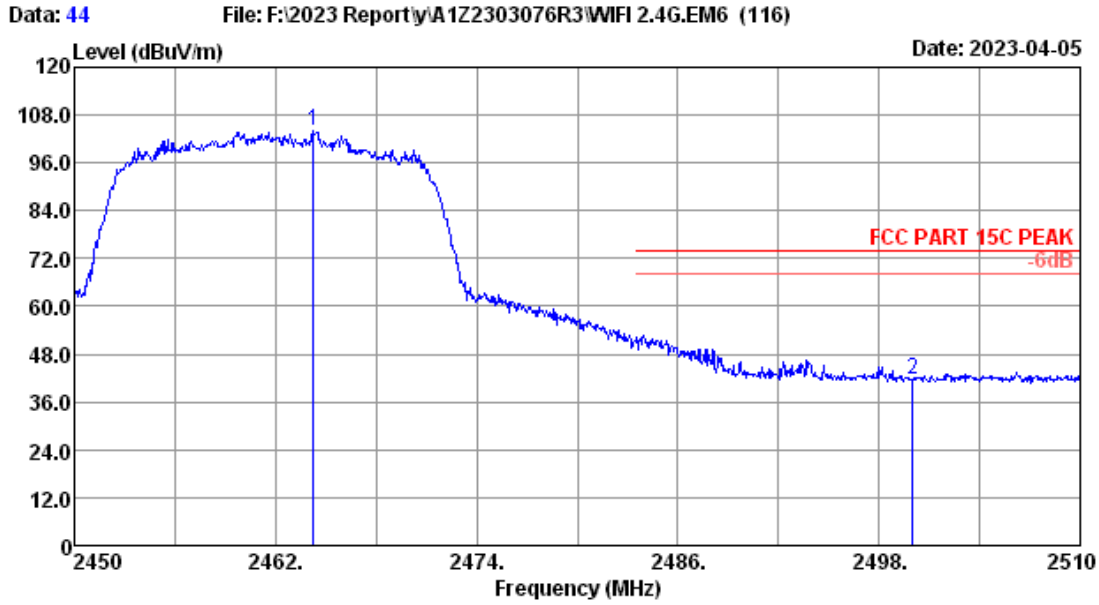
Remarks: 1. Emission Level= Antenna Factor + Cable Loss + Reading -Amp factor.
 2. The emission levels that are 20dB below the official limit are not reported.



Site no. : 3m Chamber Data no. : 43
 Dis. / Ant. : 3m 2022 MCTD1209-3006 Ant. pol. : HORIZONTAL
 Limit : FCC PART 15C PEAK
 Env. / Ins. : 23.2°C/52.5% Engineer : nier
 Test Mode : 2.4G 11ax20 2462MHz TX

No.	Freq. (MHz)	Ant. Factor (dB/m)	Cable Loss (dB)	Reading (dBUV)	Amp factor (dB)	Emission Level (dBUV/m)	Limits (dBUV/m)	Margin (dB)	Remark
1	2459.72	27.80	2.33	103.59	34.35	99.37	-----	-----	Peak
2	2500.00	27.80	2.35	45.93	34.35	41.73	74.00	32.27	Peak

Remarks: 1. Emission Level= Antenna Factor + Cable Loss + Reading -Amp factor.
 2. The emission levels that are 20dB below the official limit are not reported.

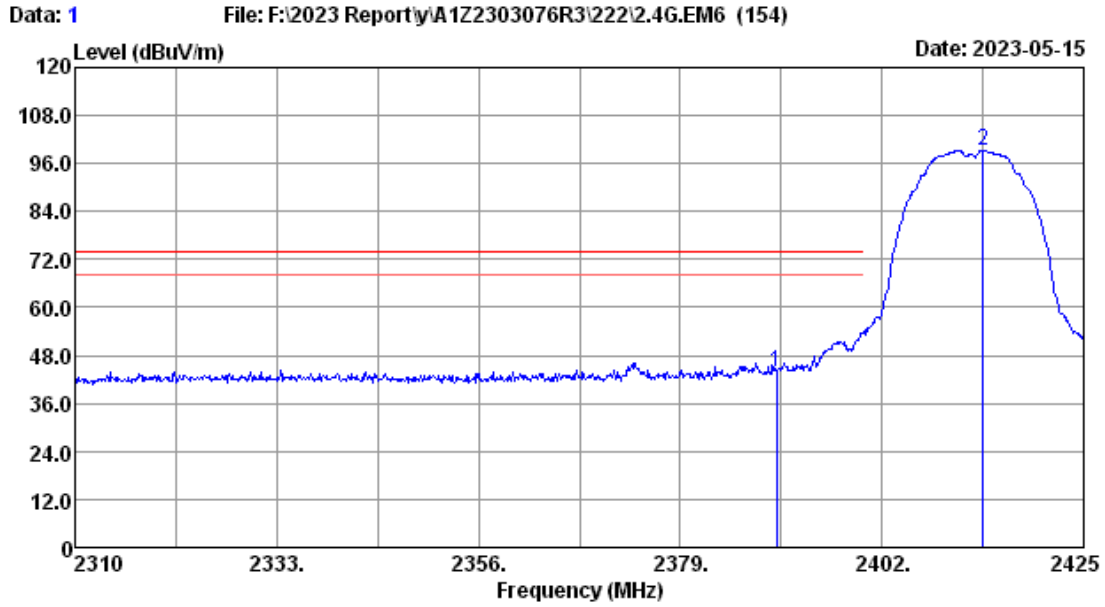


Site no. : 3m Chamber Data no. : 44
 Dis. / Ant. : 3m 2022 MCTD1209-3006 Ant. pol. : VERTICAL
 Limit : FCC PART 15C PEAK
 Env. / Ins. : 23.2°C/52.5% Engineer : nier
 Test Mode : 2.4G 11ax20 2462MHz TX

No.	Freq. (MHz)	Ant. Factor (dB/m)	Cable Loss (dB)	Reading (dBuV)	Amp factor (dB)	Emission Level (dBuV/m)	Limits (dBuV/m)	Margin (dB)	Remark
1	2464.28	27.80	2.33	108.22	34.35	104.00	-----	-----	Peak
2	2500.00	27.80	2.35	45.63	34.35	41.43	74.00	32.57	Peak

Remarks: 1. Emission Level= Antenna Factor + Cable Loss + Reading -Amp factor.
 2. The emission levels that are 20dB below the official limit are not reported.

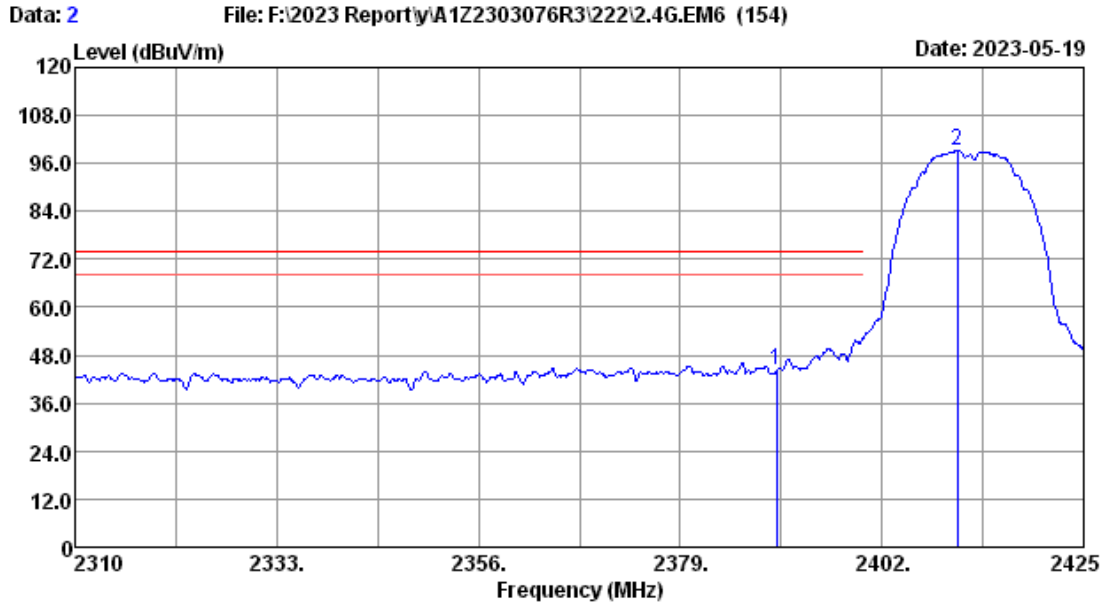
Data for metal appearance:



Site no. : 3m Chamber Data no. : 1
 Dis. / Ant. : 3m 2022 MCTD1209-3006 Ant. pol. : HORIZONTAL
 Limit : FCC PART 15C PEAK
 Env. / Ins. : 23.2*C/52.5% Engineer : nier
 Test Mode : 11b 2.4G 2412 MHz TX
 :
 :

No.	Freq. (MHz)	Ant. Factor (dB/m)	Cable Loss (dB)	Amp factor (dB)	Reading (dBuV)	Emission Level (dBuV/m)	Limits (dBuV/m)	Margin (dB)	Remark
1	2390.00	27.70	2.29	34.36	48.24	43.87	74.00	30.13	Peak
2	2413.50	27.73	2.30	34.36	103.62	99.29	-----	-----	Peak

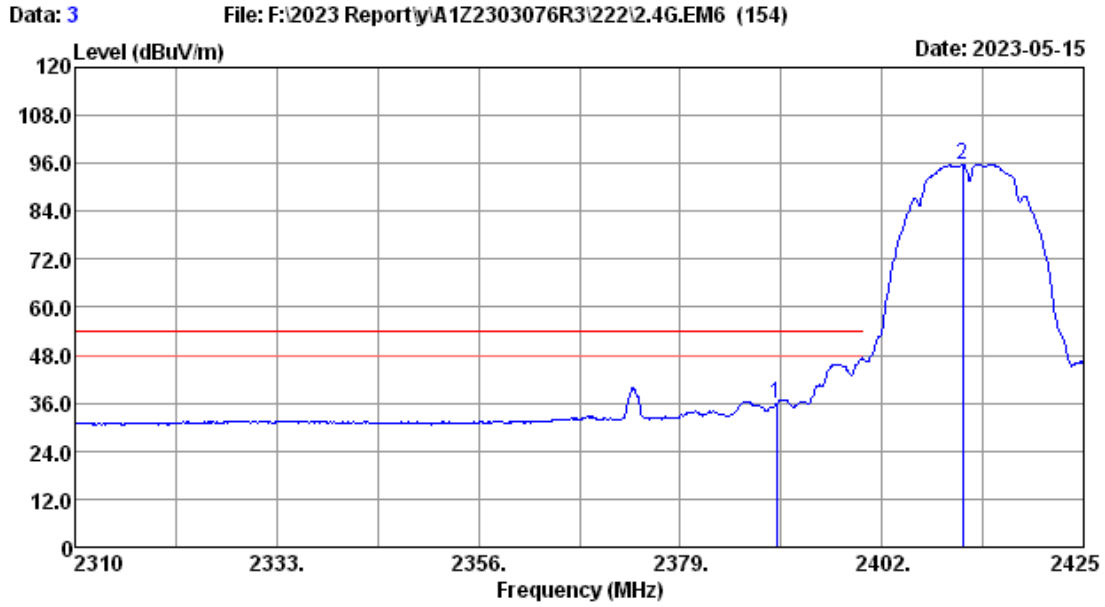
Remarks: 1. Emission Level= Antenna Factor + Cable Loss + Reading -Amp factor.
 2. The emission levels that are 20dB below the official limit are not reported.



Site no. : 3m Chamber Data no. : 2
 Dis. / Ant. : 3m 2022 MCTD1209-3006 Ant. pol. : VERTICAL
 Limit : FCC PART 15C PEAK
 Env. / Ins. : 23.2*C/52.5% Engineer : nier
 Test Mode : 11b 2.4G 2412 MHz TX
 :
 :

No.	Freq. (MHz)	Ant. Factor (dB/m)	Cable Loss (dB)	Amp factor (dB)	Reading (dBuV)	Emission Level (dBuV/m)	Limits (dBuV/m)	Margin (dB)	Remark
1	2390.00	27.70	2.29	34.36	48.75	44.38	74.00	29.62	Peak
2	2410.63	27.73	2.30	34.36	103.36	99.03	-----	-----	Peak

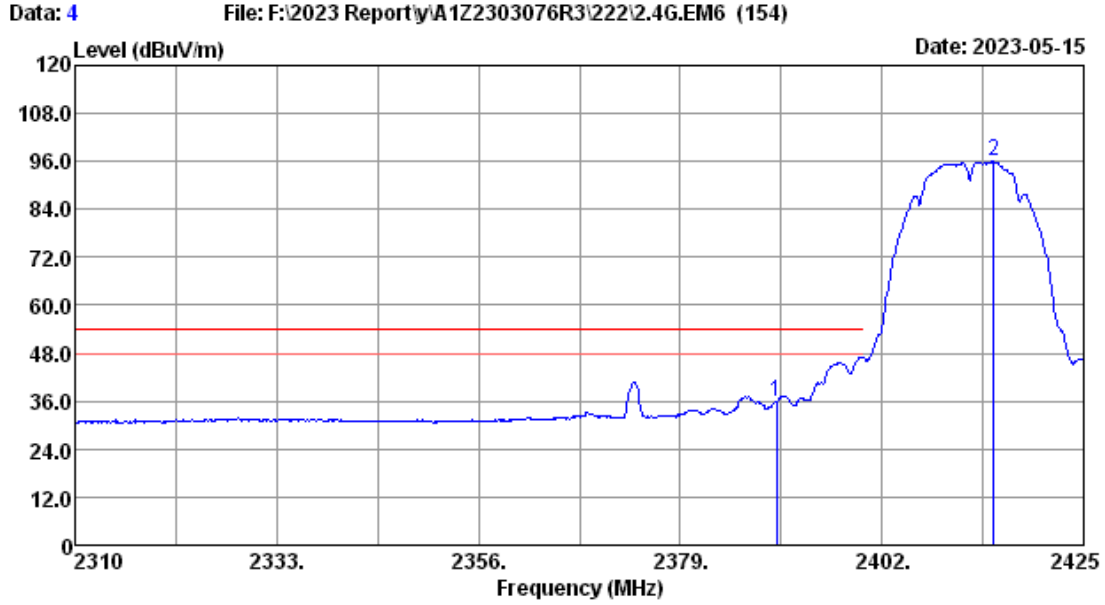
Remarks: 1. Emission Level= Antenna Factor + Cable Loss + Reading - Amp factor.
 2. The emission levels that are 20dB below the official limit are not reported.



Site no. : 3m Chamber Data no. : 3
 Dis. / Ant. : 3m 2022 MCTD1209-3006 Ant. pol. : HORIZONTAL
 Limit : FCC PART 15C AV
 Env. / Ins. : 23.2°C/52.5% Engineer : nier
 Test Mode : 11b 2.4G 2412 MHz TX
 :
 :

No.	Freq. (MHz)	Ant. Factor (dB/m)	Cable Loss (dB)	Amp factor (dB)	Reading (dBuV)	Emission Level (dBuV/m)	Limits (dBuV/m)	Margin (dB)	Remark
1	2390.00	27.70	2.29	34.36	40.33	35.96	54.00	18.04	Average
2	2411.20	27.73	2.30	34.36	100.14	95.81	-----	-----	Average

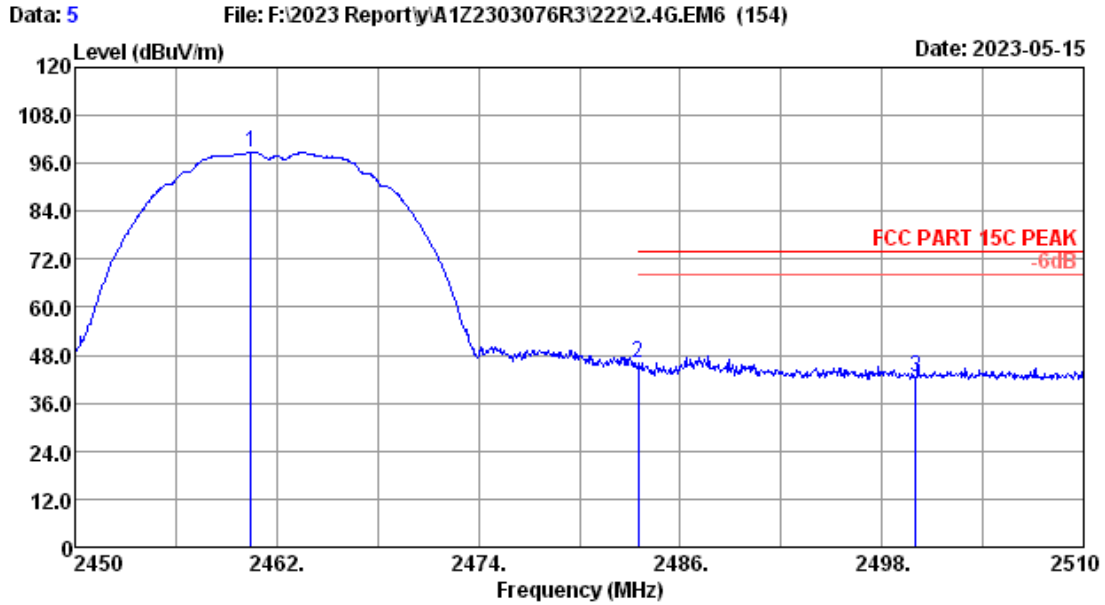
Remarks: 1. Emission Level= Antenna Factor + Cable Loss + Reading - Amp factor.
 2. The emission levels that are 20dB below the official limit are not reported.



Site no. : 3m Chamber Data no. : 4
 Dis. / Ant. : 3m 2022 MCTD1209-3006 Ant. pol. : VERTICAL
 Limit : FCC PART 15C AV
 Env. / Ins. : 23.2°C/52.5% Engineer : nier
 Test Mode : 11b 2.4G 2412 MHz TX
 :
 :

No.	Freq. (MHz)	Ant. Factor (dB/m)	Cable Loss (dB)	Amp factor (dB)	Reading (dBuV)	Emission Level (dBuV/m)	Limits (dBuV/m)	Margin (dB)	Remark
1	2390.00	27.70	2.29	34.36	40.44	36.07	54.00	17.93	Average
2	2414.77	27.73	2.30	34.36	100.29	95.96	-----	-----	Average

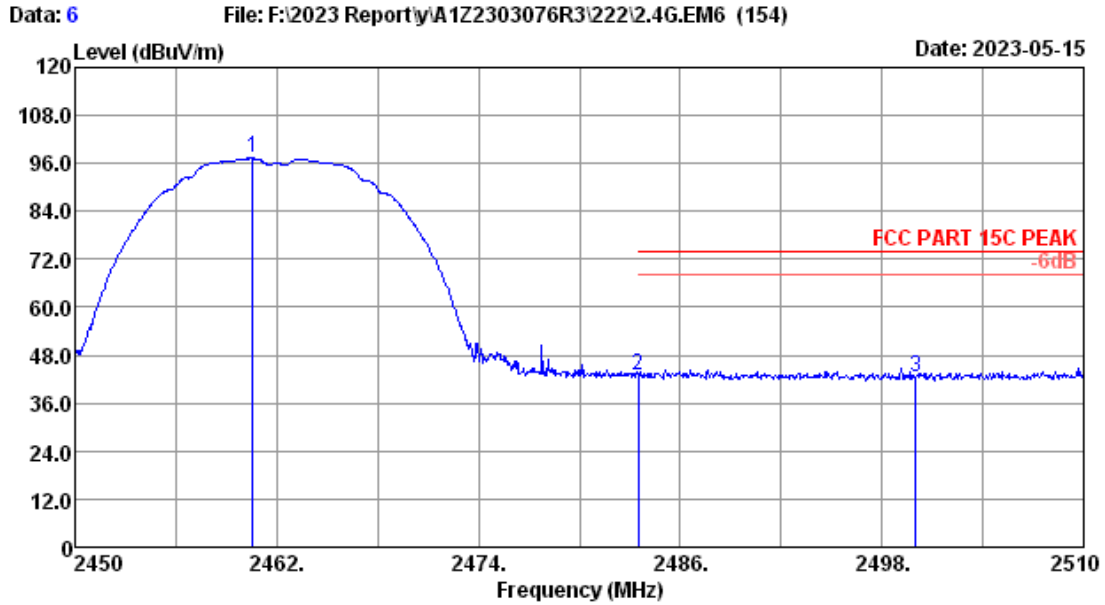
Remarks: 1. Emission Level= Antenna Factor + Cable Loss + Reading - Amp factor.
 2. The emission levels that are 20dB below the official limit are not reported.



Site no. : 3m Chamber Data no. : 5
 Dis. / Ant. : 3m 2022 MCTD1209-3006 Ant. pol. : HORIZONTAL
 Limit : FCC PART 15C PEAK
 Env. / Ins. : 23.2°C/52.5% Engineer : nier
 Test Mode : 11b 2.4G 2462 MHz TX
 :
 :

No.	Freq. (MHz)	Ant. Factor (dB/m)	Cable Loss (dB)	Amp factor (dB)	Reading (dBuV)	Emission Level (dBuV/m)	Limits (dBuV/m)	Margin (dB)	Remark
1	2460.44	27.80	2.33	34.35	103.01	98.79	-----	-----	Peak
2	2483.50	27.80	2.34	34.35	50.32	46.11	74.00	27.89	Peak
3	2500.00	27.80	2.35	34.35	46.70	42.50	74.00	31.50	Peak

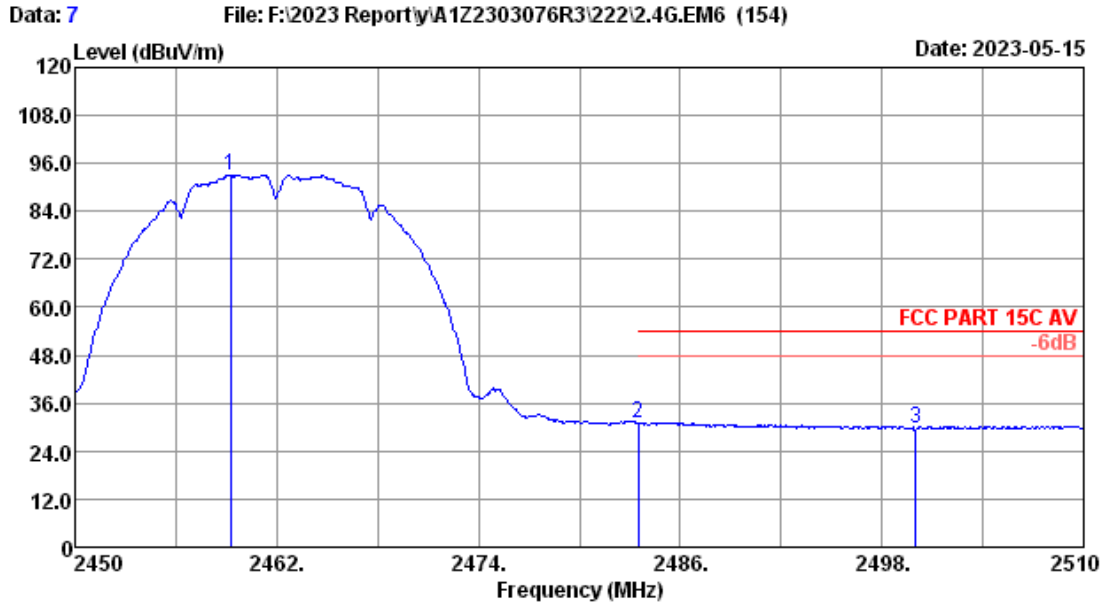
Remarks: 1. Emission Level= Antenna Factor + Cable Loss + Reading -Amp factor.
 2. The emission levels that are 20dB below the official limit are not reported.



Site no. : 3m Chamber Data no. : 6
 Dis. / Ant. : 3m 2022 MCTD1209-3006 Ant. pol. : VERTICAL
 Limit : FCC PART 15C PEAK
 Env. / Ins. : 23.2°C/52.5% Engineer : nier
 Test Mode : 11b 2.4G 2462 MHz TX
 :
 :

No.	Freq. (MHz)	Ant. Factor (dB/m)	Cable Loss (dB)	Amp factor (dB)	Reading (dBuV)	Emission Level (dBuV/m)	Limits (dBuV/m)	Margin (dB)	Remark
1	2460.56	27.80	2.33	34.35	101.48	97.26	-----	-----	Peak
2	2483.50	27.80	2.34	34.35	47.17	42.96	74.00	31.04	Peak
3	2500.00	27.80	2.35	34.35	46.59	42.39	74.00	31.61	Peak

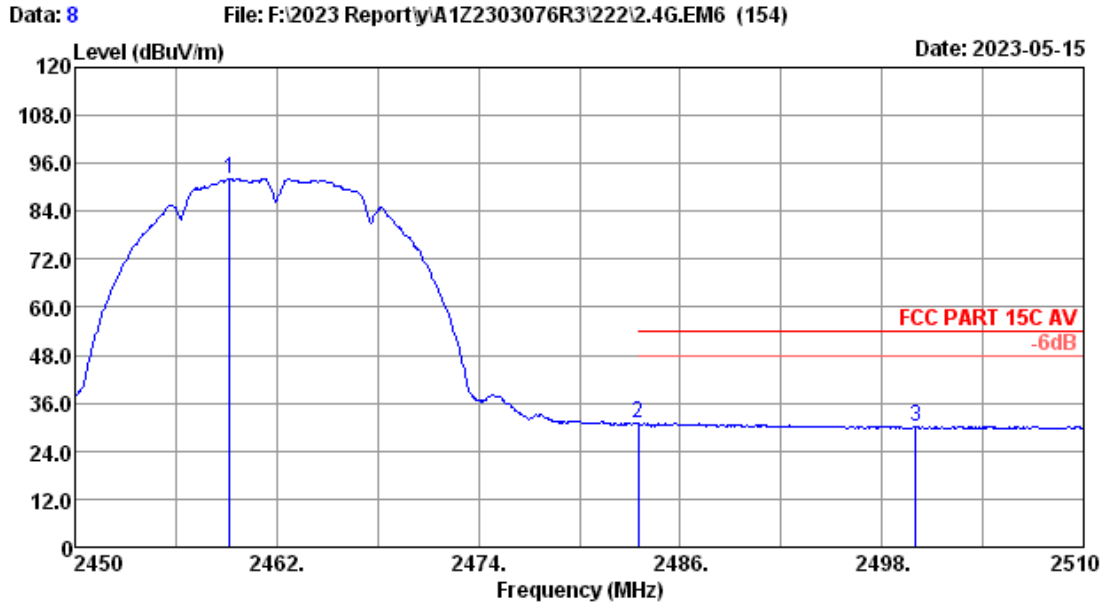
Remarks: 1. Emission Level= Antenna Factor + Cable Loss + Reading -Amp factor.
 2. The emission levels that are 20dB below the official limit are not reported.



Site no. : 3m Chamber Data no. : 7
 Dis. / Ant. : 3m 2022 MCTD1209-3006 Ant. pol. : VERTICAL
 Limit : FCC PART 15C AV
 Env. / Ins. : 23.2*C/52.5% Engineer : nier
 Test Mode : 11b 2.4G 2462 MHz TX
 :
 :

No.	Freq. (MHz)	Ant. Factor (dB/m)	Cable Loss (dB)	Amp factor (dB)	Reading (dBuV)	Emission Level (dBuV/m)	Limits (dBuV/m)	Margin (dB)	Remark
1	2459.24	27.80	2.33	34.35	97.43	93.21	-----	-----	Average
2	2483.50	27.80	2.34	34.35	35.19	30.98	54.00	23.02	Average
3	2500.00	27.80	2.35	34.35	33.88	29.68	54.00	24.32	Average

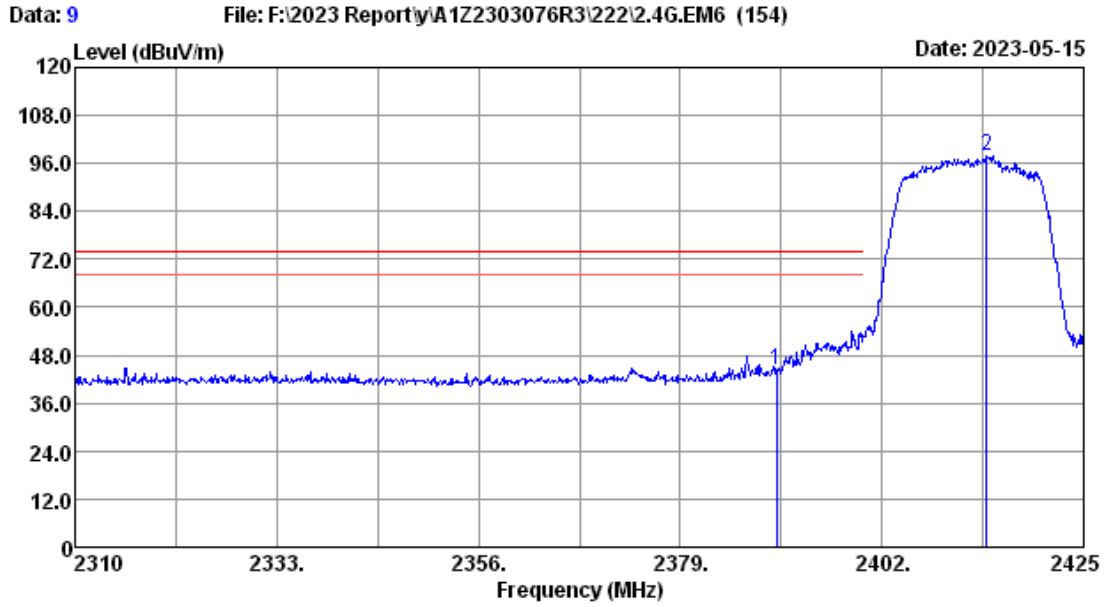
Remarks: 1. Emission Level= Antenna Factor + Cable Loss + Reading -Amp factor.
 2. The emission levels that are 20dB below the official limit are not reported.



Site no. : 3m Chamber Data no. : 8
 Dis. / Ant. : 3m 2022 MCTD1209-3006 Ant. pol. : HORIZONTAL
 Limit : FCC PART 15C AV
 Env. / Ins. : 23.2°C/52.5% Engineer : nier
 Test Mode : 11b 2.4G 2462 MHz TX
 :
 :

No.	Freq. (MHz)	Ant. Factor (dB/m)	Cable Loss (dB)	Amp factor (dB)	Reading (dBuV)	Emission Level (dBuV/m)	Limits (dBuV/m)	Margin (dB)	Remark
1	2459.18	27.80	2.33	34.35	96.37	92.15	-----	-----	Average
2	2483.50	27.80	2.34	34.35	35.03	30.82	54.00	23.18	Average
3	2500.00	27.80	2.35	34.35	34.10	29.90	54.00	24.10	Average

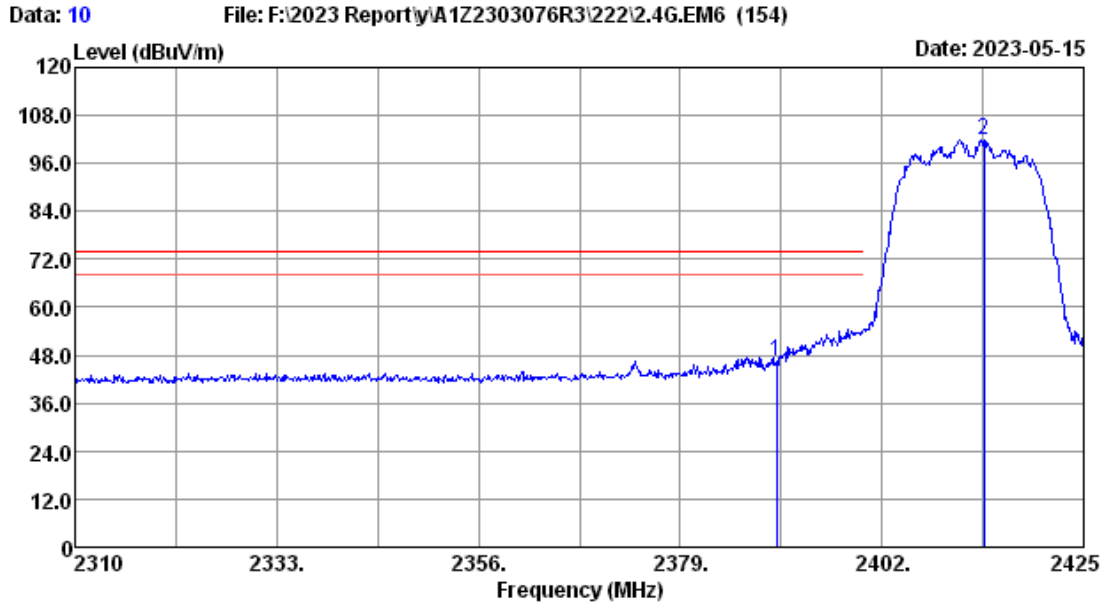
Remarks: 1. Emission Level= Antenna Factor + Cable Loss + Reading -Amp factor.
 2. The emission levels that are 20dB below the official limit are not reported.



Site no. : 3m Chamber Data no. : 9
 Dis. / Ant. : 3m 2022 MCTD1209-3006 Ant. pol. : VERTICAL
 Limit : FCC PART 15C PEAK
 Env. / Ins. : 23.2*C/52.5% Engineer : nier
 Test Mode : 11g 2.4G 2412 MHz TX
 :
 :

No.	Freq. (MHz)	Ant. Factor (dB/m)	Cable Loss (dB)	Amp factor (dB)	Reading (dBuV)	Emission Level (dBuV/m)	Limits (dBuV/m)	Margin (dB)	Remark
1	2390.00	27.70	2.29	34.36	48.56	44.19	74.00	29.81	Peak
2	2413.96	27.73	2.30	34.36	102.12	97.79	-----	-----	Peak

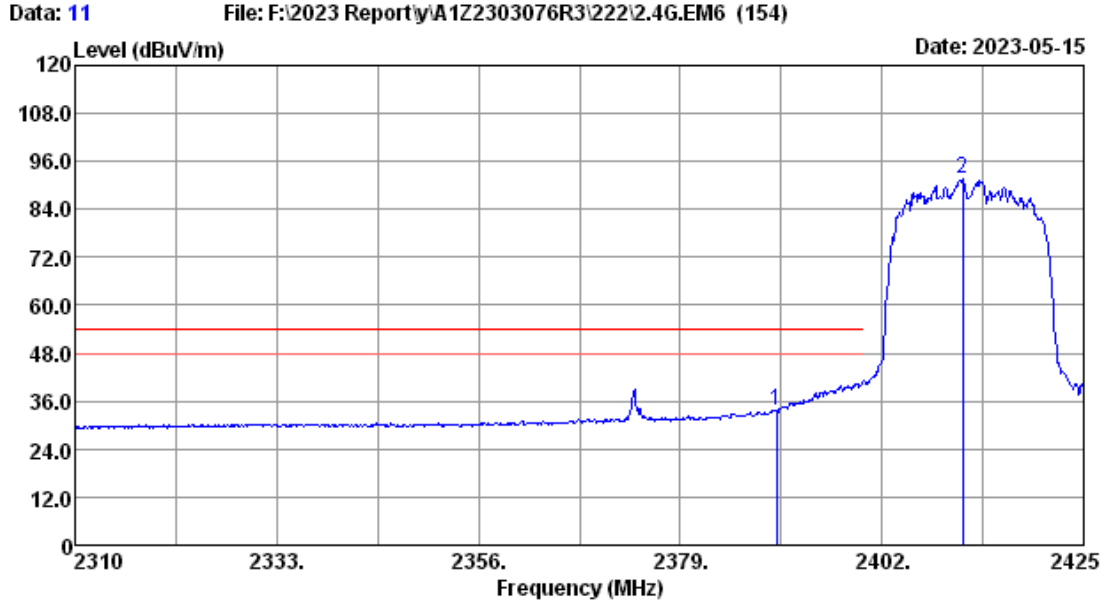
Remarks: 1. Emission Level= Antenna Factor + Cable Loss + Reading - Amp factor.
 2. The emission levels that are 20dB below the official limit are not reported.



Site no. : 3m Chamber Data no. : 10
 Dis. / Ant. : 3m 2022 MCTD1209-3006 Ant. pol. : HORIZONTAL
 Limit : FCC PART 15C PEAK
 Env. / Ins. : 23.2*C/52.5% Engineer : nier
 Test Mode : 11g 2.4G 2412 MHz TX
 :
 :

No.	Freq. (MHz)	Ant. Factor (dB/m)	Cable Loss (dB)	Amp factor (dB)	Reading (dBuV)	Emission Level (dBuV/m)	Limits (dBuV/m)	Margin (dB)	Remark
1	2390.00	27.70	2.29	34.36	50.91	46.54	74.00	27.46	Peak
2	2413.62	27.73	2.30	34.36	106.02	101.69	-----	-----	Peak

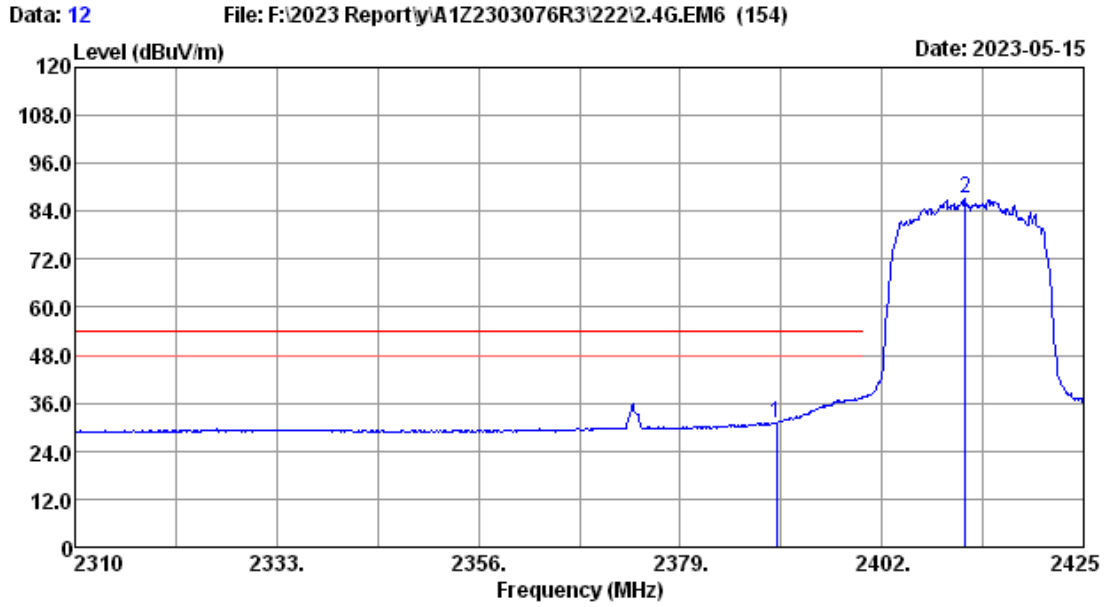
Remarks: 1. Emission Level= Antenna Factor + Cable Loss + Reading - Amp factor.
 2. The emission levels that are 20dB below the official limit are not reported.



Site no. : 3m Chamber Data no. : 11
 Dis. / Ant. : 3m 2022 MCTD1209-3006 Ant. pol. : HORIZONTAL
 Limit : FCC PART 15C AV
 Env. / Ins. : 23.2°C/52.5% Engineer : nier
 Test Mode : 11g 2.4G 2412 MHz TX
 :
 :

No.	Freq. (MHz)	Ant. Factor (dB/m)	Cable Loss (dB)	Amp factor (dB)	Reading (dBuV)	Emission Level (dBuV/m)	Limits (dBuV/m)	Margin (dB)	Remark
1	2390.00	27.70	2.29	34.36	38.13	33.76	54.00	20.24	Average
2	2411.20	27.73	2.30	34.36	95.90	91.57	-----	-----	Average

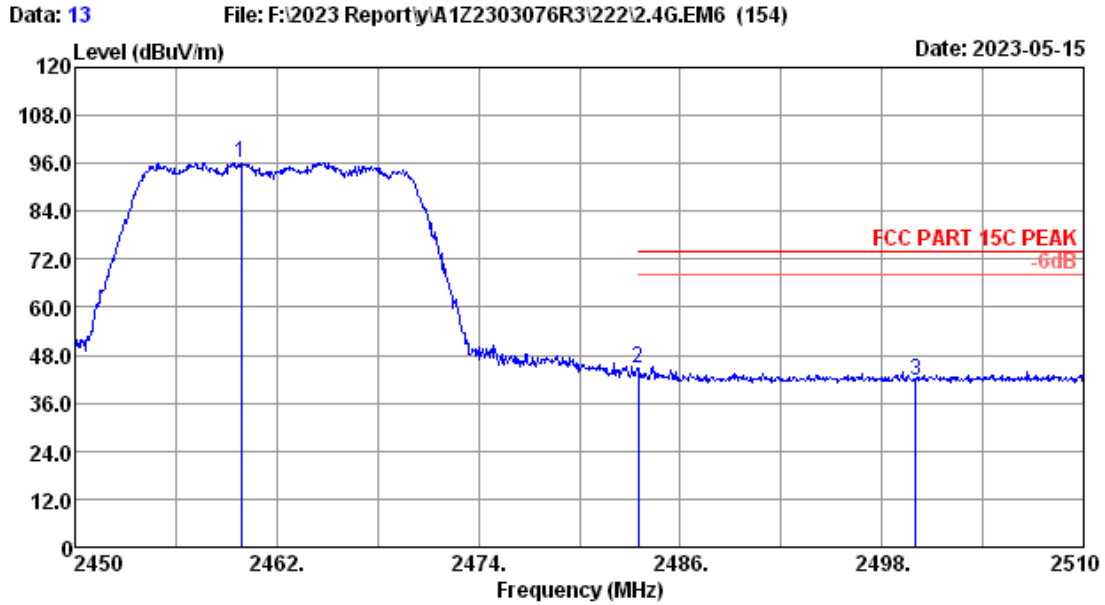
Remarks: 1. Emission Level= Antenna Factor + Cable Loss + Reading - Amp factor.
 2. The emission levels that are 20dB below the official limit are not reported.



Site no. : 3m Chamber Data no. : 12
 Dis. / Ant. : 3m 2022 MCTD1209-3006 Ant. pol. : VERTICAL
 Limit : FCC PART 15C AV
 Env. / Ins. : 23.2°C/52.5% Engineer : nier
 Test Mode : 11g 2.4G 2412 MHz TX
 :
 :

No.	Freq. (MHz)	Ant. Factor (dB/m)	Cable Loss (dB)	Amp factor (dB)	Reading (dBuV)	Emission Level (dBuV/m)	Limits (dBuV/m)	Margin (dB)	Remark
1	2390.00	27.70	2.29	34.36	35.47	31.10	54.00	22.90	Average
2	2411.55	27.73	2.30	34.36	91.40	87.07	-----	-----	Average

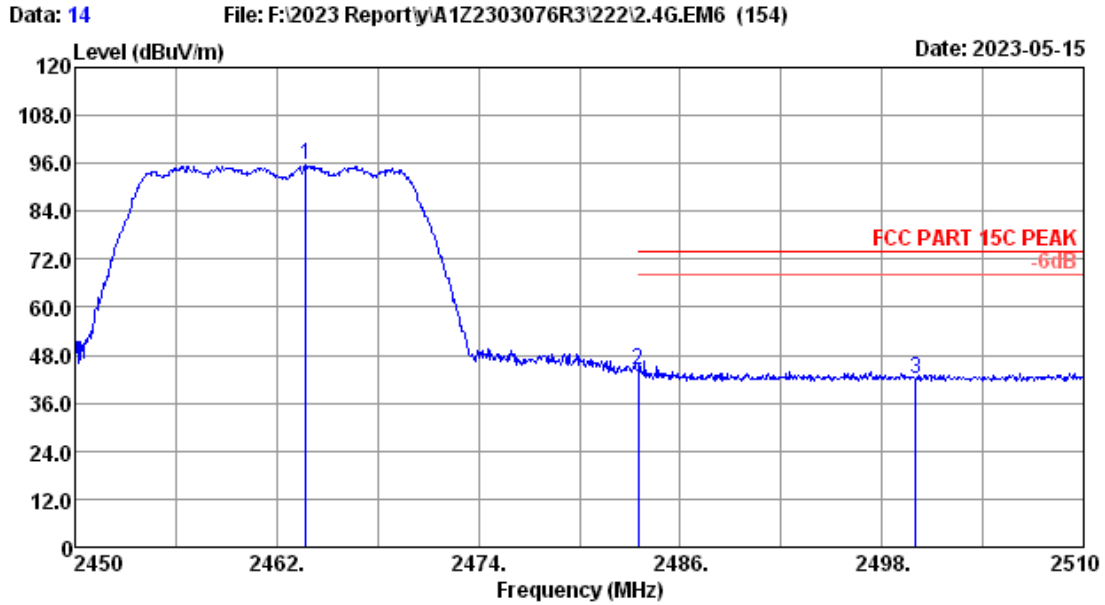
Remarks: 1. Emission Level= Antenna Factor + Cable Loss + Reading - Amp factor.
 2. The emission levels that are 20dB below the official limit are not reported.



Site no. : 3m Chamber Data no. : 13
 Dis. / Ant. : 3m 2022 MCTD1209-3006 Ant. pol. : VERTICAL
 Limit : FCC PART 15C PEAK
 Env. / Ins. : 23.2°C/52.5% Engineer : nier
 Test Mode : 11g 2.4G 2462 MHz TX
 :
 :

No.	Freq. (MHz)	Ant. Factor (dB/m)	Cable Loss (dB)	Amp factor (dB)	Reading (dBuV)	Emission Level (dBuV/m)	Limits (dBuV/m)	Margin (dB)	Remark
1	2459.90	27.80	2.33	34.35	100.40	96.18	-----	-----	Peak
2	2483.50	27.80	2.34	34.35	48.84	44.63	74.00	29.37	Peak
3	2500.00	27.80	2.35	34.35	45.97	41.77	74.00	32.23	Peak

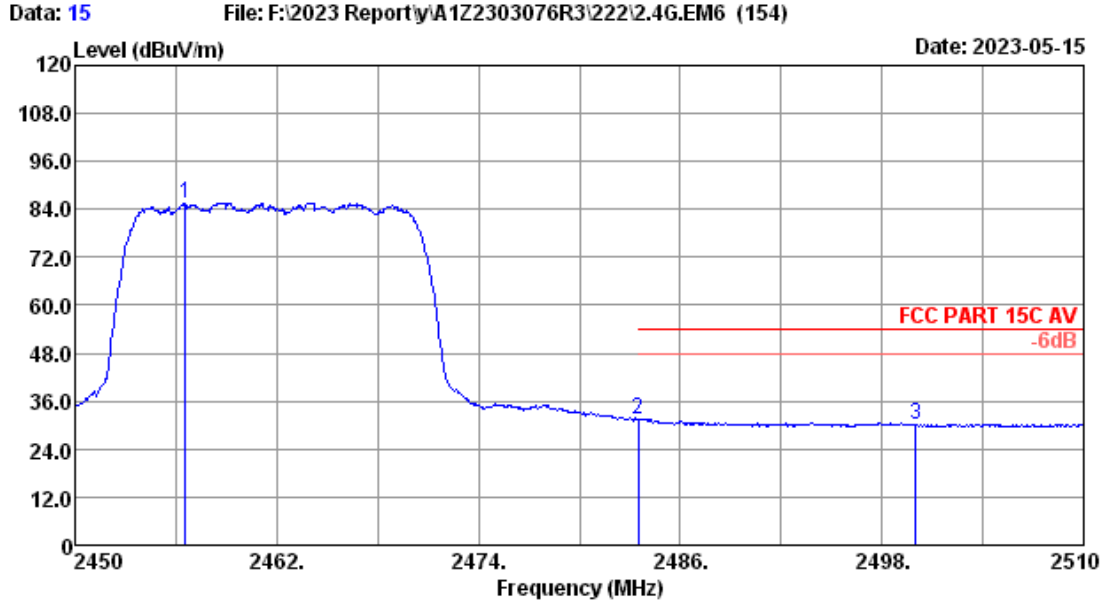
Remarks: 1. Emission Level= Antenna Factor + Cable Loss + Reading -Amp factor.
 2. The emission levels that are 20dB below the official limit are not reported.



Site no. : 3m Chamber Data no. : 14
 Dis. / Ant. : 3m 2022 MCTD1209-3006 Ant. pol. : HORIZONTAL
 Limit : FCC PART 15C PEAK
 Env. / Ins. : 23.2°C/52.5% Engineer : nier
 Test Mode : 11g 2.4G 2462 MHz TX
 :
 :

No.	Freq. (MHz)	Ant. Factor (dB/m)	Cable Loss (dB)	Amp factor (dB)	Reading (dBuV)	Emission Level (dBuV/m)	Limits (dBuV/m)	Margin (dB)	Remark
1	2463.74	27.80	2.33	34.35	99.65	95.43	-----	-----	Peak
2	2483.50	27.80	2.34	34.35	48.55	44.34	74.00	29.66	Peak
3	2500.00	27.80	2.35	34.35	46.27	42.07	74.00	31.93	Peak

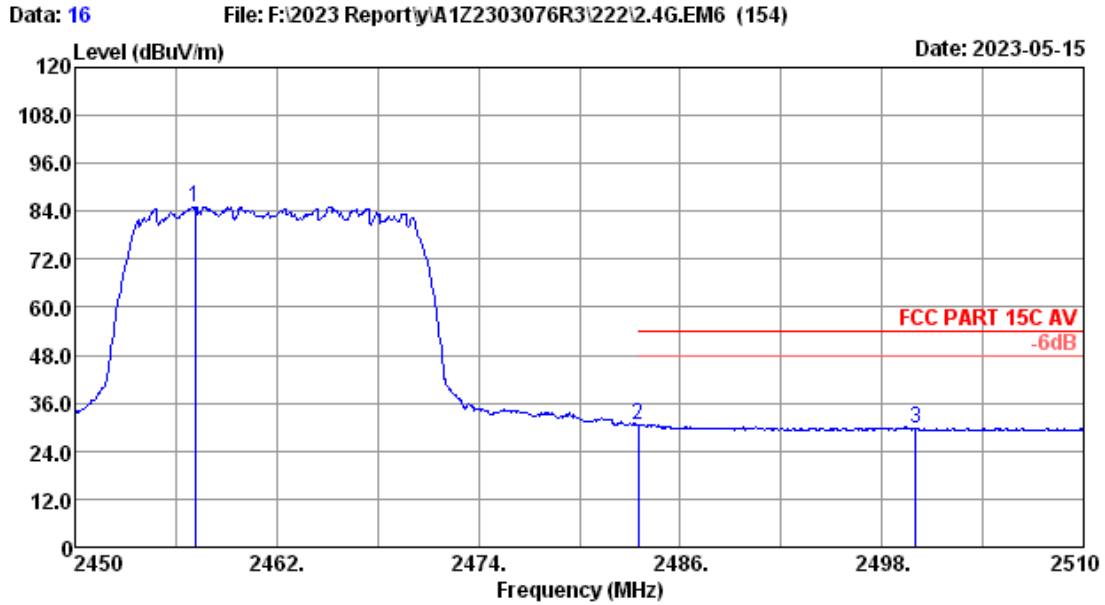
Remarks: 1. Emission Level= Antenna Factor + Cable Loss + Reading -Amp factor.
 2. The emission levels that are 20dB below the official limit are not reported.



Site no. : 3m Chamber Data no. : 15
 Dis. / Ant. : 3m 2022 MCTD1209-3006 Ant. pol. : HORIZONTAL
 Limit : FCC PART 15C AV
 Env. / Ins. : 23.2°C/52.5% Engineer : nier
 Test Mode : 11g 2.4G 2462 MHz TX
 :
 :

No.	Freq. (MHz)	Ant. Factor (dB/m)	Cable Loss (dB)	Amp factor (dB)	Reading (dBuV)	Emission Level (dBuV/m)	Limits (dBuV/m)	Margin (dB)	Remark
1	2456.54	27.80	2.33	34.35	89.87	85.65	-----	-----	Average
2	2483.50	27.80	2.34	34.35	35.61	31.40	54.00	22.60	Average
3	2500.00	27.80	2.35	34.35	34.11	29.91	54.00	24.09	Average

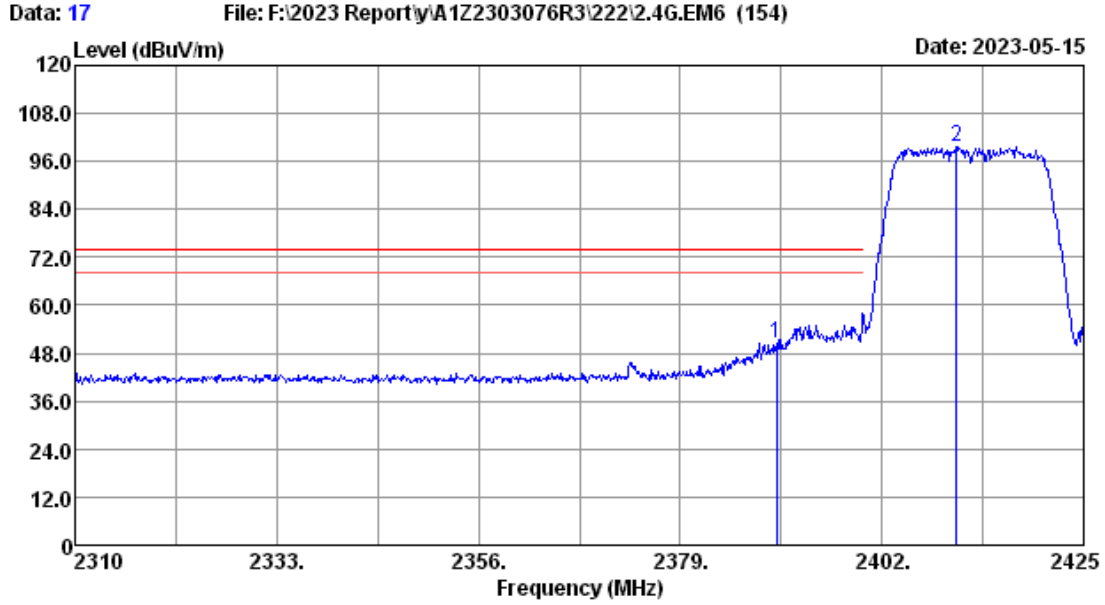
Remarks: 1. Emission Level= Antenna Factor + Cable Loss + Reading -Amp factor.
 2. The emission levels that are 20dB below the official limit are not reported.



Site no. : 3m Chamber Data no. : 16
 Dis. / Ant. : 3m 2022 MCTD1209-3006 Ant. pol. : VERTICAL
 Limit : FCC PART 15C AV
 Env. / Ins. : 23.2*C/52.5% Engineer : nier
 Test Mode : 11g 2.4G 2462 MHz TX
 :
 :

No.	Freq. (MHz)	Ant. Factor (dB/m)	Cable Loss (dB)	Amp factor (dB)	Reading (dBuV)	Emission Level (dBuV/m)	Limits (dBuV/m)	Margin (dB)	Remark
1	2457.14	27.80	2.33	34.35	89.46	85.24	-----	-----	Average
2	2483.50	27.80	2.34	34.35	34.62	30.41	54.00	23.59	Average
3	2500.00	27.80	2.35	34.35	33.66	29.46	54.00	24.54	Average

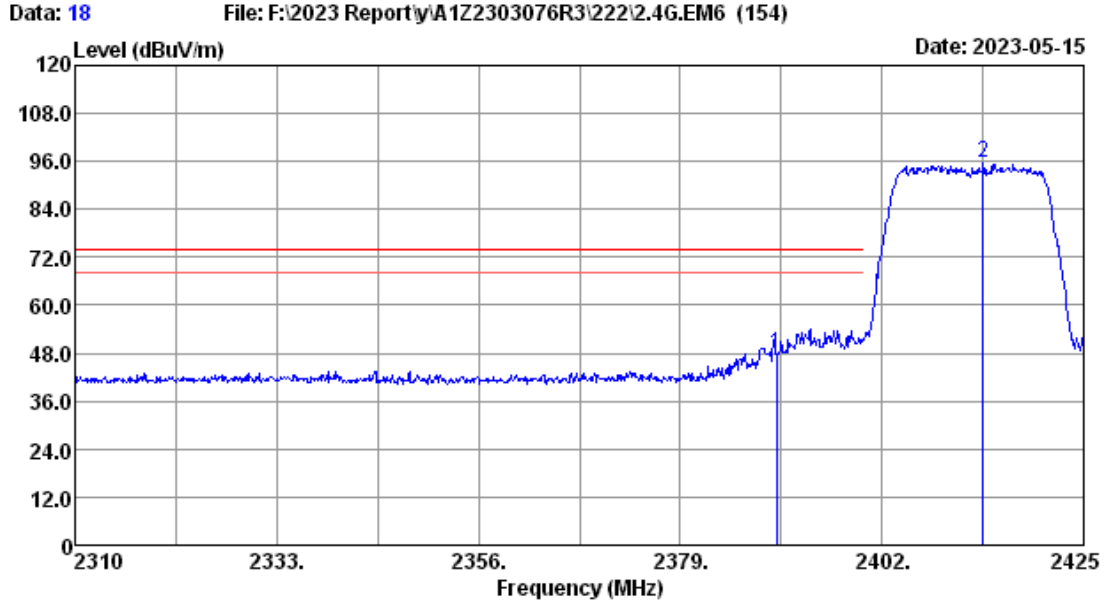
Remarks: 1. Emission Level= Antenna Factor + Cable Loss + Reading -Amp factor.
 2. The emission levels that are 20dB below the official limit are not reported.



Site no. : 3m Chamber Data no. : 17
 Dis. / Ant. : 3m 2022 MCTD1209-3006 Ant. pol. : VERTICAL
 Limit : FCC PART 15C PEAK
 Env. / Ins. : 23.2°C/52.5% Engineer : nier
 Test Mode : 11n HT20 2.4G 2412 MHz TX
 :
 :

No.	Freq. (MHz)	Ant. Factor (dB/m)	Cable Loss (dB)	Amp factor (dB)	Reading (dBuV)	Emission Level (dBuV/m)	Limits (dBuV/m)	Margin (dB)	Remark
1	2390.00	27.70	2.29	34.36	54.69	50.32	74.00	23.68	Peak
2	2410.51	27.73	2.30	34.36	104.17	99.84	-----	-----	Peak

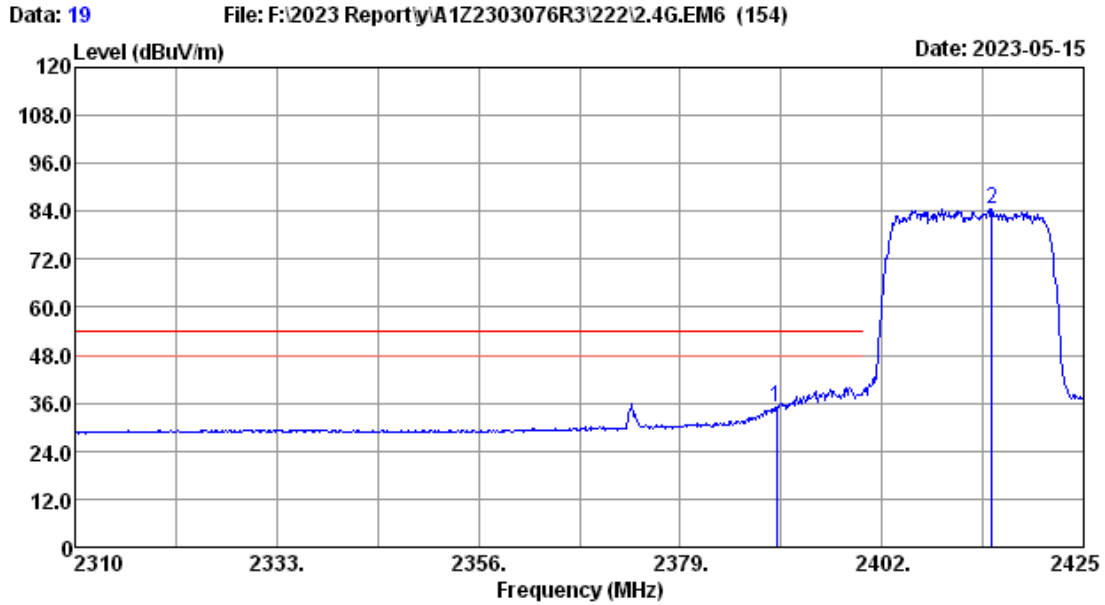
Remarks: 1. Emission Level= Antenna Factor + Cable Loss + Reading - Amp factor.
 2. The emission levels that are 20dB below the official limit are not reported.



Site no. : 3m Chamber Data no. : 18
 Dis. / Ant. : 3m 2022 MCTD1209-3006 Ant. pol. : HORIZONTAL
 Limit : FCC PART 15C PEAK
 Env. / Ins. : 23.2*C/52.5% Engineer : nier
 Test Mode : 11n HT20 2.4G 2412 MHz TX
 :
 :

No.	Freq. (MHz)	Ant. Factor (dB/m)	Cable Loss (dB)	Amp factor (dB)	Reading (dBuV)	Emission Level (dBuV/m)	Limits (dBuV/m)	Margin (dB)	Remark
1	2390.00	27.70	2.29	34.36	52.24	47.87	74.00	26.13	Peak
2	2413.50	27.73	2.30	34.36	100.11	95.78	-----	-----	Peak

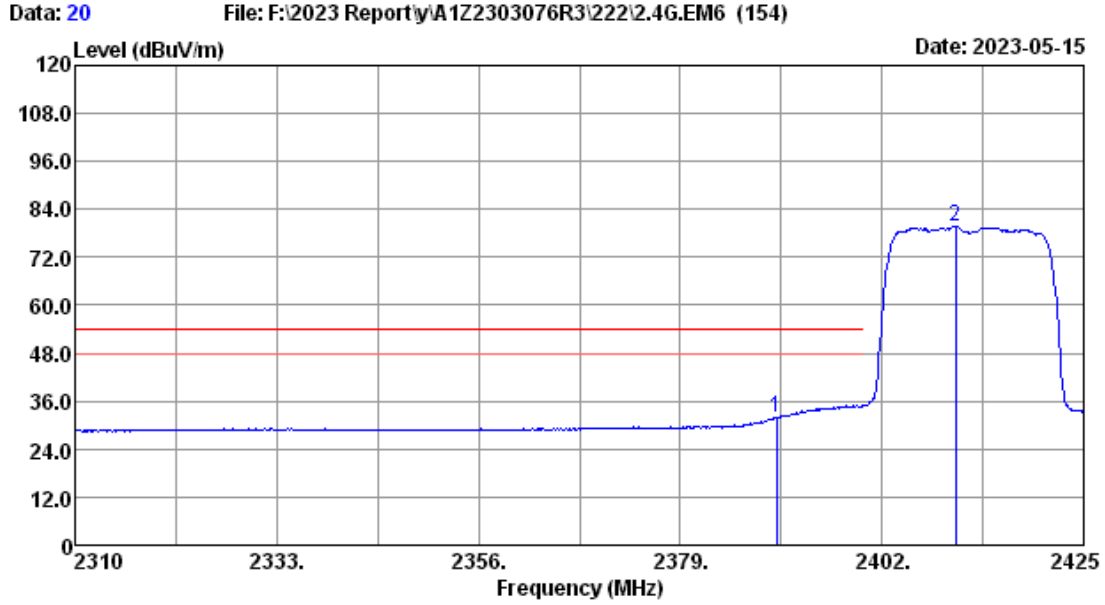
Remarks: 1. Emission Level= Antenna Factor + Cable Loss + Reading - Amp factor.
 2. The emission levels that are 20dB below the official limit are not reported.



Site no. : 3m Chamber Data no. : 19
 Dis. / Ant. : 3m 2022 MCTD1209-3006 Ant. pol. : HORIZONTAL
 Limit : FCC PART 15C AV
 Env. / Ins. : 23.2*C/52.5% Engineer : nier
 Test Mode : 11n HT20 2.4G 2412 MHz TX
 :
 :

No.	Freq. (MHz)	Ant. Factor (dB/m)	Cable Loss (dB)	Amp factor (dB)	Reading (dBuV)	Emission Level (dBuV/m)	Limits (dBuV/m)	Margin (dB)	Remark
1	2390.00	27.70	2.29	34.36	39.38	35.01	54.00	18.99	Average
2	2414.54	27.73	2.30	34.36	88.83	84.50	-----	-----	Average

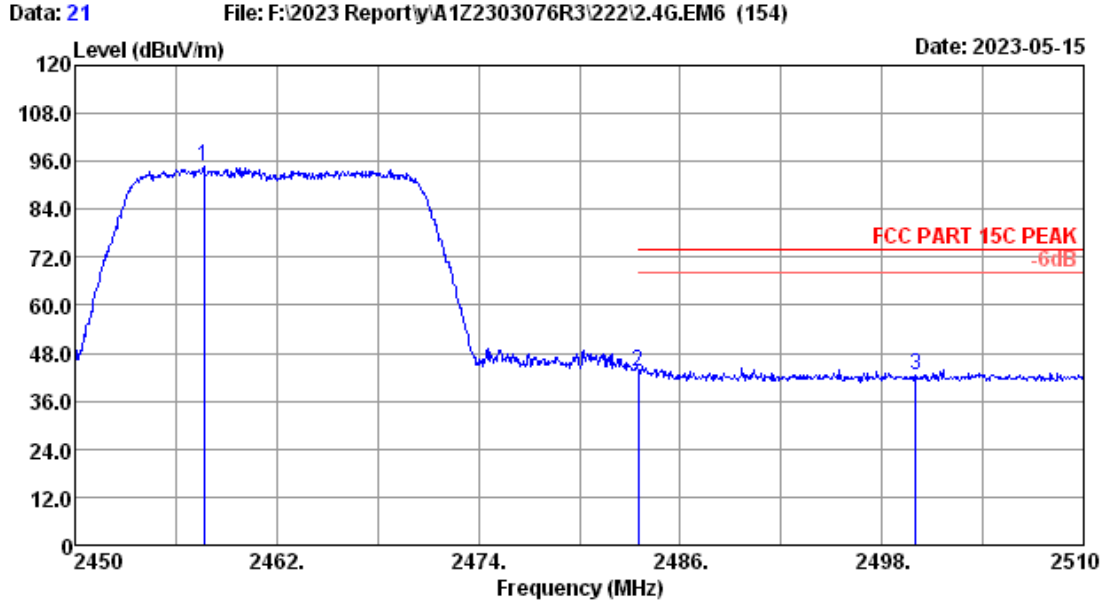
Remarks: 1. Emission Level= Antenna Factor + Cable Loss + Reading - Amp factor.
 2. The emission levels that are 20dB below the official limit are not reported.



Site no. : 3m Chamber Data no. : 20
 Dis. / Ant. : 3m 2022 MCTD1209-3006 Ant. pol. : VERTICAL
 Limit : FCC PART 15C AV
 Env. / Ins. : 23.2*C/52.5% Engineer : nier
 Test Mode : 11n HT20 2.4G 2412 MHz TX
 :
 :

No.	Freq. (MHz)	Ant. Factor (dB/m)	Cable Loss (dB)	Amp factor (dB)	Reading (dBuV)	Emission Level (dBuV/m)	Limits (dBuV/m)	Margin (dB)	Remark
1	2390.00	27.70	2.29	34.36	36.23	31.86	54.00	22.14	Average
2	2410.40	27.73	2.30	34.36	84.10	79.77	-----	-----	Average

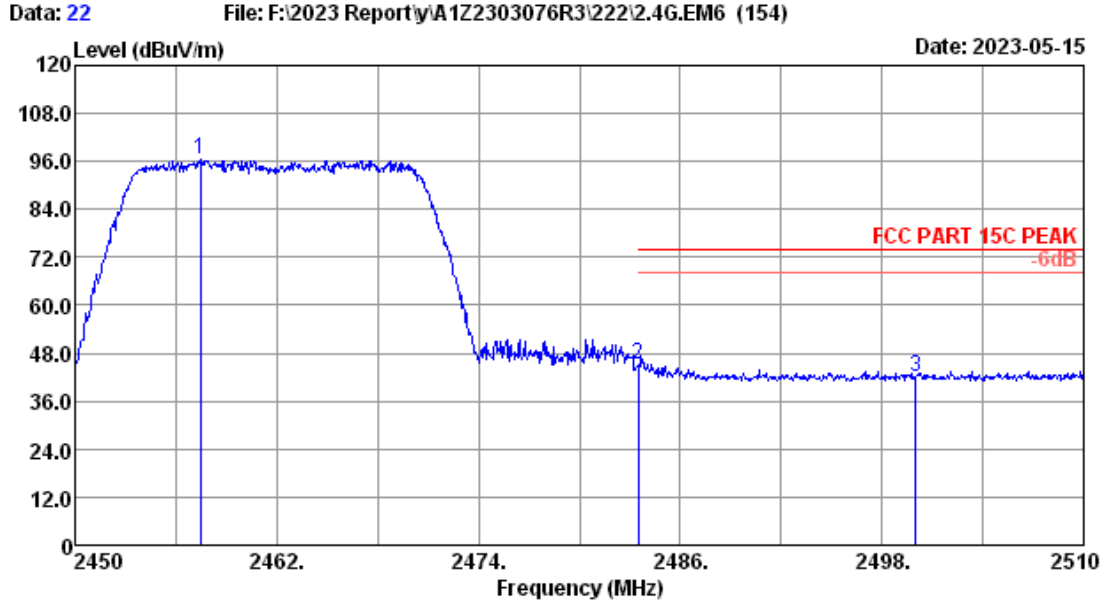
Remarks: 1. Emission Level= Antenna Factor + Cable Loss + Reading - Amp factor.
 2. The emission levels that are 20dB below the official limit are not reported.



Site no. : 3m Chamber Data no. : 21
 Dis. / Ant. : 3m 2022 MCTD1209-3006 Ant. pol. : VERTICAL
 Limit : FCC PART 15C PEAK
 Env. / Ins. : 23.2°C/52.5% Engineer : nier
 Test Mode : 11n HT20 2.4G 2462 MHz TX
 :
 :

No.	Freq. (MHz)	Ant. Factor (dB/m)	Cable Loss (dB)	Amp factor (dB)	Reading (dBuV)	Emission Level (dBuV/m)	Limits (dBuV/m)	Margin (dB)	Remark
1	2457.68	27.80	2.33	34.35	99.16	94.94	-----	-----	Peak
2	2483.50	27.80	2.34	34.35	47.77	43.56	74.00	30.44	Peak
3	2500.00	27.80	2.35	34.35	46.56	42.36	74.00	31.64	Peak

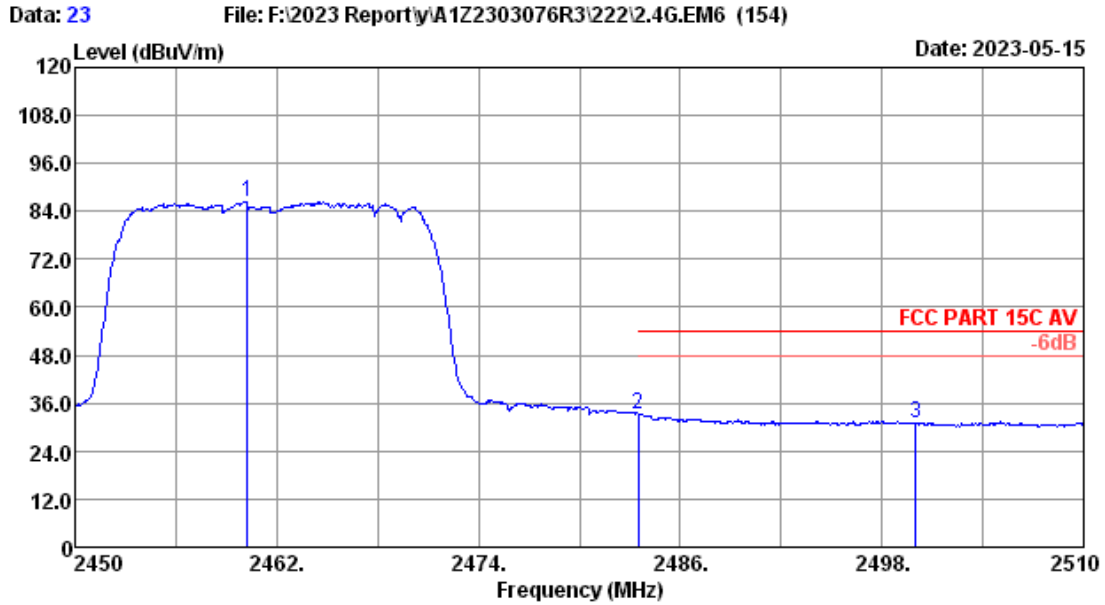
Remarks: 1. Emission Level= Antenna Factor + Cable Loss + Reading -Amp factor.
 2. The emission levels that are 20dB below the official limit are not reported.



Site no. : 3m Chamber Data no. : 22
 Dis. / Ant. : 3m 2022 MCTD1209-3006 Ant. pol. : HORIZONTAL
 Limit : FCC PART 15C PEAK
 Env. / Ins. : 23.2°C/52.5% Engineer : nier
 Test Mode : 11n HT20 2.4G 2462 MHz TX
 :
 :

No.	Freq. (MHz)	Ant. Factor (dB/m)	Cable Loss (dB)	Amp factor (dB)	Reading (dBuV)	Emission Level (dBuV/m)	Limits (dBuV/m)	Margin (dB)	Remark
1	2457.44	27.80	2.33	34.35	100.68	96.46	-----	-----	Peak
2	2483.50	27.80	2.34	34.35	49.40	45.19	74.00	28.81	Peak
3	2500.00	27.80	2.35	34.35	46.19	41.99	74.00	32.01	Peak

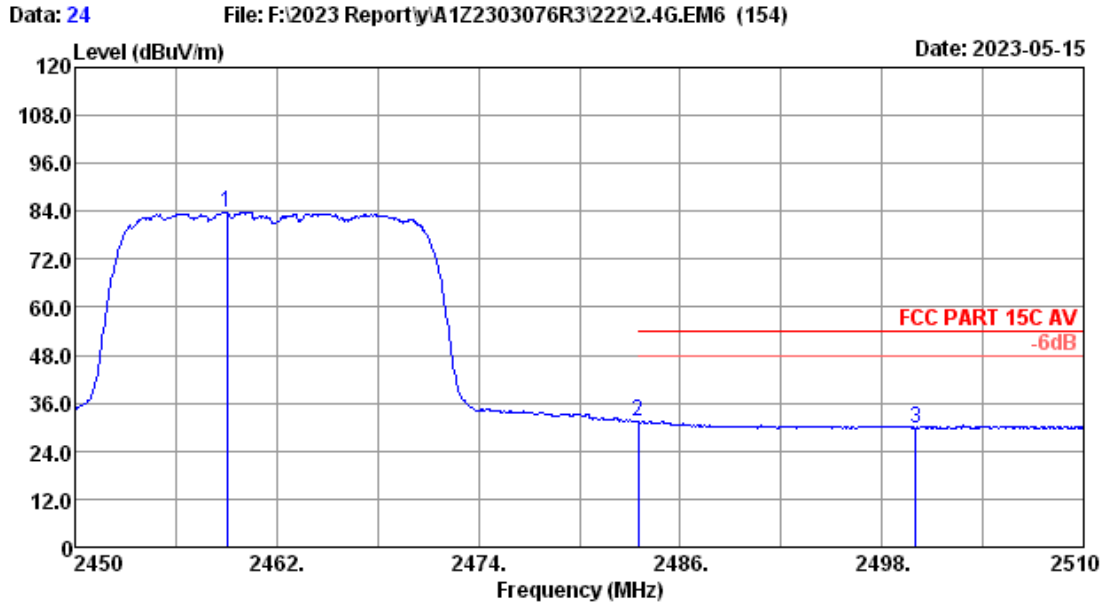
Remarks: 1. Emission Level= Antenna Factor + Cable Loss + Reading -Amp factor.
 2. The emission levels that are 20dB below the official limit are not reported.



Site no. : 3m Chamber Data no. : 23
 Dis. / Ant. : 3m 2022 MCTD1209-3006 Ant. pol. : HORIZONTAL
 Limit : FCC PART 15C AV
 Env. / Ins. : 23.2°C/52.5% Engineer : nier
 Test Mode : 11n HT20 2.4G 2462 MHz TX
 :
 :

No.	Freq. (MHz)	Ant. Factor (dB/m)	Cable Loss (dB)	Amp factor (dB)	Reading (dBuV)	Emission Level (dBuV/m)	Limits (dBuV/m)	Margin (dB)	Remark
1	2460.26	27.80	2.33	34.35	90.59	86.37	-----	-----	Average
2	2483.50	27.80	2.34	34.35	37.58	33.37	54.00	20.63	Average
3	2500.00	27.80	2.35	34.35	35.37	31.17	54.00	22.83	Average

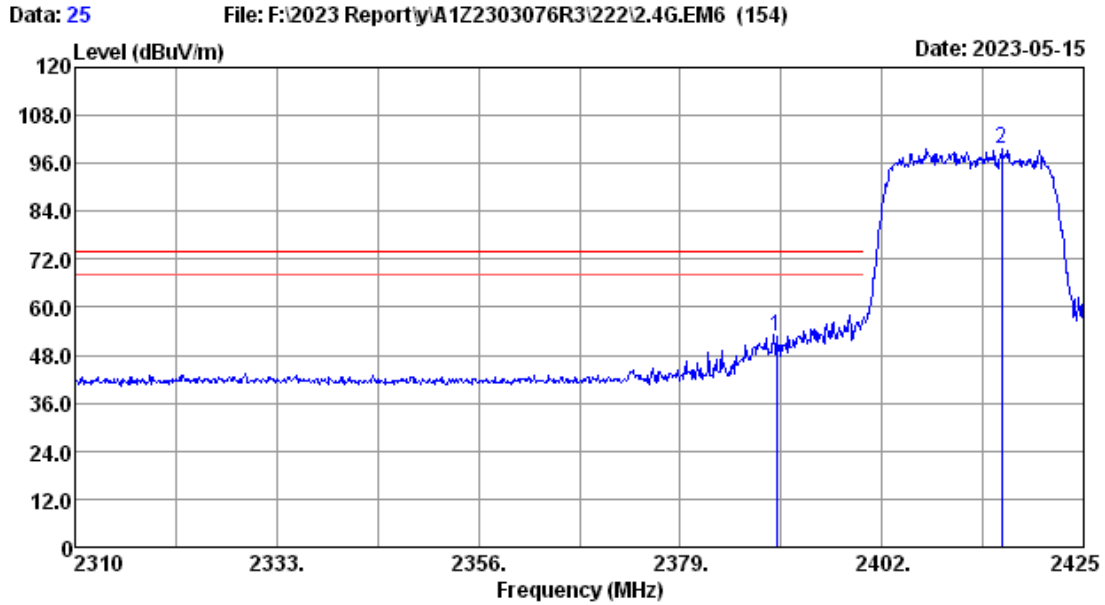
Remarks: 1. Emission Level= Antenna Factor + Cable Loss + Reading -Amp factor.
 2. The emission levels that are 20dB below the official limit are not reported.



Site no. : 3m Chamber Data no. : 24
 Dis. / Ant. : 3m 2022 MCTD1209-3006 Ant. pol. : VERTICAL
 Limit : FCC PART 15C AV
 Env. / Ins. : 23.2°C/52.5% Engineer : nier
 Test Mode : 11n HT20 2.4G 2462 MHz TX
 :
 :

No.	Freq. (MHz)	Ant. Factor (dB/m)	Cable Loss (dB)	Amp factor (dB)	Reading (dBuV)	Emission Level (dBuV/m)	Limits (dBuV/m)	Margin (dB)	Remark
1	2459.06	27.80	2.33	34.35	88.12	83.90	-----	-----	Average
2	2483.50	27.80	2.34	34.35	35.46	31.25	54.00	22.75	Average
3	2500.00	27.80	2.35	34.35	33.99	29.79	54.00	24.21	Average

Remarks: 1. Emission Level= Antenna Factor + Cable Loss + Reading -Amp factor.
 2. The emission levels that are 20dB below the official limit are not reported.



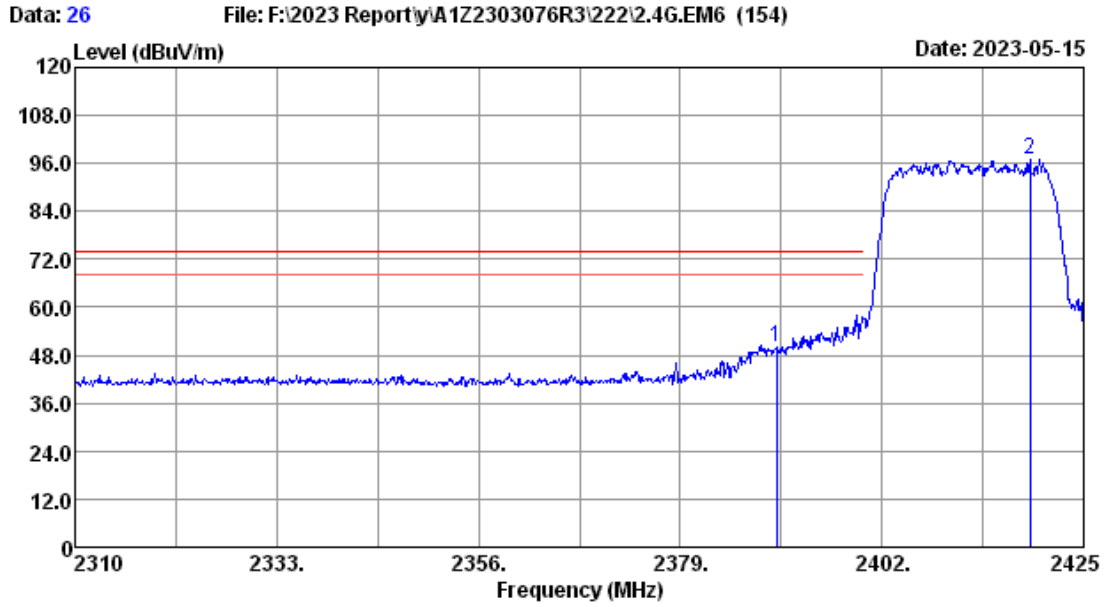
```

Site no.       : 3m Chamber           Data no.    : 25
Dis. / Ant.   : 3m 2022 MCTD1209-3006 Ant. pol.  : HORIZONTAL
Limit         : FCC PART 15C PEAK
Env. / Ins.   : 23.2*C/52.5%        Engineer   : nier
Test Mode     : 11ax HE20 2.4G 2412 MHz TX
:
:

```

No.	Freq. (MHz)	Ant. Factor (dB/m)	Cable Loss (dB)	Amp factor (dB)	Reading (dBuV)	Emission Level (dBuV/m)	Limits (dBuV/m)	Margin (dB)	Remark
1	2390.00	27.70	2.29	34.36	57.04	52.67	74.00	21.33	Peak
2	2415.69	27.73	2.30	34.36	104.15	99.82	-----	-----	Peak

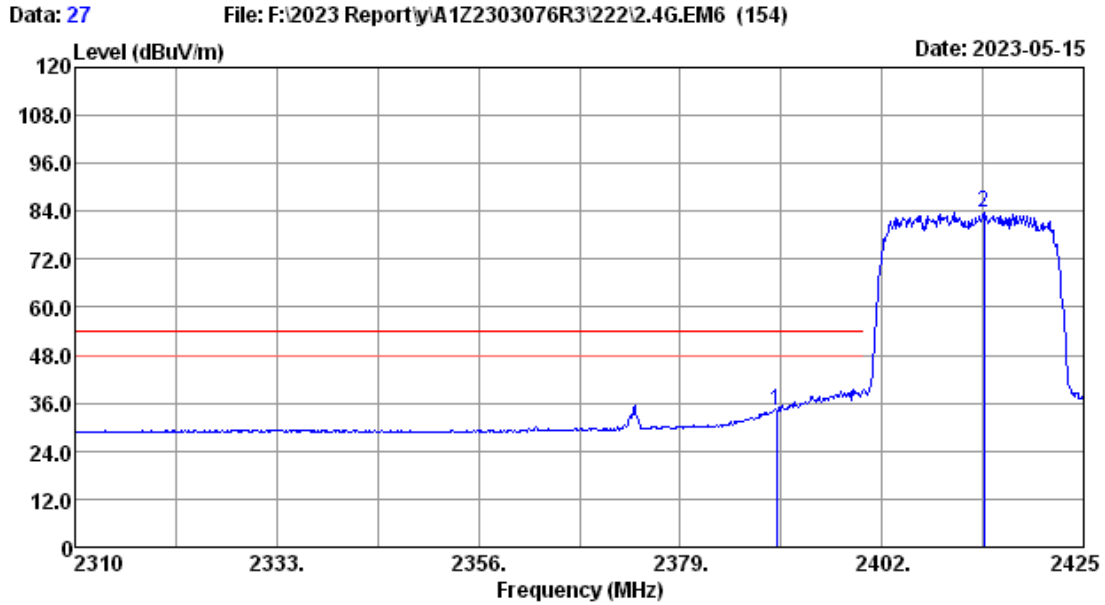
Remarks: 1. Emission Level= Antenna Factor + Cable Loss + Reading - Amp factor.
 2. The emission levels that are 20dB below the official limit are not reported.



Site no. : 3m Chamber Data no. : 26
 Dis. / Ant. : 3m 2022 MCTD1209-3006 Ant. pol. : VERTICAL
 Limit : FCC PART 15C PEAK
 Env. / Ins. : 23.2*C/52.5% Engineer : nier
 Test Mode : 11ax HE20 2.4G 2412 MHz TX
 :
 :

No.	Freq. (MHz)	Ant. Factor (dB/m)	Cable Loss (dB)	Amp factor (dB)	Reading (dBuV)	Emission Level (dBuV/m)	Limits (dBuV/m)	Margin (dB)	Remark
1	2390.00	27.70	2.29	34.36	54.38	50.01	74.00	23.99	Peak
2	2418.91	27.73	2.30	34.36	101.34	97.01	-----	-----	Peak

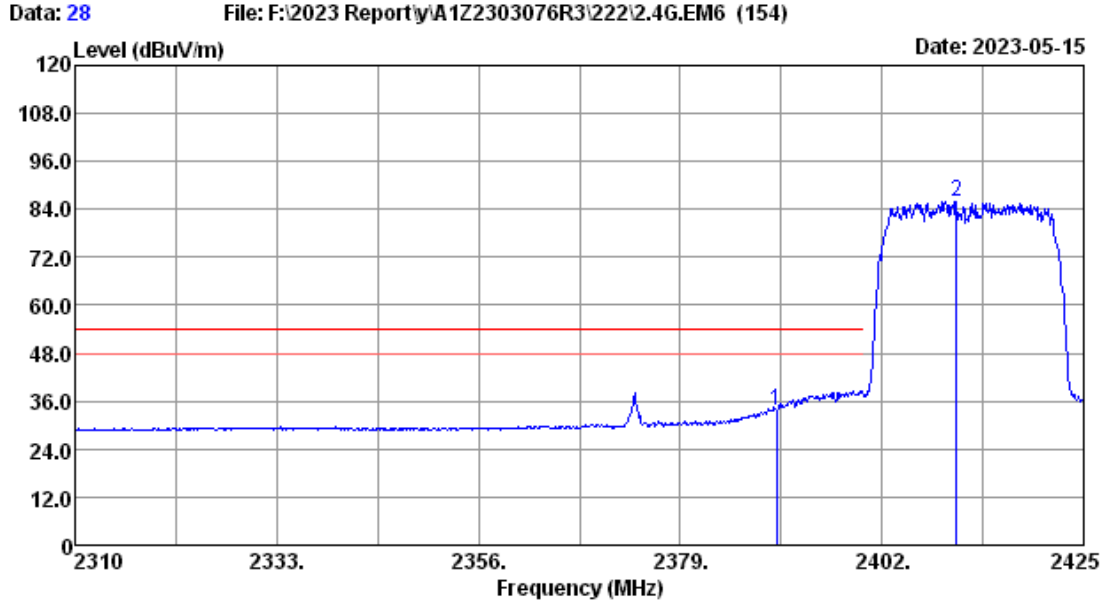
Remarks: 1. Emission Level= Antenna Factor + Cable Loss + Reading - Amp factor.
 2. The emission levels that are 20dB below the official limit are not reported.



Site no. : 3m Chamber Data no. : 27
 Dis. / Ant. : 3m 2022 MCTD1209-3006 Ant. pol. : VERTICAL
 Limit : FCC PART 15C AV
 Env. / Ins. : 23.2°C/52.5% Engineer : nier
 Test Mode : 11ax HE20 2.4G 2412 MHz TX
 :
 :

No.	Freq. (MHz)	Ant. Factor (dB/m)	Cable Loss (dB)	Amp factor (dB)	Reading (dBuV)	Emission Level (dBuV/m)	Limits (dBuV/m)	Margin (dB)	Remark
1	2390.00	27.70	2.29	34.36	38.44	34.07	54.00	19.93	Average
2	2413.62	27.73	2.30	34.36	88.24	83.91	-----	-----	Average

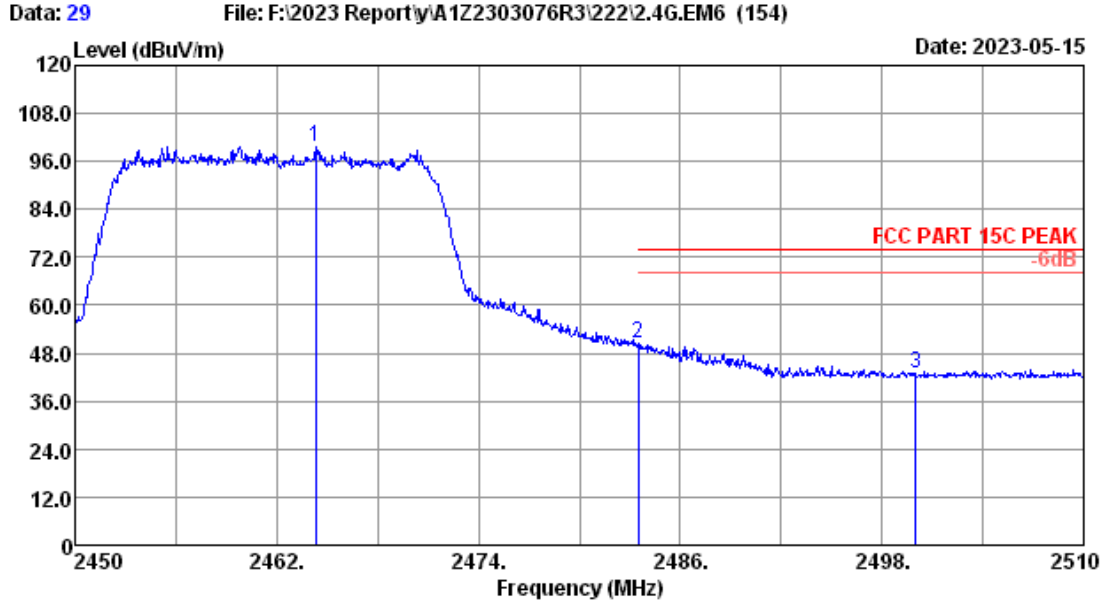
Remarks: 1. Emission Level= Antenna Factor + Cable Loss + Reading - Amp factor.
 2. The emission levels that are 20dB below the official limit are not reported.



Site no. : 3m Chamber Data no. : 28
 Dis. / Ant. : 3m 2022 MCTD1209-3006 Ant. pol. : HORIZONTAL
 Limit : FCC PART 15C AV
 Env. / Ins. : 23.2°C/52.5% Engineer : nier
 Test Mode : 11ax HE20 2.4G 2412 MHz TX
 :
 :

No.	Freq. (MHz)	Ant. Factor (dB/m)	Cable Loss (dB)	Amp factor (dB)	Reading (dBuV)	Emission Level (dBuV/m)	Limits (dBuV/m)	Margin (dB)	Remark
1	2390.00	27.70	2.29	34.36	38.22	33.85	54.00	20.15	Average
2	2410.51	27.73	2.30	34.36	90.42	86.09	-----	-----	Average

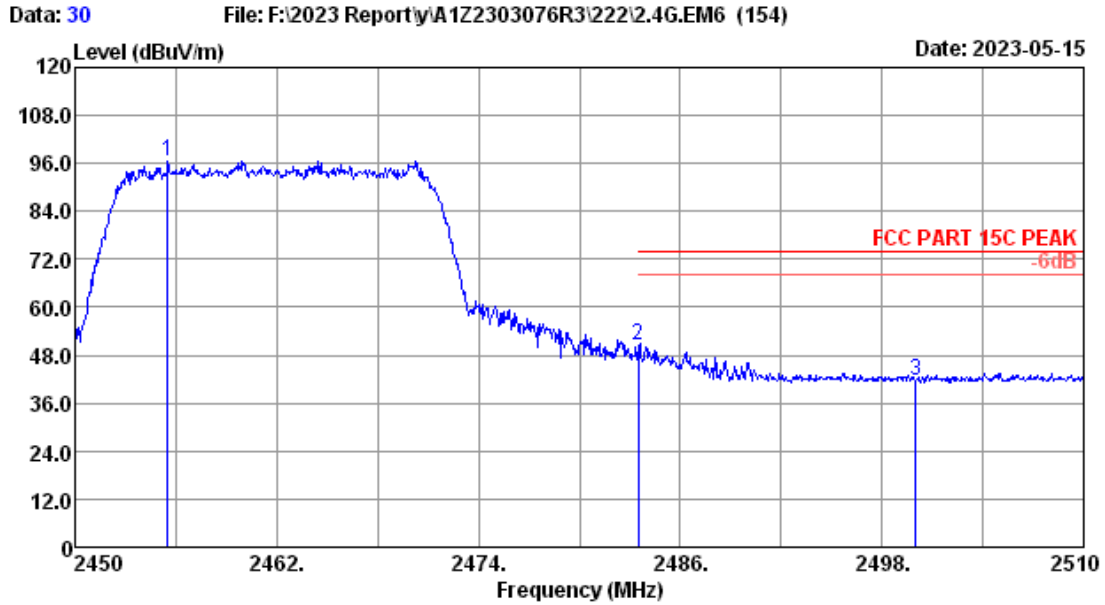
Remarks: 1. Emission Level= Antenna Factor + Cable Loss + Reading - Amp factor.
 2. The emission levels that are 20dB below the official limit are not reported.



Site no. : 3m Chamber Data no. : 29
 Dis. / Ant. : 3m 2022 MCTD1209-3006 Ant. pol. : HORIZONTAL
 Limit : FCC PART 15C PEAK
 Env. / Ins. : 23.2°C/52.5% Engineer : nier
 Test Mode : 11ax HE20 2.4G 2462 MHz TX
 :
 :

No.	Freq. (MHz)	Ant. Factor (dB/m)	Cable Loss (dB)	Amp factor (dB)	Reading (dBuV)	Emission Level (dBuV/m)	Limits (dBuV/m)	Margin (dB)	Remark
1	2464.34	27.80	2.33	34.35	104.04	99.82	-----	-----	Peak
2	2483.50	27.80	2.34	34.35	54.82	50.61	74.00	23.39	Peak
3	2500.00	27.80	2.35	34.35	47.10	42.90	74.00	31.10	Peak

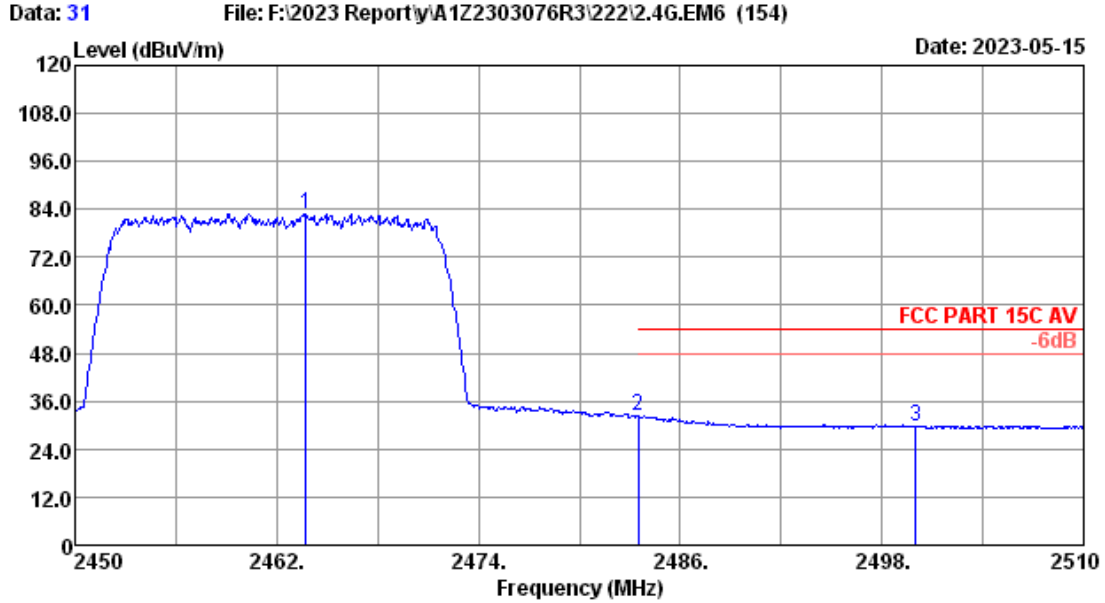
Remarks: 1. Emission Level= Antenna Factor + Cable Loss + Reading -Amp factor.
 2. The emission levels that are 20dB below the official limit are not reported.



Site no. : 3m Chamber Data no. : 30
 Dis. / Ant. : 3m 2022 MCTD1209-3006 Ant. pol. : VERTICAL
 Limit : FCC PART 15C PEAK
 Env. / Ins. : 23.2°C/52.5% Engineer : nier
 Test Mode : 11ax HE20 2.4G 2462 MHz TX
 :
 :

No.	Freq. (MHz)	Ant. Factor (dB/m)	Cable Loss (dB)	Amp factor (dB)	Reading (dBuV)	Emission Level (dBuV/m)	Limits (dBuV/m)	Margin (dB)	Remark
1	2455.52	27.80	2.33	34.35	100.91	96.69	-----	-----	Peak
2	2483.50	27.80	2.34	34.35	54.59	50.38	74.00	23.62	Peak
3	2500.00	27.80	2.35	34.35	45.78	41.58	74.00	32.42	Peak

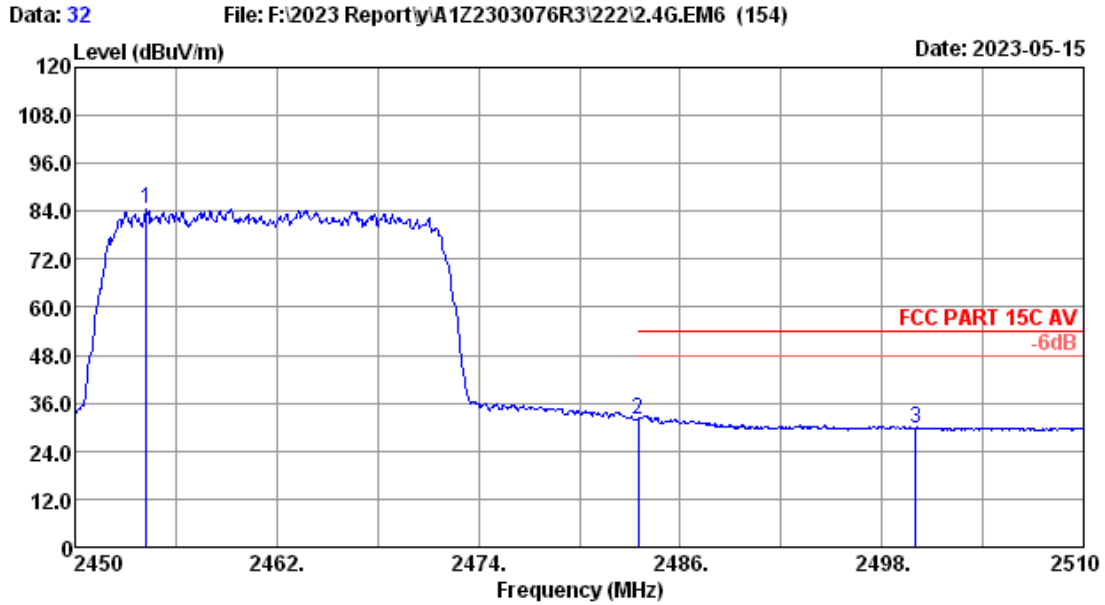
Remarks: 1. Emission Level= Antenna Factor + Cable Loss + Reading -Amp factor.
 2. The emission levels that are 20dB below the official limit are not reported.



Site no. : 3m Chamber Data no. : 31
 Dis. / Ant. : 3m 2022 MCTD1209-3006 Ant. pol. : VERTICAL
 Limit : FCC PART 15C AV
 Env. / Ins. : 23.2°C/52.5% Engineer : nier
 Test Mode : 11ax HE20 2.4G 2462 MHz TX
 :
 :

No.	Freq. (MHz)	Ant. Factor (dB/m)	Cable Loss (dB)	Amp factor (dB)	Reading (dBuV)	Emission Level (dBuV/m)	Limits (dBuV/m)	Margin (dB)	Remark
1	2463.74	27.80	2.33	34.35	87.24	83.02	-----	-----	Average
2	2483.50	27.80	2.34	34.35	36.56	32.35	54.00	21.65	Average
3	2500.00	27.80	2.35	34.35	33.98	29.78	54.00	24.22	Average

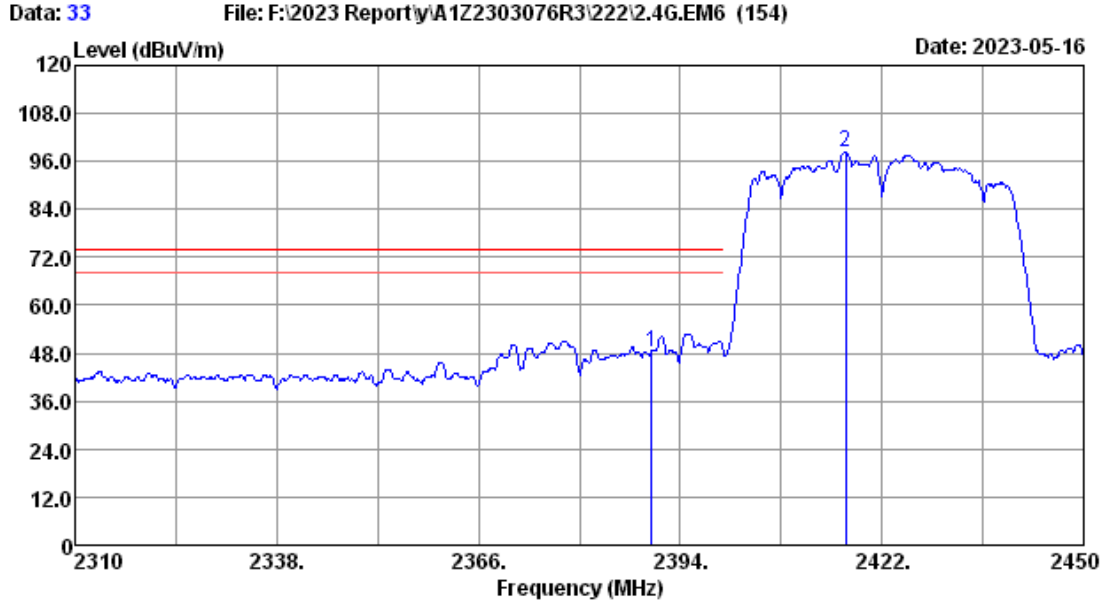
Remarks: 1. Emission Level= Antenna Factor + Cable Loss + Reading -Amp factor.
 2. The emission levels that are 20dB below the official limit are not reported.



Site no. : 3m Chamber Data no. : 32
 Dis. / Ant. : 3m 2022 MCTD1209-3006 Ant. pol. : HORIZONTAL
 Limit : FCC PART 15C AV
 Env. / Ins. : 23.2°C/52.5% Engineer : nier
 Test Mode : 11ax HE20 2.4G 2462 MHz TX
 :
 :

No.	Freq. (MHz)	Ant. Factor (dB/m)	Cable Loss (dB)	Amp factor (dB)	Reading (dBuV)	Emission Level (dBuV/m)	Limits (dBuV/m)	Margin (dB)	Remark
1	2454.26	27.80	2.33	34.35	88.63	84.41	-----	-----	Average
2	2483.50	27.80	2.34	34.35	36.23	32.02	54.00	21.98	Average
3	2500.00	27.80	2.35	34.35	33.87	29.67	54.00	24.33	Average

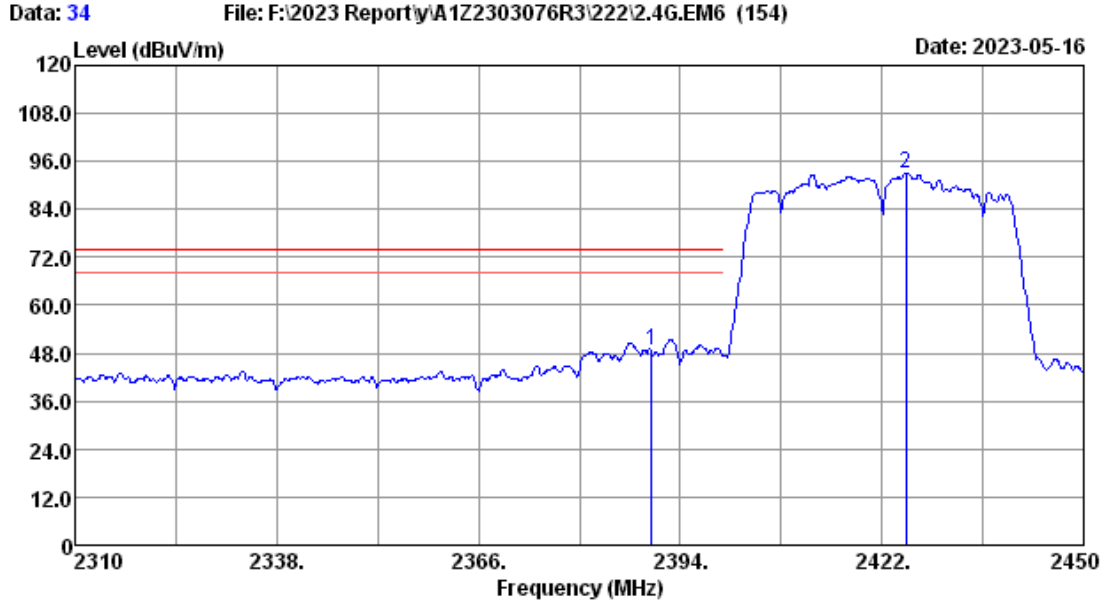
Remarks: 1. Emission Level= Antenna Factor + Cable Loss + Reading -Amp factor.
 2. The emission levels that are 20dB below the official limit are not reported.



Site no. : 3m Chamber Data no. : 33
 Dis. / Ant. : 3m 2022 MCTD1209-3006 Ant. pol. : VERTICAL
 Limit : FCC PART 15C PEAK
 Env. / Ins. : 23.2*C/52.5% Engineer : nier
 Test Mode : 11n HE40 2.4G 2422 MHz TX
 :
 :

No.	Freq. (MHz)	Ant. Factor (dB/m)	Cable Loss (dB)	Amp factor (dB)	Reading (dBuV)	Emission Level (dBuV/m)	Limits (dBuV/m)	Margin (dB)	Remark
1	2390.00	27.70	2.29	34.36	52.70	48.33	74.00	25.67	Peak
2	2416.96	27.73	2.30	34.36	102.64	98.31	-----	-----	Peak

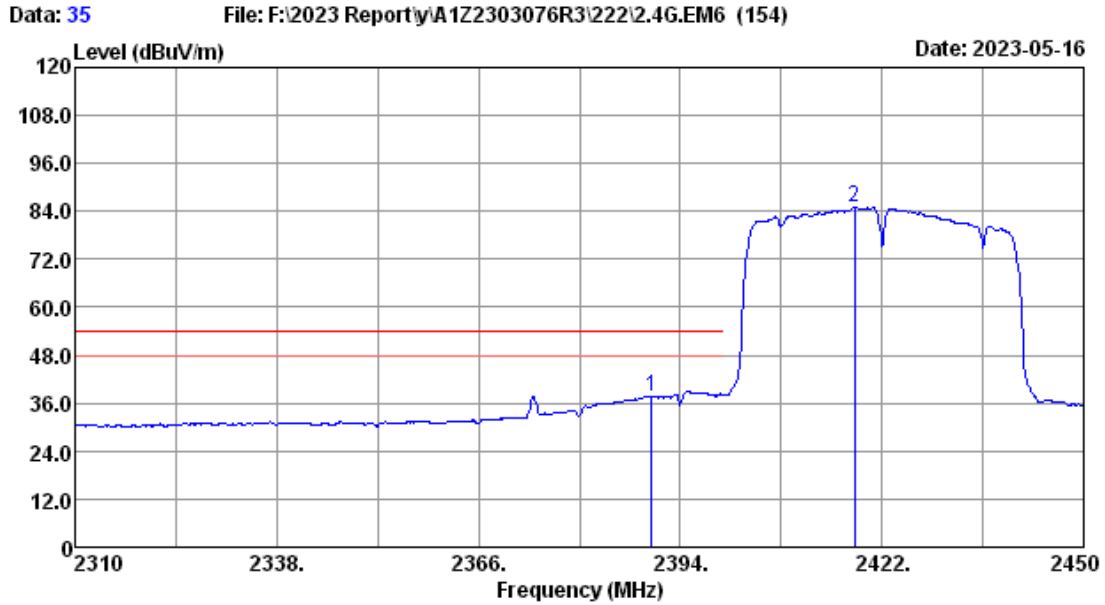
Remarks: 1. Emission Level= Antenna Factor + Cable Loss + Reading - Amp factor.
 2. The emission levels that are 20dB below the official limit are not reported.



Site no. : 3m Chamber Data no. : 34
 Dis. / Ant. : 3m 2022 MCTD1209-3006 Ant. pol. : HORIZONTAL
 Limit : FCC PART 15C PEAK
 Env. / Ins. : 23.2°C/52.5% Engineer : nier
 Test Mode : 11n HE40 2.4G 2422 MHz TX
 :
 :

No.	Freq. (MHz)	Ant. Factor (dB/m)	Cable Loss (dB)	Amp factor (dB)	Reading (dBuV)	Emission Level (dBuV/m)	Limits (dBuV/m)	Margin (dB)	Remark
1	2390.00	27.70	2.29	34.36	53.21	48.84	74.00	25.16	Peak
2	2425.36	27.77	2.31	34.36	97.25	92.97	-----	-----	Peak

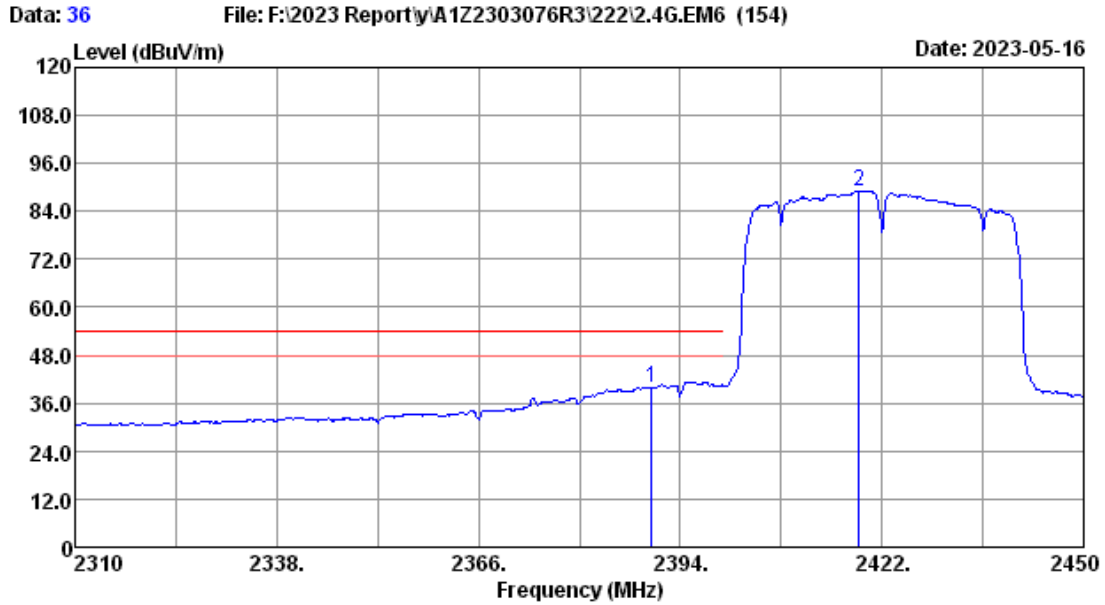
Remarks: 1. Emission Level= Antenna Factor + Cable Loss + Reading - Amp factor.
 2. The emission levels that are 20dB below the official limit are not reported.



Site no. : 3m Chamber Data no. : 35
 Dis. / Ant. : 3m 2022 MCTD1209-3006 Ant. pol. : HORIZONTAL
 Limit : FCC PART 15C AV
 Env. / Ins. : 23.2*C/52.5% Engineer : nier
 Test Mode : 11n HE40 2.4G 2422 MHz TX
 :
 :

No.	Freq. (MHz)	Ant. Factor (dB/m)	Cable Loss (dB)	Amp factor (dB)	Reading (dBuV)	Emission Level (dBuV/m)	Limits (dBuV/m)	Margin (dB)	Remark
1	2390.00	27.70	2.29	34.36	42.19	37.82	54.00	16.18	Average
2	2418.22	27.73	2.30	34.36	89.54	85.21	-----	-----	Average

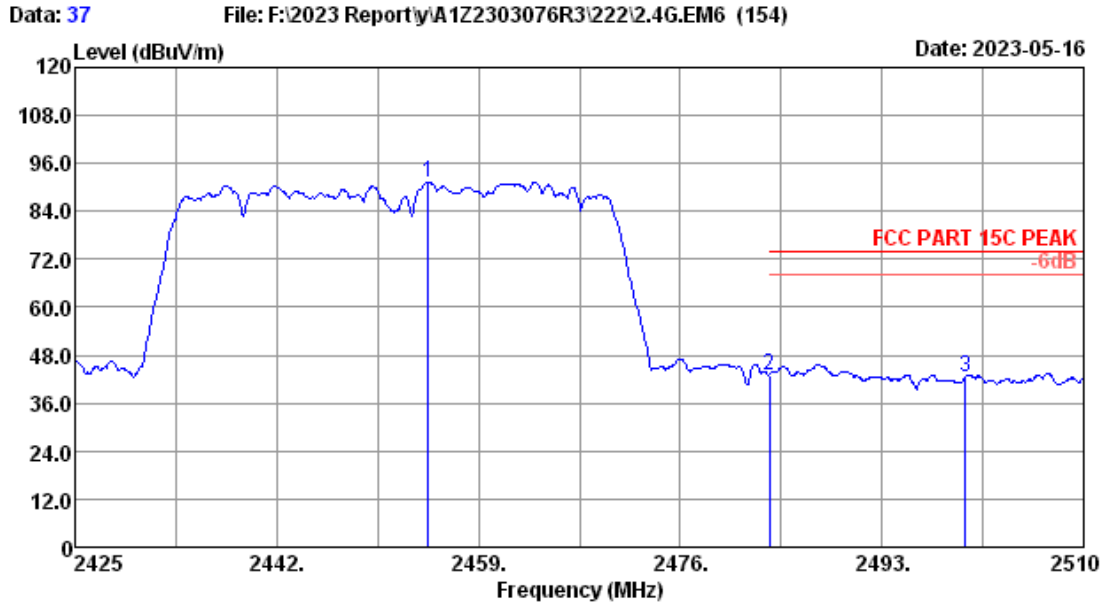
Remarks: 1. Emission Level= Antenna Factor + Cable Loss + Reading - Amp factor.
 2. The emission levels that are 20dB below the official limit are not reported.



Site no. : 3m Chamber Data no. : 36
 Dis. / Ant. : 3m 2022 MCTD1209-3006 Ant. pol. : VERTICAL
 Limit : FCC PART 15C AV
 Env. / Ins. : 23.2*C/52.5% Engineer : nier
 Test Mode : 11n HE40 2.4G 2422 MHz TX
 :
 :

No.	Freq. (MHz)	Ant. Factor (dB/m)	Cable Loss (dB)	Amp factor (dB)	Reading (dBuV)	Emission Level (dBuV/m)	Limits (dBuV/m)	Margin (dB)	Remark
1	2390.00	27.70	2.29	34.36	44.22	39.85	54.00	14.15	Average
2	2418.78	27.73	2.30	34.36	93.40	89.07	-----	-----	Average

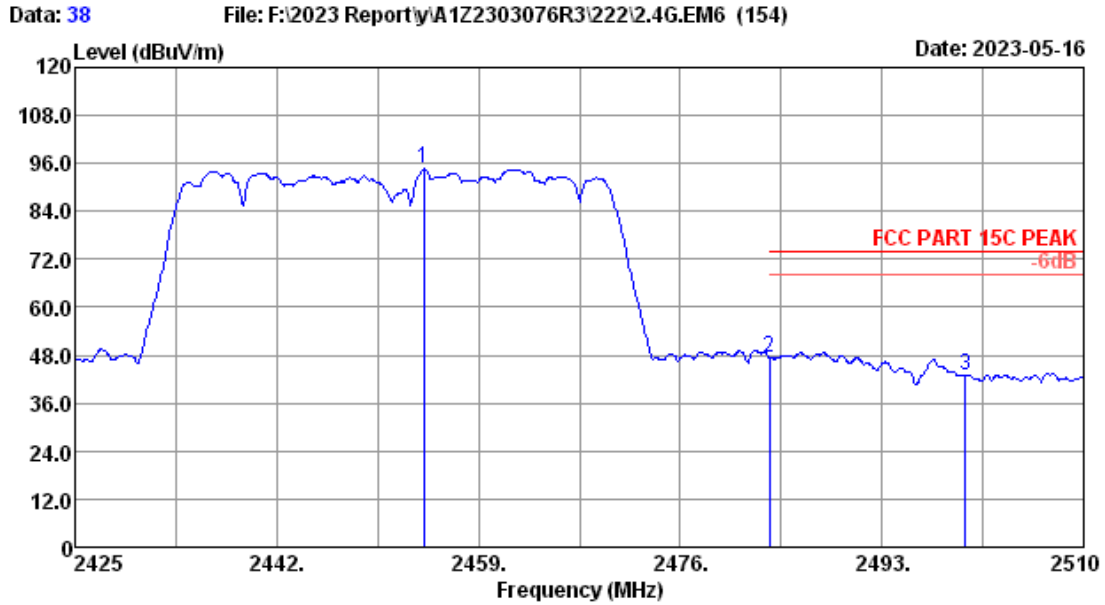
Remarks: 1. Emission Level= Antenna Factor + Cable Loss + Reading - Amp factor.
 2. The emission levels that are 20dB below the official limit are not reported.



Site no. : 3m Chamber Data no. : 37
 Dis. / Ant. : 3m 2022 MCTD1209-3006 Ant. pol. : HORIZONTAL
 Limit : FCC PART 15C PEAK
 Env. / Ins. : 23.2*C/52.5% Engineer : nier
 Test Mode : 11n HE40 2.4G 2452 MHz TX
 :
 :

No.	Freq. (MHz)	Ant. Factor (dB/m)	Cable Loss (dB)	Amp factor (dB)	Reading (dBuV)	Emission Level (dBuV/m)	Limits (dBuV/m)	Margin (dB)	Remark
1	2454.75	27.80	2.33	34.35	95.51	91.29	-----	-----	Peak
2	2483.50	27.80	2.34	34.35	47.32	43.11	74.00	30.89	Peak
3	2500.00	27.80	2.35	34.35	46.69	42.49	74.00	31.51	Peak

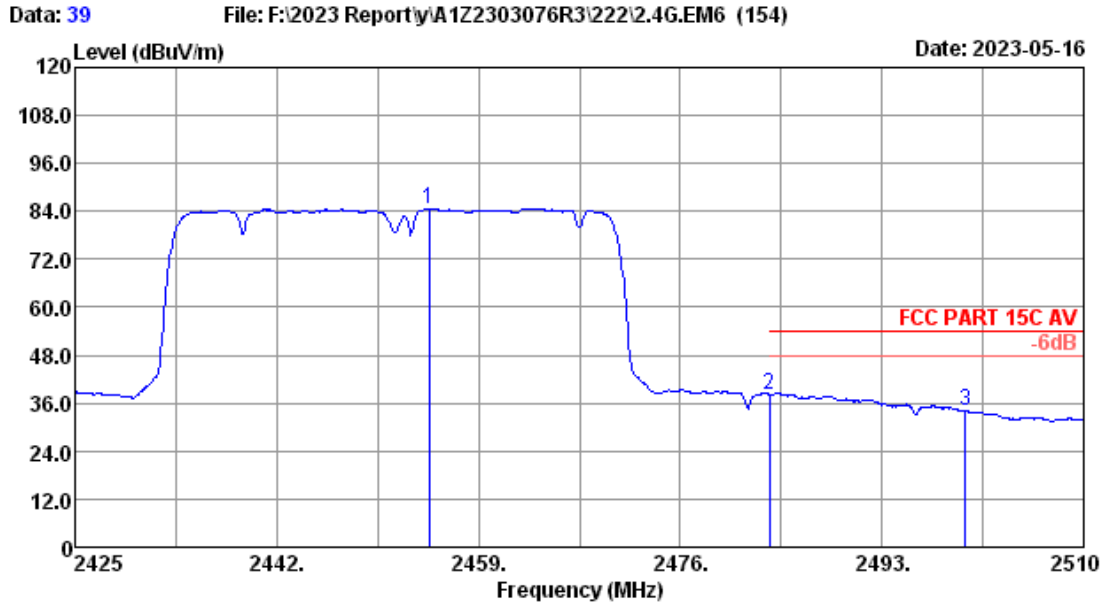
Remarks: 1. Emission Level= Antenna Factor + Cable Loss + Reading -Amp factor.
 2. The emission levels that are 20dB below the official limit are not reported.



Site no. : 3m Chamber Data no. : 38
 Dis. / Ant. : 3m 2022 MCTD1209-3006 Ant. pol. : VERTICAL
 Limit : FCC PART 15C PEAK
 Env. / Ins. : 23.2*C/52.5% Engineer : nier
 Test Mode : 11n HE40 2.4G 2452 MHz TX
 :
 :

No.	Freq. (MHz)	Ant. Factor (dB/m)	Cable Loss (dB)	Amp factor (dB)	Reading (dBuV)	Emission Level (dBuV/m)	Limits (dBuV/m)	Margin (dB)	Remark
1	2454.41	27.80	2.33	34.35	98.77	94.55	-----	-----	Peak
2	2483.50	27.80	2.34	34.35	51.80	47.59	74.00	26.41	Peak
3	2500.00	27.80	2.35	34.35	47.16	42.96	74.00	31.04	Peak

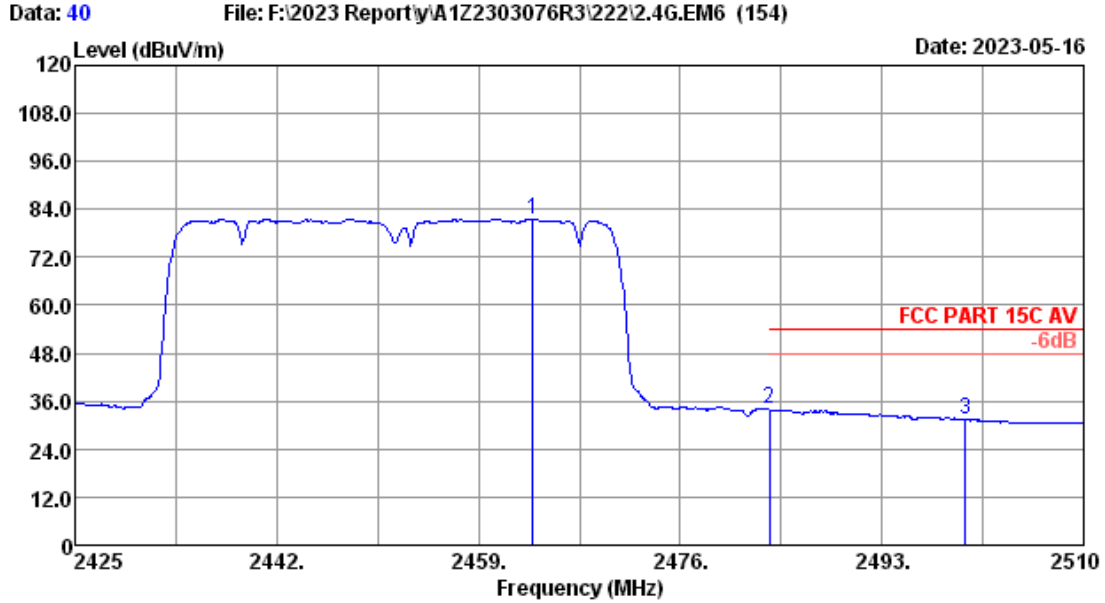
Remarks: 1. Emission Level= Antenna Factor + Cable Loss + Reading -Amp factor.
 2. The emission levels that are 20dB below the official limit are not reported.



Site no. : 3m Chamber Data no. : 39
 Dis. / Ant. : 3m 2022 MCTD1209-3006 Ant. pol. : VERTICAL
 Limit : FCC PART 15C AV
 Env. / Ins. : 23.2*C/52.5% Engineer : nier
 Test Mode : 11n HE40 2.4G 2452 MHz TX
 :
 :

No.	Freq. (MHz)	Ant. Factor (dB/m)	Cable Loss (dB)	Amp factor (dB)	Reading (dBuV)	Emission Level (dBuV/m)	Limits (dBuV/m)	Margin (dB)	Remark
1	2454.84	27.80	2.33	34.35	88.88	84.66	-----	-----	Average
2	2483.50	27.80	2.34	34.35	42.46	38.25	54.00	15.75	Average
3	2500.00	27.80	2.35	34.35	38.27	34.07	54.00	19.93	Average

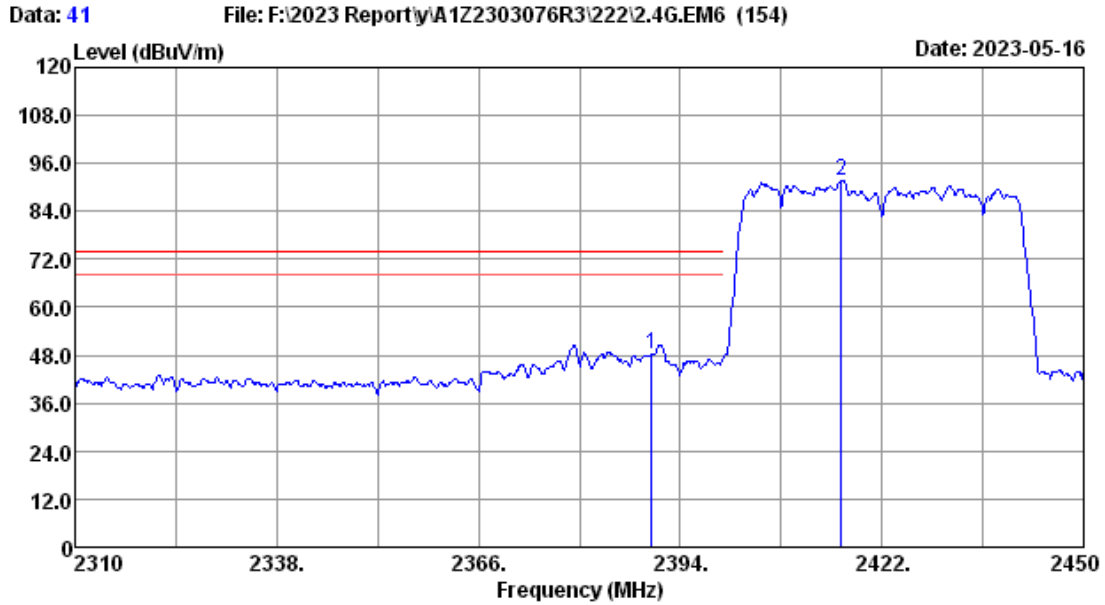
Remarks: 1. Emission Level= Antenna Factor + Cable Loss + Reading -Amp factor.
 2. The emission levels that are 20dB below the official limit are not reported.



Site no. : 3m Chamber Data no. : 40
 Dis. / Ant. : 3m 2022 MCTD1209-3006 Ant. pol. : HORIZONTAL
 Limit : FCC PART 15C AV
 Env. / Ins. : 23.2*C/52.5% Engineer : nier
 Test Mode : 11n HE40 2.4G 2452 MHz TX
 :
 :

No.	Freq. (MHz)	Ant. Factor (dB/m)	Cable Loss (dB)	Amp factor (dB)	Reading (dBuV)	Emission Level (dBuV/m)	Limits (dBuV/m)	Margin (dB)	Remark
1	2463.59	27.80	2.33	34.35	85.80	81.58	-----	-----	Average
2	2483.50	27.80	2.34	34.35	38.22	34.01	54.00	19.99	Average
3	2500.00	27.80	2.35	34.35	35.64	31.44	54.00	22.56	Average

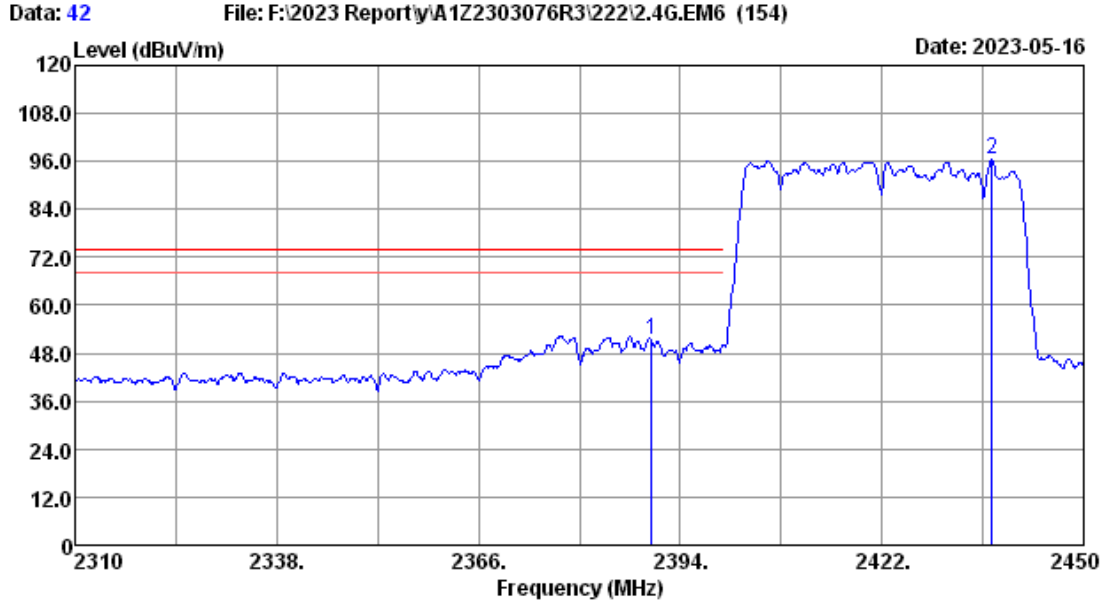
Remarks: 1. Emission Level= Antenna Factor + Cable Loss + Reading -Amp factor.
 2. The emission levels that are 20dB below the official limit are not reported.



Site no. : 3m Chamber Data no. : 41
 Dis. / Ant. : 3m 2022 MCTD1209-3006 Ant. pol. : HORIZONTAL
 Limit : FCC PART 15C PEAK
 Env. / Ins. : 23.2*C/52.5% Engineer : nier
 Test Mode : 11ax HE40 2.4G 2422 MHz TX
 :
 :

No.	Freq. (MHz)	Ant. Factor (dB/m)	Cable Loss (dB)	Amp factor (dB)	Reading (dBuV)	Emission Level (dBuV/m)	Limits (dBuV/m)	Margin (dB)	Remark
1	2390.00	27.70	2.29	34.36	52.54	48.17	74.00	25.83	Peak
2	2416.40	27.73	2.30	34.36	96.13	91.80	-----	-----	Peak

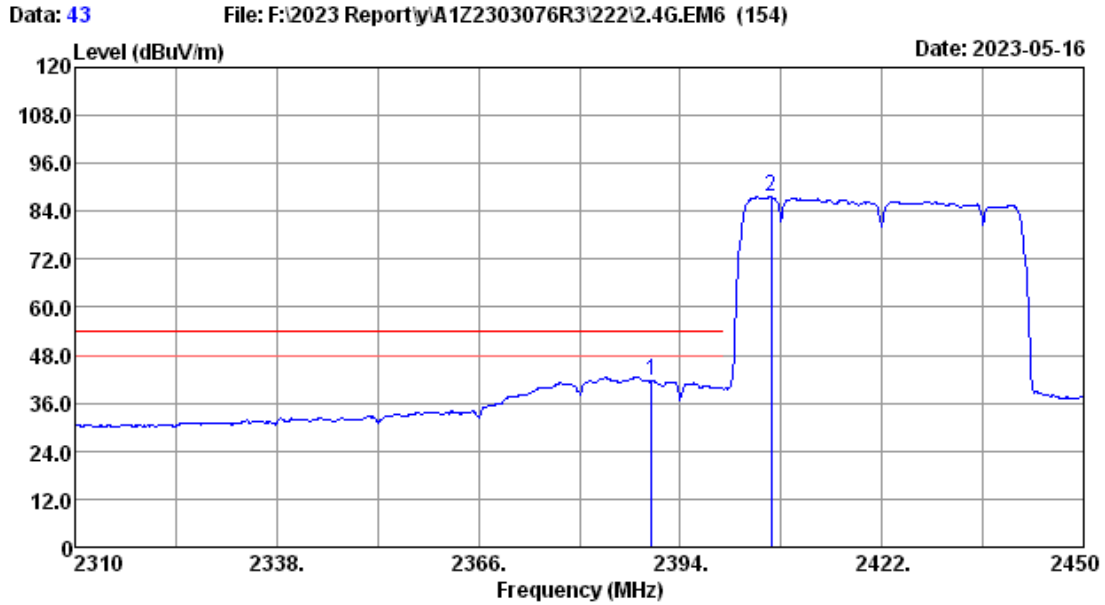
Remarks: 1. Emission Level= Antenna Factor + Cable Loss + Reading - Amp factor.
 2. The emission levels that are 20dB below the official limit are not reported.



Site no. : 3m Chamber Data no. : 42
 Dis. / Ant. : 3m 2022 MCTD1209-3006 Ant. pol. : VERTICAL
 Limit : FCC PART 15C PEAK
 Env. / Ins. : 23.2*C/52.5% Engineer : nier
 Test Mode : 11ax HE40 2.4G 2422 MHz TX
 :
 :

No.	Freq. (MHz)	Ant. Factor (dB/m)	Cable Loss (dB)	Amp factor (dB)	Reading (dBuV)	Emission Level (dBuV/m)	Limits (dBuV/m)	Margin (dB)	Remark
1	2390.00	27.70	2.29	34.36	55.90	51.53	74.00	22.47	Peak
2	2437.26	27.80	2.32	34.36	100.79	96.55	-----	-----	Peak

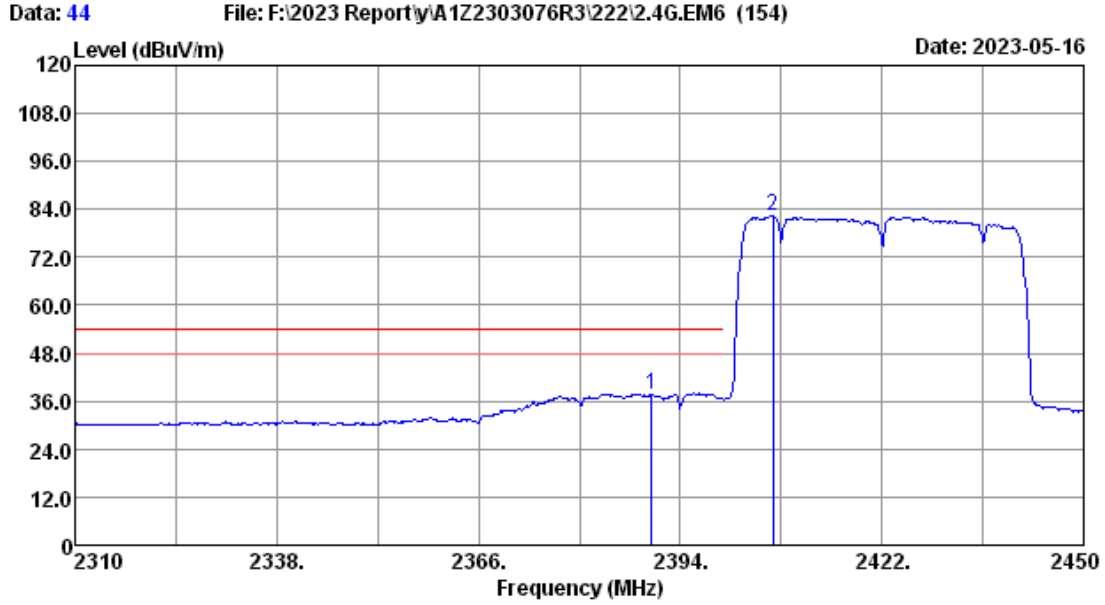
Remarks: 1. Emission Level= Antenna Factor + Cable Loss + Reading - Amp factor.
 2. The emission levels that are 20dB below the official limit are not reported.



Site no. : 3m Chamber Data no. : 43
 Dis. / Ant. : 3m 2022 MCTD1209-3006 Ant. pol. : VERTICAL
 Limit : FCC PART 15C AV
 Env. / Ins. : 23.2*C/52.5% Engineer : nier
 Test Mode : 11ax HE40 2.4G 2422 MHz TX
 :
 :

No.	Freq. (MHz)	Ant. Factor (dB/m)	Cable Loss (dB)	Amp factor (dB)	Reading (dBuV)	Emission Level (dBuV/m)	Limits (dBuV/m)	Margin (dB)	Remark
1	2390.00	27.70	2.29	34.36	45.88	41.51	54.00	12.49	Average
2	2406.60	27.73	2.30	34.36	91.95	87.62	-----	-----	Average

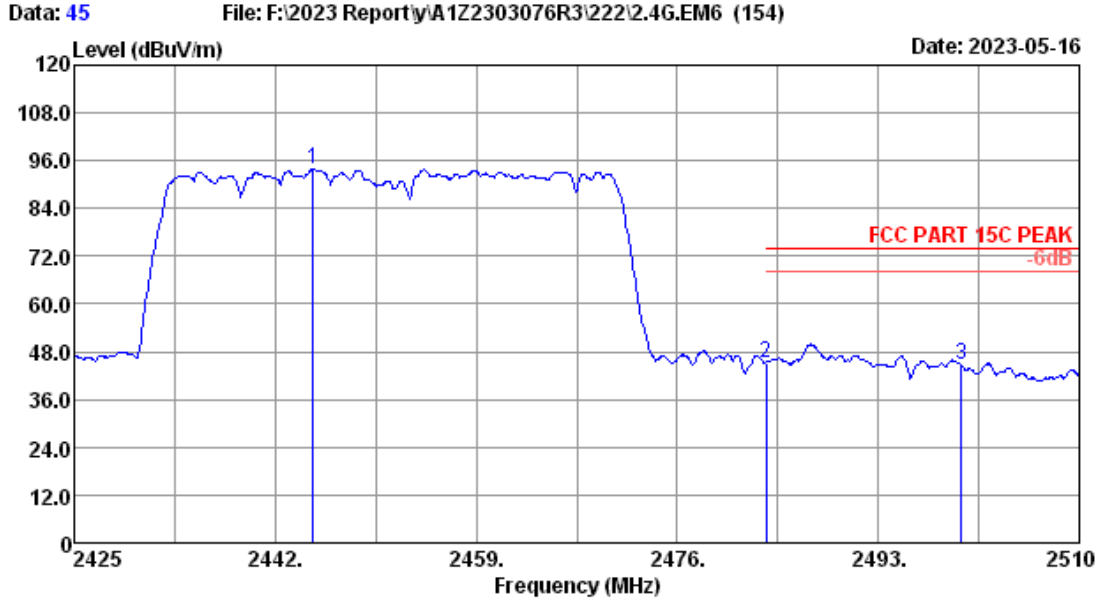
Remarks: 1. Emission Level= Antenna Factor + Cable Loss + Reading - Amp factor.
 2. The emission levels that are 20dB below the official limit are not reported.



Site no. : 3m Chamber Data no. : 44
 Dis. / Ant. : 3m 2022 MCTD1209-3006 Ant. pol. : HORIZONTAL
 Limit : FCC PART 15C AV
 Env. / Ins. : 23.2*C/52.5% Engineer : nier
 Test Mode : 11ax HE40 2.4G 2422 MHz TX
 :
 :

No.	Freq. (MHz)	Ant. Factor (dB/m)	Cable Loss (dB)	Amp factor (dB)	Reading (dBuV)	Emission Level (dBuV/m)	Limits (dBuV/m)	Margin (dB)	Remark
1	2390.00	27.70	2.29	34.36	41.97	37.60	54.00	16.40	Average
2	2406.88	27.73	2.30	34.36	86.67	82.34	-----	-----	Average

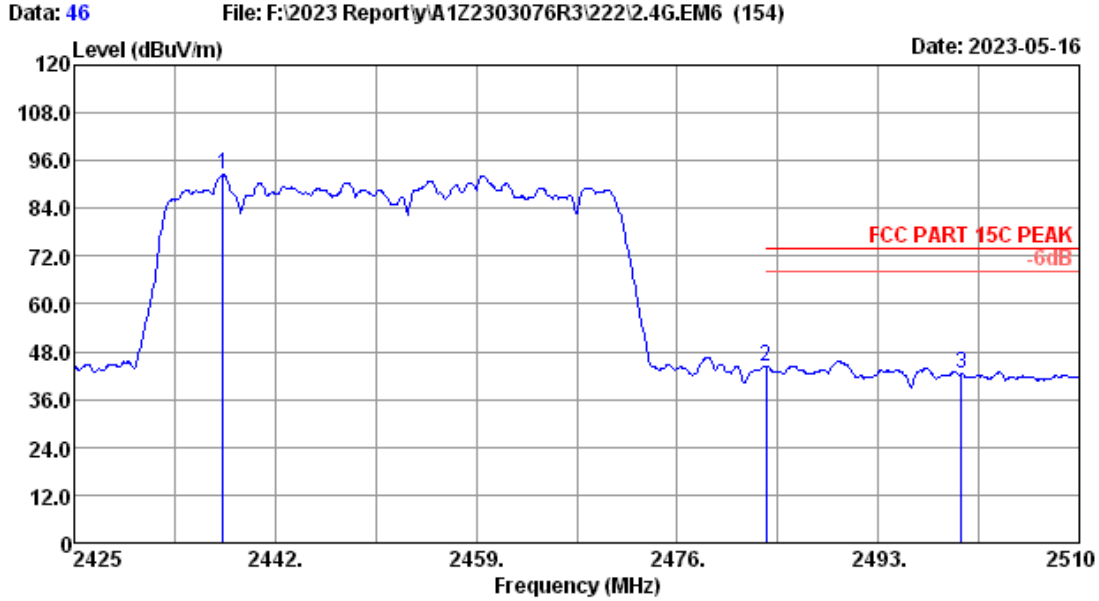
Remarks: 1. Emission Level= Antenna Factor + Cable Loss + Reading - Amp factor.
 2. The emission levels that are 20dB below the official limit are not reported.



Site no. : 3m Chamber Data no. : 45
 Dis. / Ant. : 3m 2022 MCTD1209-3006 Ant. pol. : VERTICAL
 Limit : FCC PART 15C PEAK
 Env. / Ins. : 23.2*C/52.5% Engineer : nier
 Test Mode : 11ax HE40 2.4G 2452 MHz TX
 :
 :

No.	Freq. (MHz)	Ant. Factor (dB/m)	Cable Loss (dB)	Amp factor (dB)	Reading (dBUV)	Emission Level (dBUV/m)	Limits (dBUV/m)	Margin (dB)	Remark
1	2445.23	27.80	2.32	34.35	98.05	93.82	-----	-----	Peak
2	2483.50	27.80	2.34	34.35	49.54	45.33	74.00	28.67	Peak
3	2500.00	27.80	2.35	34.35	49.09	44.89	74.00	29.11	Peak

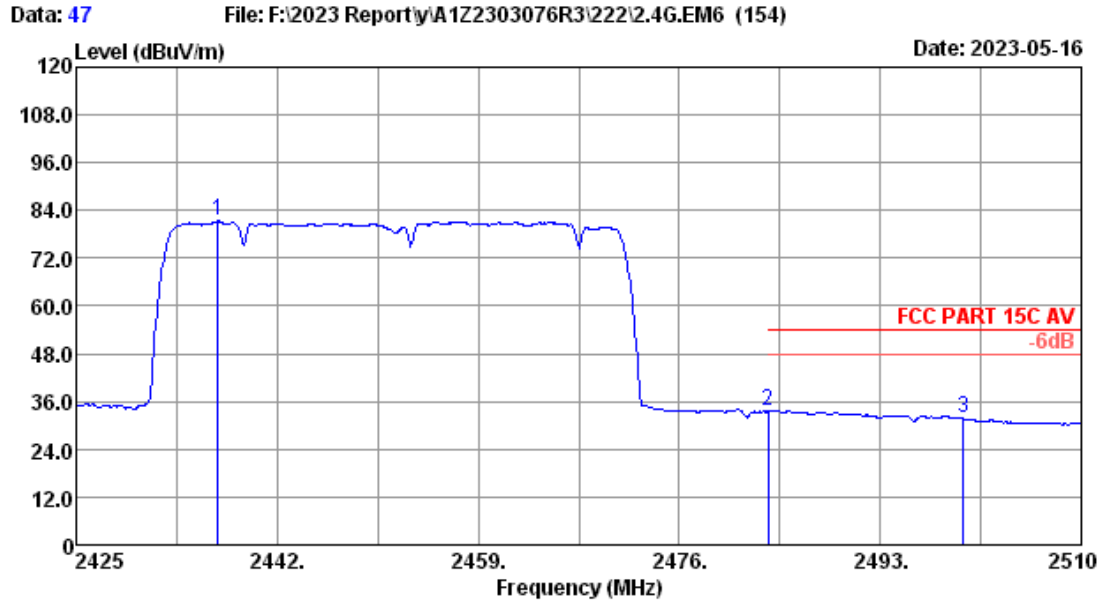
Remarks: 1. Emission Level= Antenna Factor + Cable Loss + Reading -Amp factor.
 2. The emission levels that are 20dB below the official limit are not reported.



Site no. : 3m Chamber Data no. : 46
 Dis. / Ant. : 3m 2022 MCTD1209-3006 Ant. pol. : HORIZONTAL
 Limit : FCC PART 15C PEAK
 Env. / Ins. : 23.2*C/52.5% Engineer : nier
 Test Mode : 11ax HE40 2.4G 2452 MHz TX
 :
 :

No.	Freq. (MHz)	Ant. Factor (dB/m)	Cable Loss (dB)	Amp factor (dB)	Reading (dBUV)	Emission Level (dBUV/m)	Limits (dBUV/m)	Margin (dB)	Remark
1	2437.58	27.80	2.32	34.36	96.63	92.39	-----	-----	Peak
2	2483.50	27.80	2.34	34.35	48.66	44.45	74.00	29.55	Peak
3	2500.00	27.80	2.35	34.35	46.60	42.40	74.00	31.60	Peak

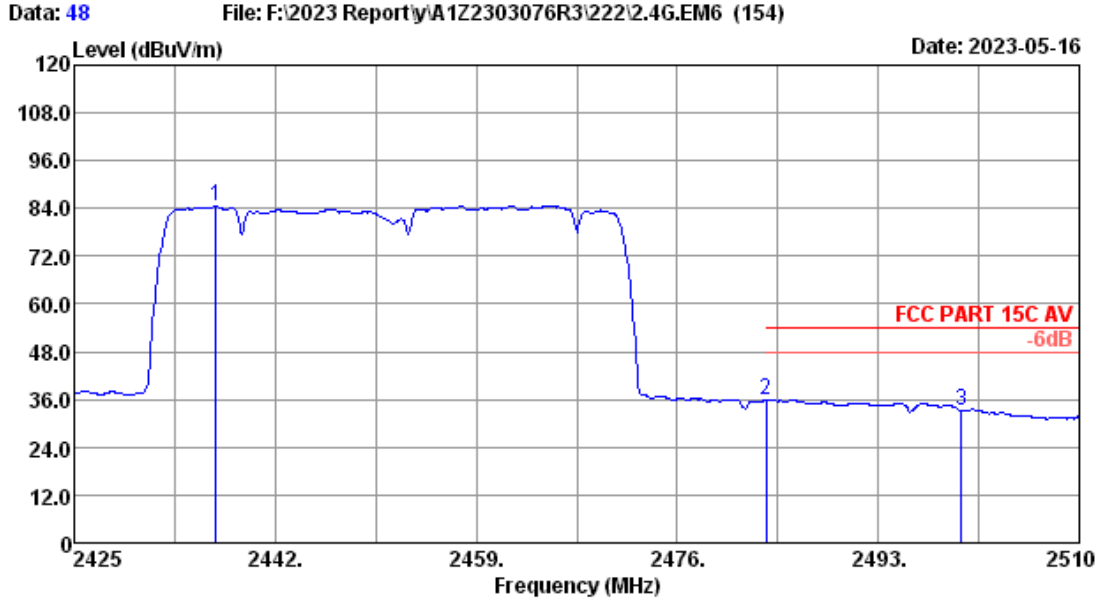
Remarks: 1. Emission Level= Antenna Factor + Cable Loss + Reading -Amp factor.
 2. The emission levels that are 20dB below the official limit are not reported.



Site no. : 3m Chamber Data no. : 47
 Dis. / Ant. : 3m 2022 MCTD1209-3006 Ant. pol. : HORIZONTAL
 Limit : FCC PART 15C AV
 Env. / Ins. : 23.2*C/52.5% Engineer : nier
 Test Mode : 11ax HE40 2.4G 2452 MHz TX
 :
 :

No.	Freq. (MHz)	Ant. Factor (dB/m)	Cable Loss (dB)	Amp factor (dB)	Reading (dBuV)	Emission Level (dBuV/m)	Limits (dBuV/m)	Margin (dB)	Remark
1	2436.99	27.80	2.32	34.36	85.52	81.28	-----	-----	Average
2	2483.50	27.80	2.34	34.35	37.66	33.45	54.00	20.55	Average
3	2500.00	27.80	2.35	34.35	35.89	31.69	54.00	22.31	Average

Remarks: 1. Emission Level= Antenna Factor + Cable Loss + Reading -Amp factor.
 2. The emission levels that are 20dB below the official limit are not reported.



Site no. : 3m Chamber Data no. : 48
 Dis. / Ant. : 3m 2022 MCTD1209-3006 Ant. pol. : VERTICAL
 Limit : FCC PART 15C AV
 Env. / Ins. : 23.2*C/52.5% Engineer : nier
 Test Mode : 11ax HE40 2.4G 2452 MHz TX
 :
 :

No.	Freq. (MHz)	Ant. Factor (dB/m)	Cable Loss (dB)	Amp factor (dB)	Reading (dBuV)	Emission Level (dBuV/m)	Limits (dBuV/m)	Margin (dB)	Remark
1	2436.99	27.80	2.32	34.36	88.88	84.64	-----	-----	Average
2	2483.50	27.80	2.34	34.35	40.20	35.99	54.00	18.01	Average
3	2500.00	27.80	2.35	34.35	37.38	33.18	54.00	20.82	Average

Remarks: 1. Emission Level= Antenna Factor + Cable Loss + Reading - Amp factor.
 2. The emission levels that are 20dB below the official limit are not reported.

7. 6dB & 99% Bandwidth Test

7.1. Test Equipments

Item	Equipment	Manufacturer	Model No.	Serial No.	Last Cal.	Cal. Interval
1.	PXA Signal Analyzer	Agilent	N9030A	MY51380221	Apr.02,23	1 Year
2.	RF Cable	eastsheep	141-SMA-JJ-1000	NO.1	Jul.01,22	1 Year

7.2. Limit

For direct sequence systems, the minimum 6dB bandwidth shall be at least 500kHz

7.3. Test Procedure

Use the test method described in ANSI C63.10 Section 11.8:

The automatic bandwidth measurement capability of an instrument may be employed using the X dB bandwidth mode with X set to 6 dB, if the functionality described in 11.8.1 (i.e., RBW = 100 kHz, VBW $\geq 3 \times$ RBW, and peak detector with maximum hold) is implemented by the instrumentation function. When using this capability, care shall be taken so that the bandwidth measurement is not influenced by any intermediate power nulls in the fundamental emission that might be ≥ 6 dB.

Use the test method described in ANSI C63.10 Section 6.9.2:

The occupied bandwidth is the frequency bandwidth such that, below its lower and above its upper frequency limits, the mean powers are each equal to 0.5% of the total mean power of the given emission. The following procedure shall be used for measuring 99% power bandwidth:

- The instrument center frequency is set to the nominal EUT channel center frequency. The frequency span for the spectrum analyzer shall be between 1.5 times and 5.0 times the OBW.
- The nominal IF filter bandwidth (3 dB RBW) shall be in the range of 1% to 5% of the OBW, and VBW shall be approximately three times the RBW, unless otherwise specified by the applicable requirement.
- Set the reference level of the instrument as required, keeping the signal from exceeding the maximum input mixer level for linear operation. In general, the peak of the spectral envelope shall be more than $[10 \log (OBW/RBW)]$ below the reference level. Specific guidance is given in 4.1.5.2.
- Step a) through step c) might require iteration to adjust within the specified range.
- Video averaging is not permitted. Where practical, a sample detection and single sweep mode shall be used. Otherwise, peak detection and max hold mode (until the trace stabilizes) shall be used.
- Use the 99% power bandwidth function of the instrument (if available) and report the measured bandwidth.
- If the instrument does not have a 99% power bandwidth function, then the trace data points are recovered and directly summed in linear power terms. The recovered amplitude data points, beginning at the lowest frequency, are placed in a running sum until 0.5% of the total is reached; that frequency is recorded as the lower frequency. The process is repeated until 99.5% of the total is reached; that frequency is recorded as the upper frequency. The 99% power bandwidth is the difference between these two frequencies.
- The occupied bandwidth shall be reported by providing plot(s) of the measuring instrument display; the plot axes and the scale units per division shall be clearly labeled. Tabular data may be reported in addition to the plot(s).

7.4. Test Results

EUT: Mini PC		
M/N: A Series		
Test date: 2023-04-12~06-27	Pressure: 102.1±1.0 kpa	Humidity: 53.2±3.0%
Tested by: Nier	Test site: RF site	Temperature: 22.3±0.6 °C

Test Mode	CH	-6dB Bandwidth(MHz)		Limit (MHz)
		ANT0	ANT1	
11b (MIMO)	CH1	10.18	10.19	N/A
	CH6	11.12	10.22	
	CH11	10.16	10.29	
11g (MIMO)	CH1	16.34	15.04	N/A
	CH6	16.32	16.34	
	CH11	16.30	16.34	
11n HT20 (MIMO)	CH1	17.54	17.53	N/A
	CH6	16.99	17.54	
	CH11	17.16	17.54	
11n HT40 (MIMO)	CH3	33.90	32.55	N/A
	CH6	36.10	36.41	
	CH9	36.07	36.07	
11ax HE20 (MIMO)	CH1	18.18	18.69	N/A
	CH6	18.34	18.66	
	CH11	18.63	18.74	
11ax HE40 (MIMO)	CH3	38.02	37.78	N/A
	CH6	37.99	37.79	
	CH9	37.93	37.76	

Conclusion: Pass

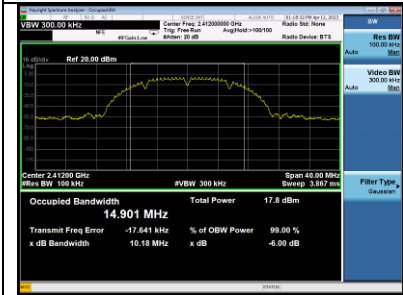
ANT0

Low Channel

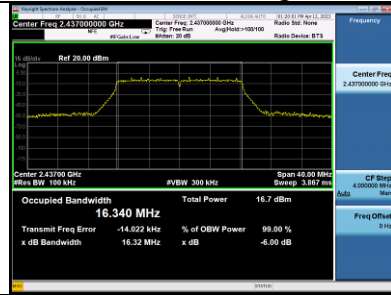
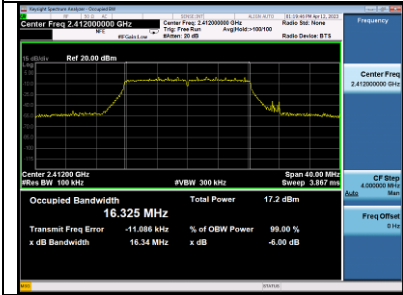
Middle Channel

High Channel

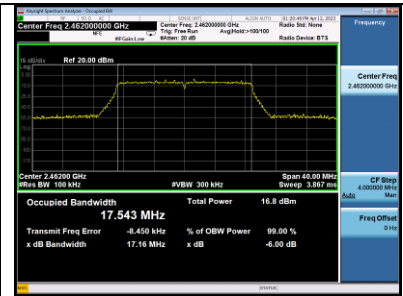
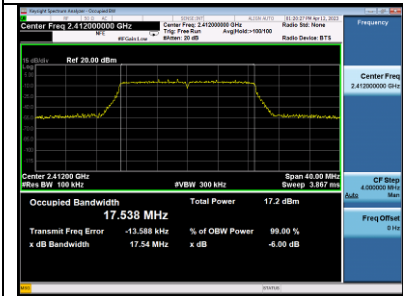
IEEE 802.11b

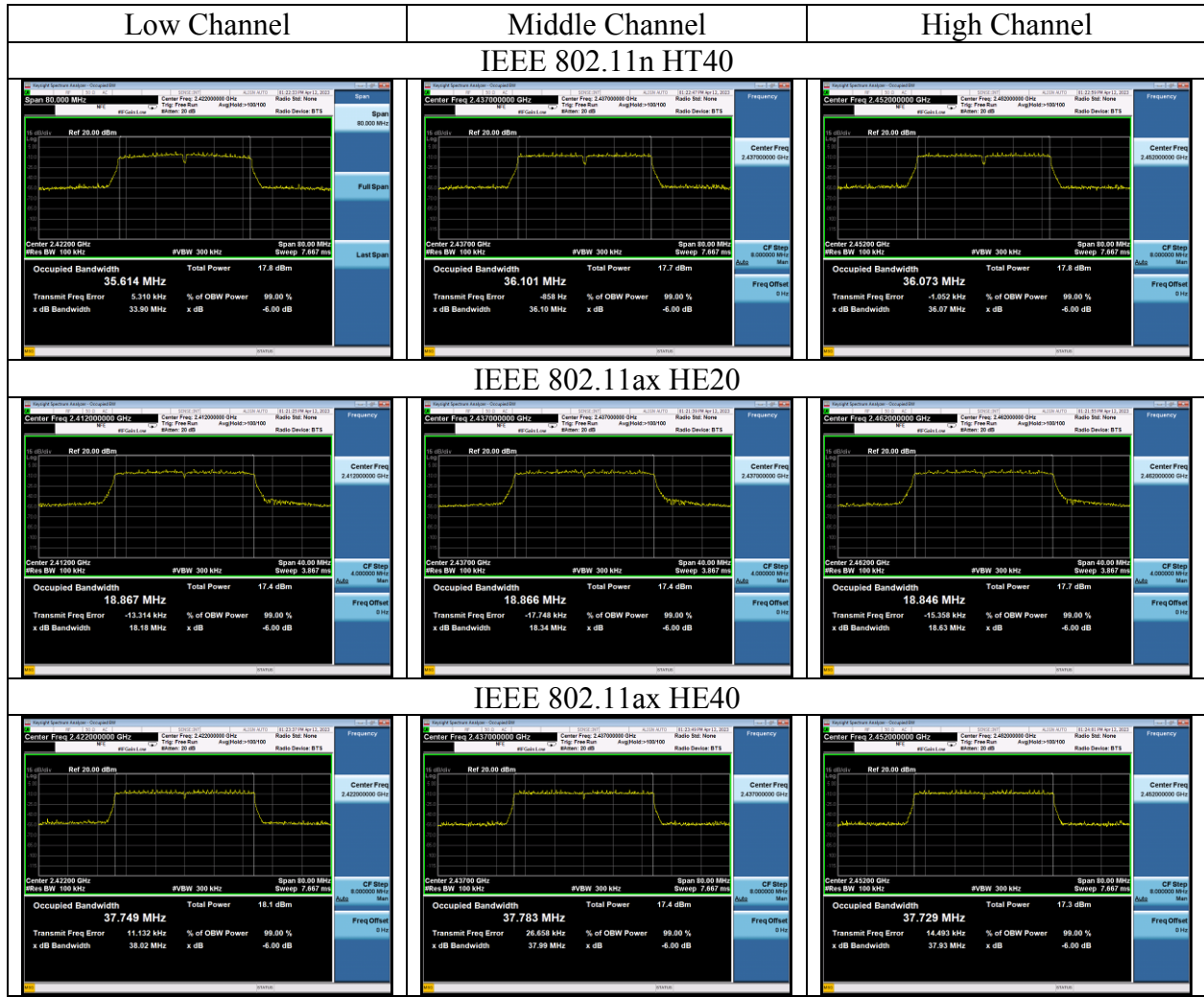


IEEE 802.11g

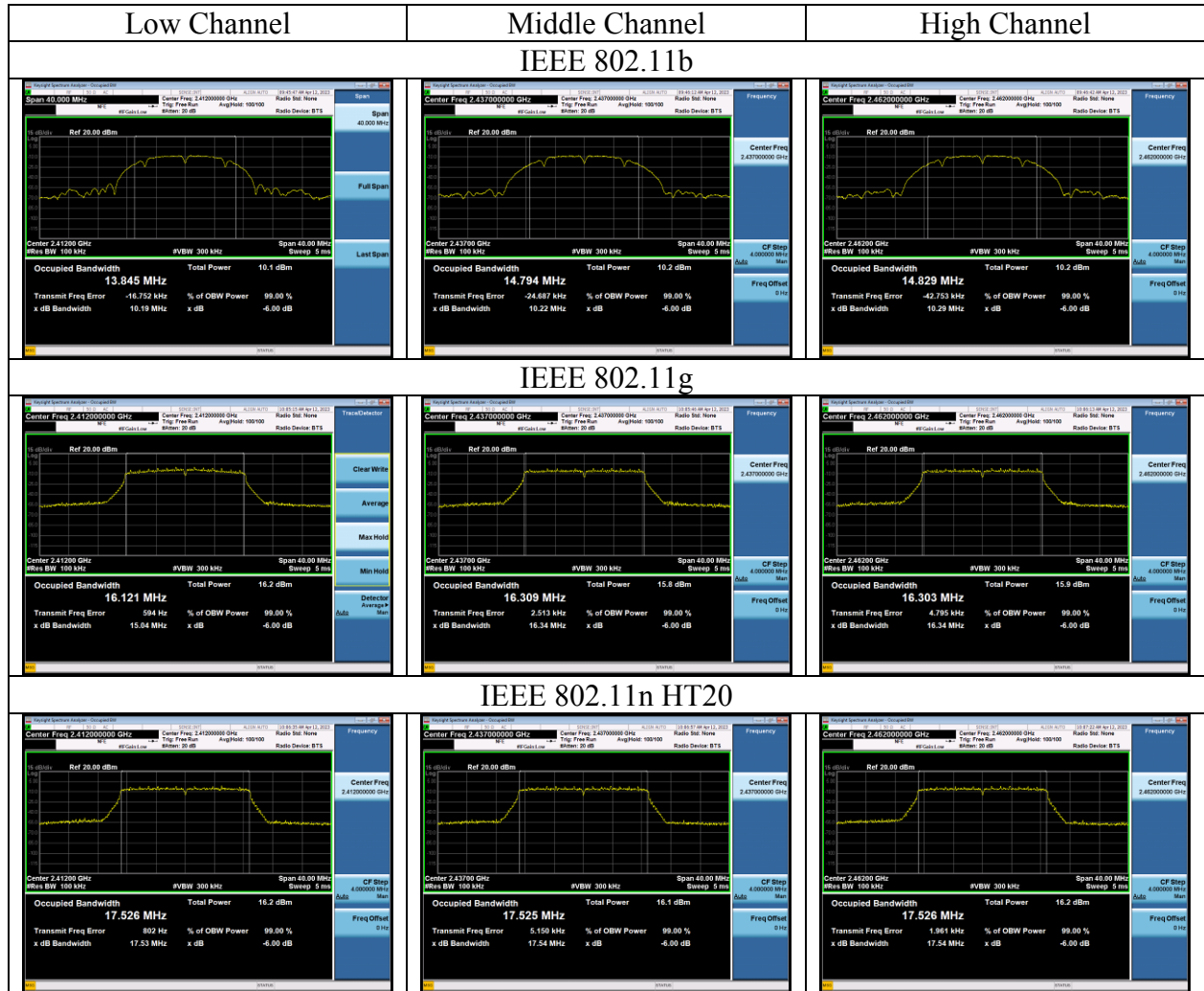


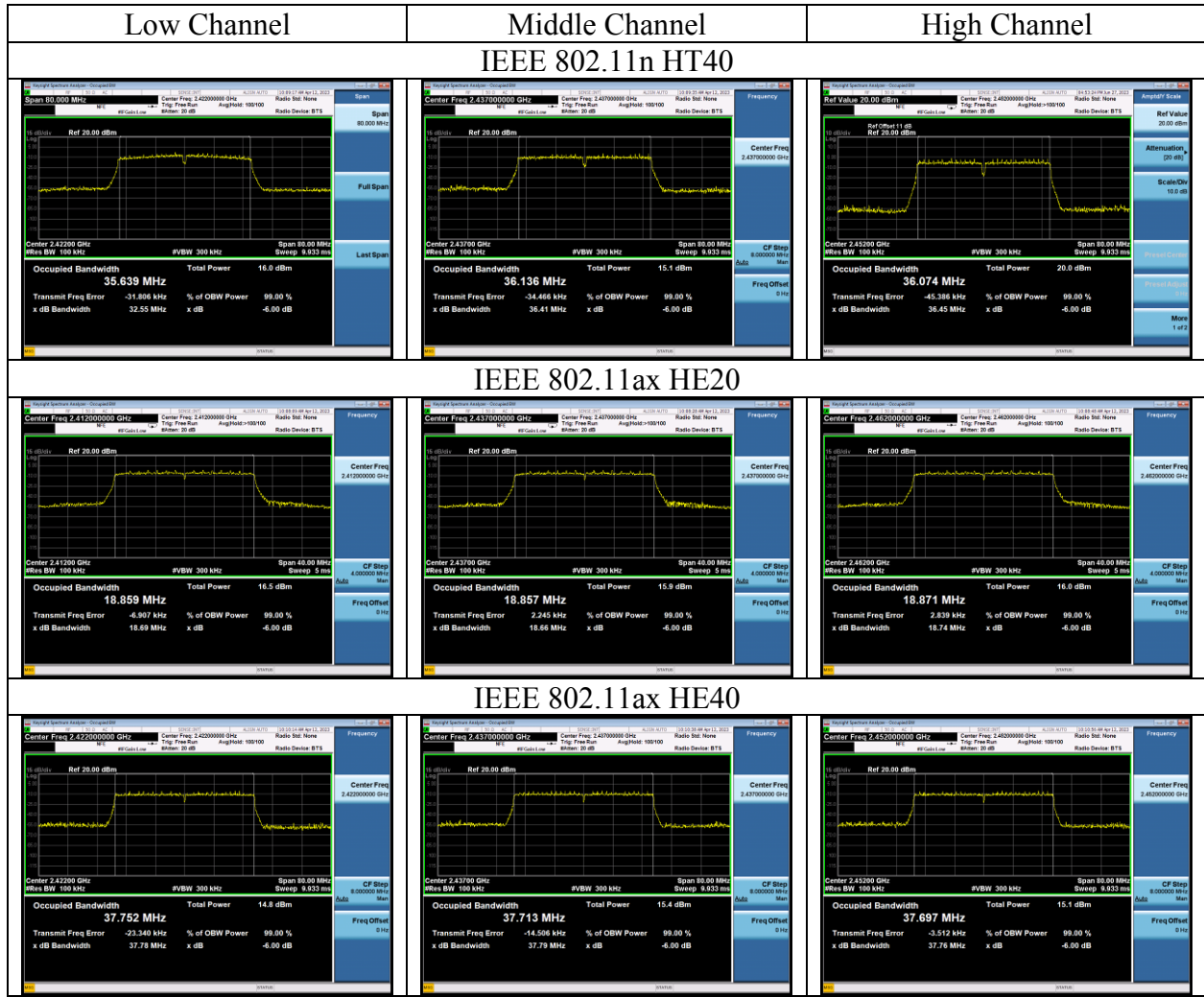
IEEE 802.11n HT20





ANT1





EUT: Mini PC		
M/N: A Series		
Test date: 2023-04-12	Pressure: 102.1±1.0 kpa	Humidity: 53.2±3.0%
Tested by: Nier	Test site: RF site	Temperature: 22.3±0.6 °C

Test Mode	CH	99%Bandwidth(MHz)		Limit (MHz)
		ANT0	ANT1	
11b (MIMO)	CH1	14.905	14.920	N/A
	CH6	14.889	14.923	
	CH11	14.887	14.911	
11g (MIMO)	CH1	16.095	16.327	N/A
	CH6	16.357	16.327	
	CH11	16.340	16.331	
11n HT20 (MIMO)	CH1	17.534	17.515	N/A
	CH6	17.521	17.515	
	CH11	17.515	17.519	
11n HT40 (MIMO)	CH3	35.583	35.606	N/A
	CH6	36.040	36.069	
	CH9	36.036	36.052	
11ax HE20 (MIMO)	CH1	18.895	18.894	N/A
	CH6	18.893	18.915	
	CH11	18.097	18.896	
11ax HE40 (MIMO)	CH3	37.775	37.781	N/A
	CH6	37.747	37.786	
	CH9	37.764	37.740	

Conclusion: Pass

ANT0

