



Appendix A

RF Test Data for BT LE (Conducted Measurement)

Product Name: Mechanical keyboard

Test Model: AK992

Environmental Conditions

Temperature:	23.8° C
Relative Humidity:	52.1%
ATM Pressure:	100.0 kPa
Test Engineer:	Joker Hu
	<i>Joker.Hu</i>
Supervised by:	Ling Zhu
	<i>Ling.Zhu</i>





A.1 -6dB Bandwidth

Condition	Mode	Frequency (MHz)	Antenna	-6 dB Bandwidth (MHz)	Limit -6 dB Bandwidth (MHz)	Verdict
NVNT	BLE 1M	2402	Ant1	0.658	≥ 0.5	Pass
NVNT	BLE 1M	2440	Ant1	0.654	≥ 0.5	Pass
NVNT	BLE 1M	2480	Ant1	0.651	≥ 0.5	Pass

Shenzhen LCS Compliance Testing Laboratory Ltd.

Add: 101, 201 Bldg A & 301 Bldg C, Juji Industrial Park Yabianxueziwei, Shajing Street, Baoan District, Shenzhen, 518000, China

Tel: +(86) 0755-82591330 | E-mail: webmaster@lcs-cert.com | Web: www.lcs-cert.com

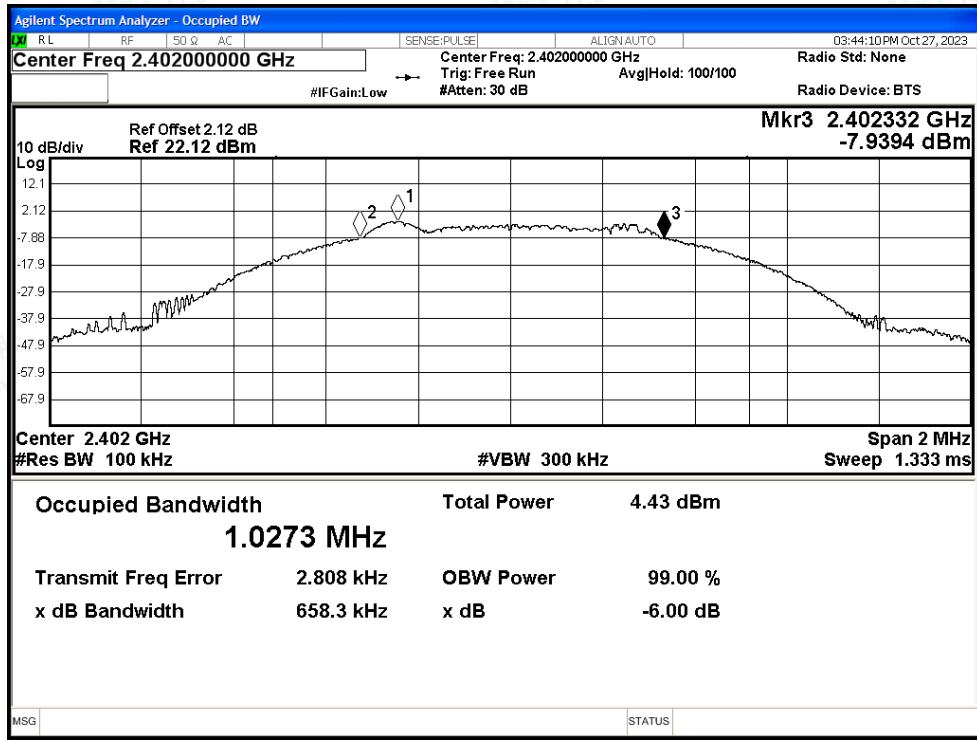
Scan code to check authenticity



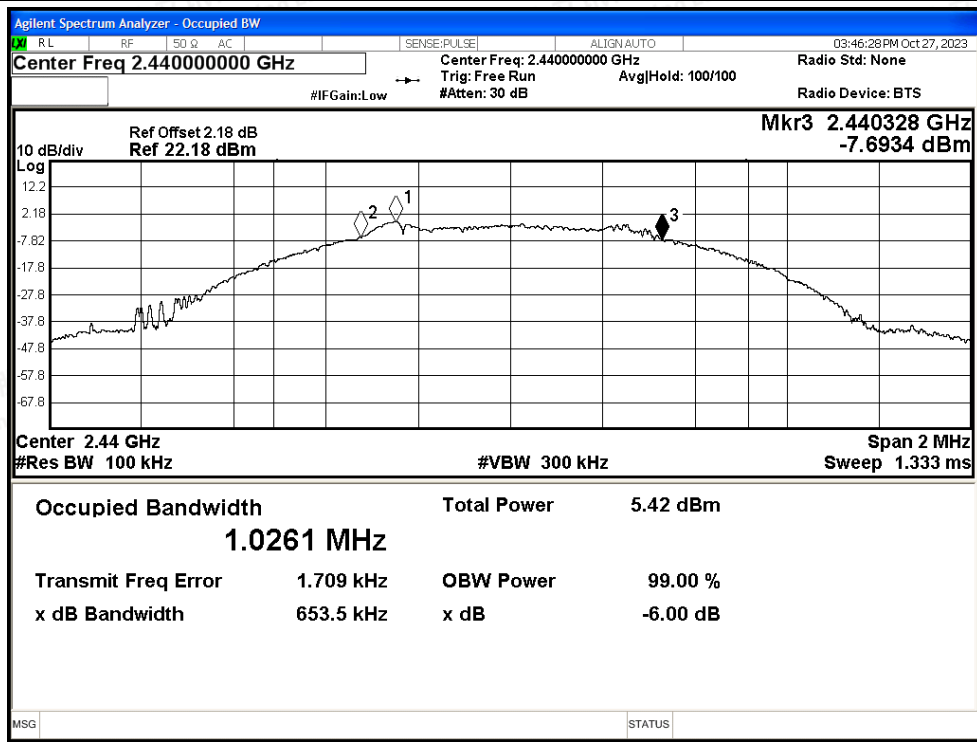


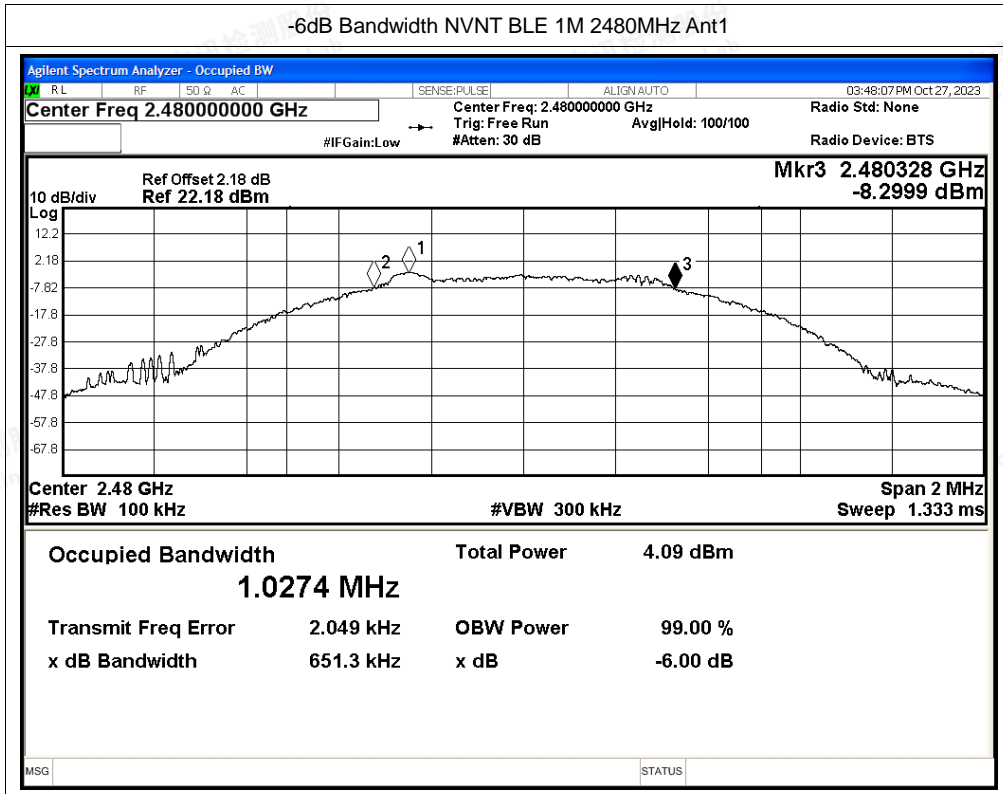
Test Graphs

-6dB Bandwidth NVNT BLE 1M 2402MHz Ant1



-6dB Bandwidth NVNT BLE 1M 2440MHz Ant1







A.2 Maximum Conducted Output Power

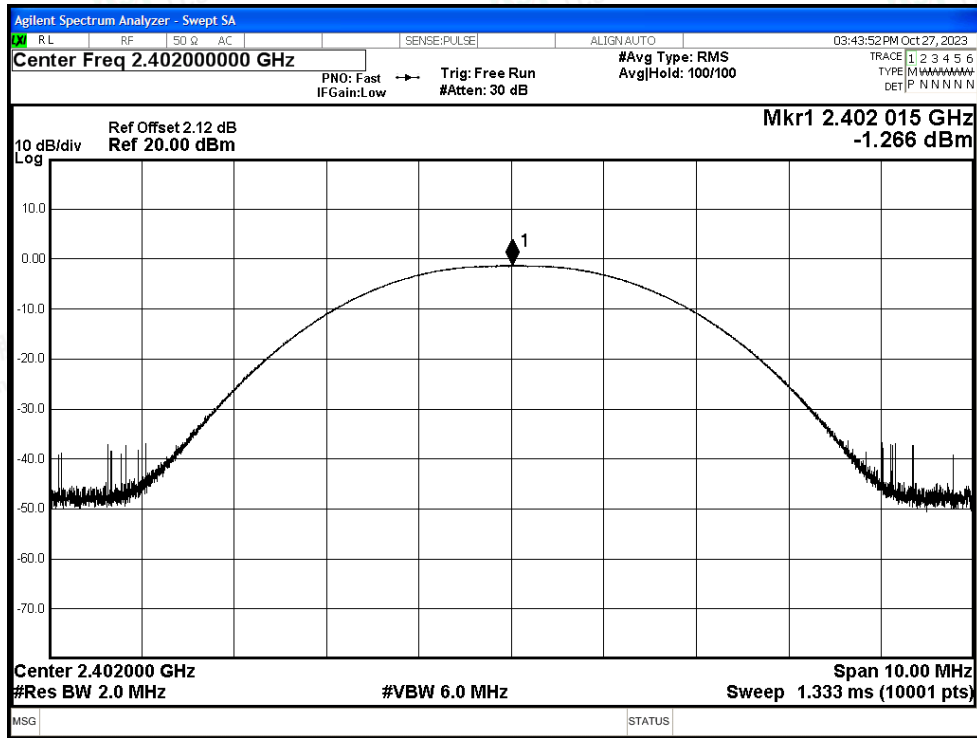
Condition	Mode	Frequency (MHz)	Antenna	Total Power (dBm)	Limit (dBm)	Verdict
NVNT	BLE 1M	2402	Ant1	-1.27	30	Pass
NVNT	BLE 1M	2440	Ant1	-0.36	30	Pass
NVNT	BLE 1M	2480	Ant1	-1.65	30	Pass



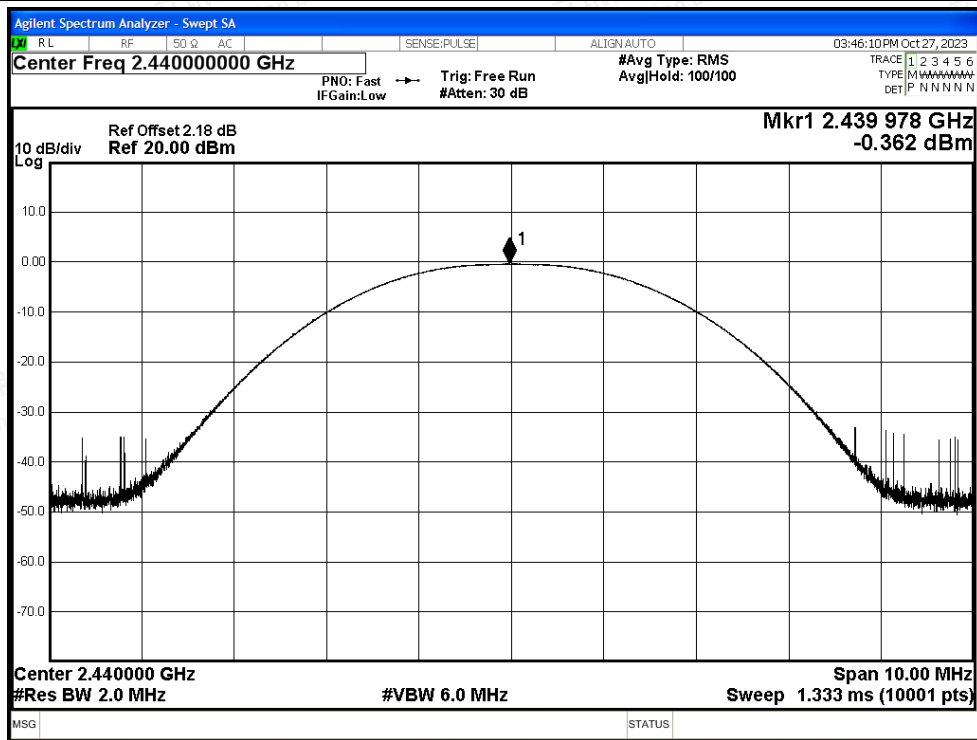


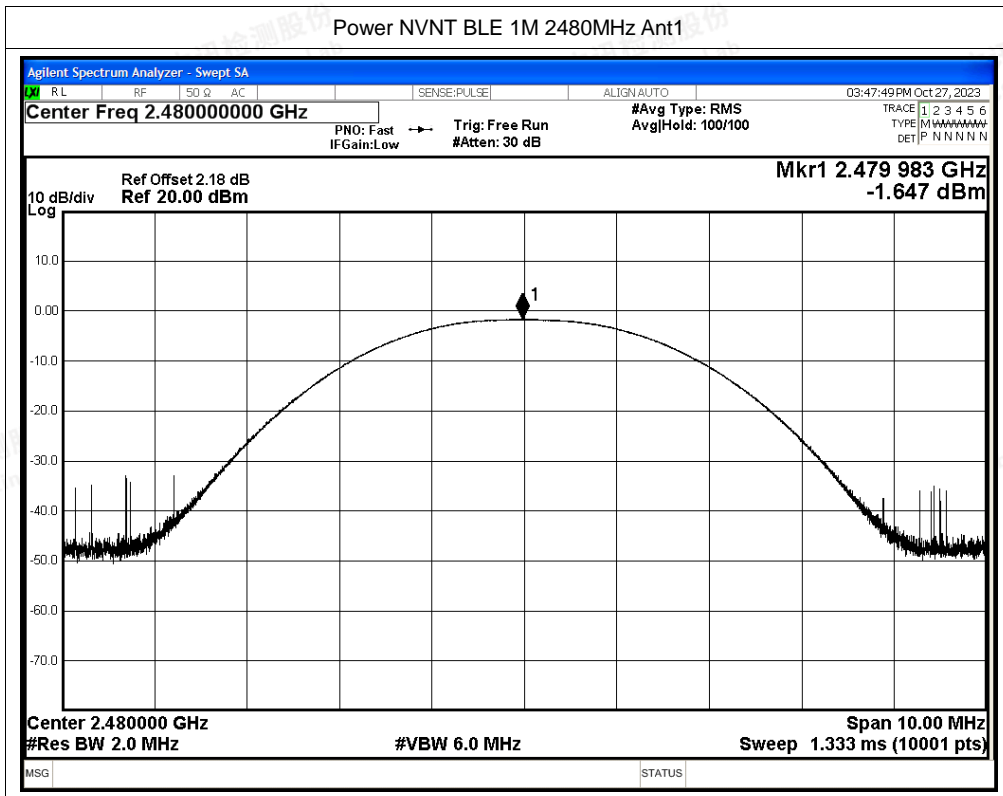
Test Graphs

Power NVNT BLE 1M 2402MHz Ant1



Power NVNT BLE 1M 2440MHz Ant1



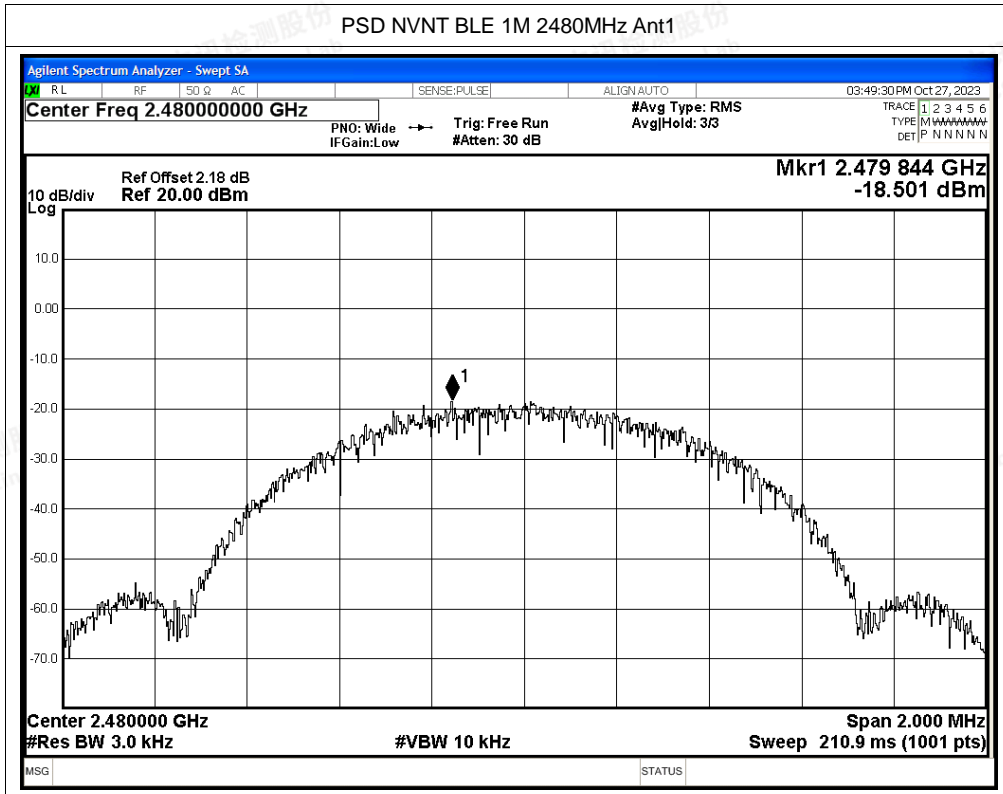




A.3 Maximum Power Spectral Density Level

Condition	Mode	Frequency (MHz)	Antenna	Total PSD (dBm/3kHz)	Limit (dBm/3kHz)	Verdict
NVNT	BLE 1M	2402	Ant1	-18.09	8	Pass
NVNT	BLE 1M	2440	Ant1	-17.28	8	Pass
NVNT	BLE 1M	2480	Ant1	-18.5	8	Pass







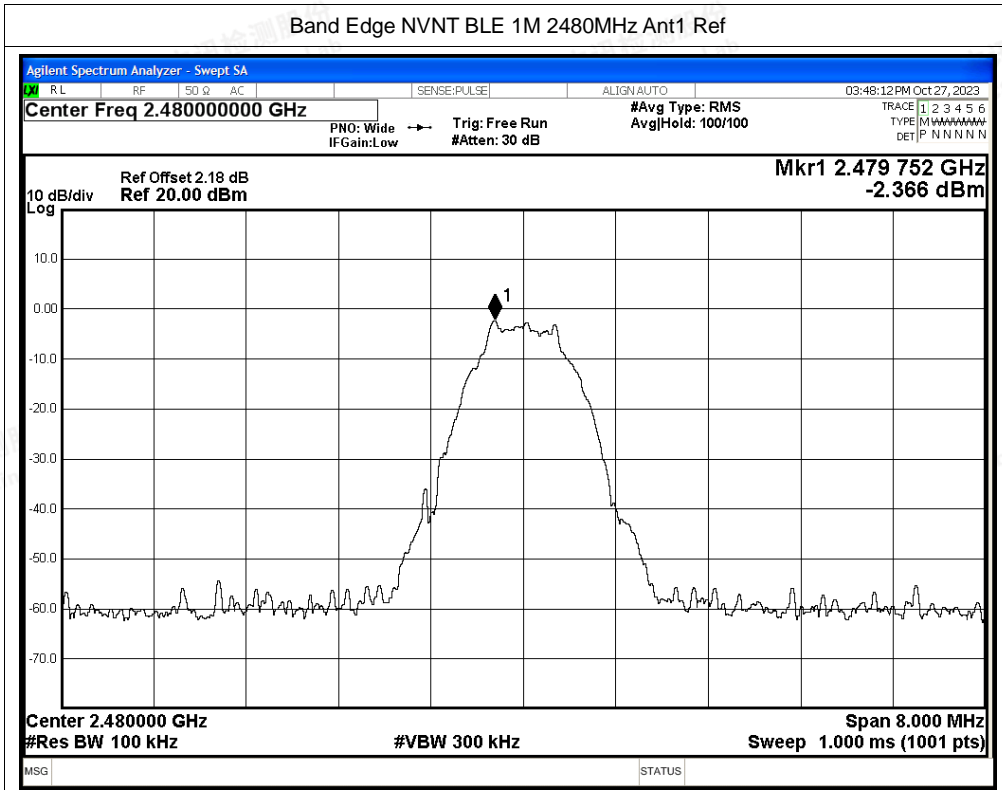
A.4 Band Edge

Condition	Mode	Frequency (MHz)	Antenna	Max Value (dBc)	Limit (dBc)	Verdict
NVNT	BLE 1M	2402	Ant1	-54.83	-20	Pass
NVNT	BLE 1M	2480	Ant1	-55.45	-20	Pass

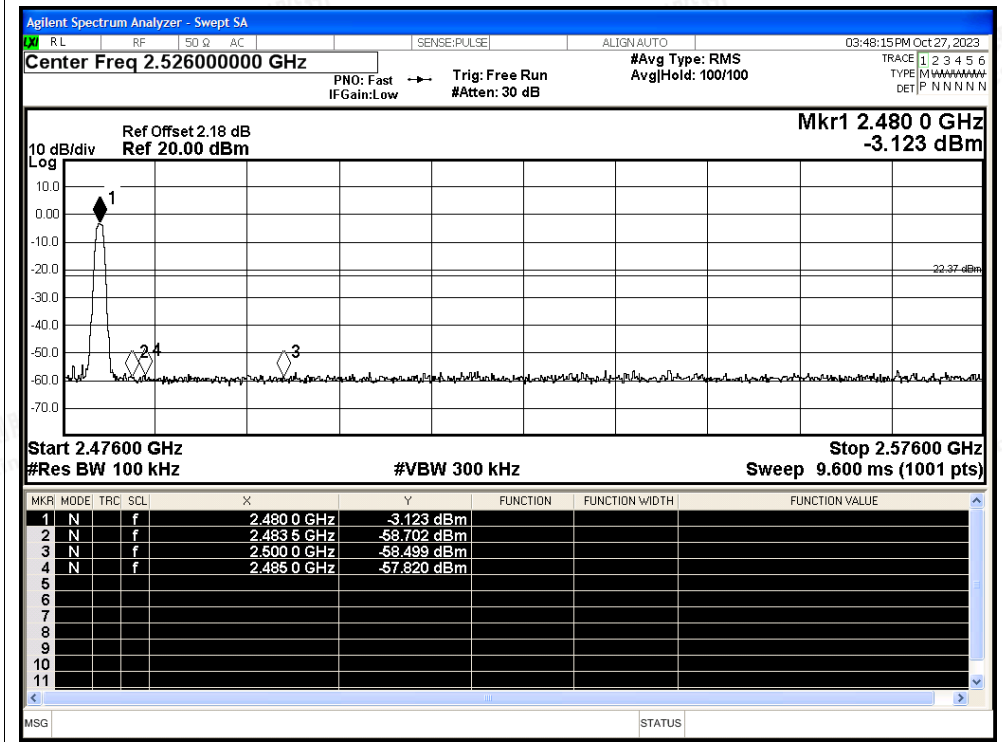




Band Edge NVNT BLE 1M 2480MHz Ant1 Ref



Band Edge NVNT BLE 1M 2480MHz Ant1 Emission





A.5 Conducted RF Spurious Emission

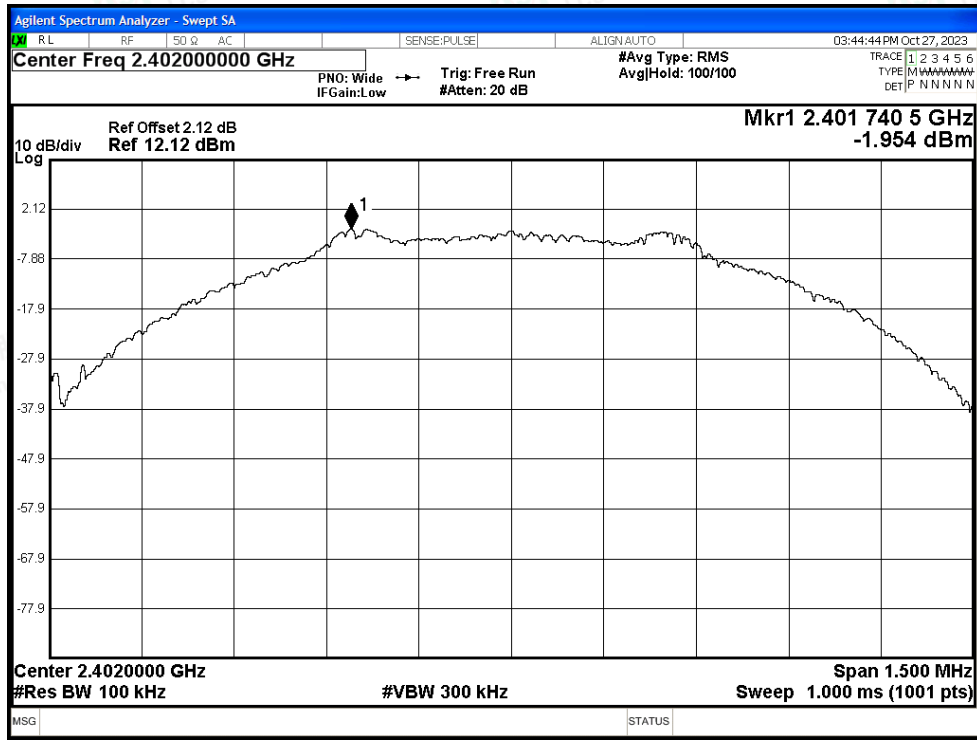
Condition	Mode	Frequency (MHz)	Antenna	Max Value (dBc)	Limit (dBc)	Verdict
NVNT	BLE 1M	2402	Ant1	-53.65	-20	Pass
NVNT	BLE 1M	2440	Ant1	-54.63	-20	Pass
NVNT	BLE 1M	2480	Ant1	-53.24	-20	Pass



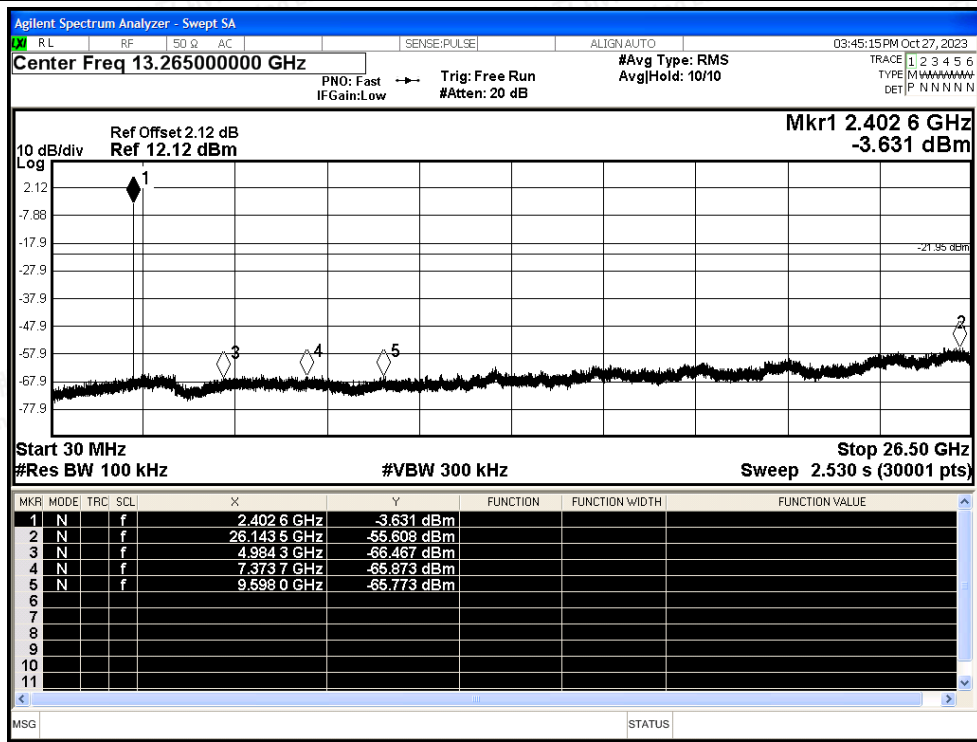


Test Graphs

Tx. Spurious NVNT BLE 1M 2402MHz Ant1 Ref

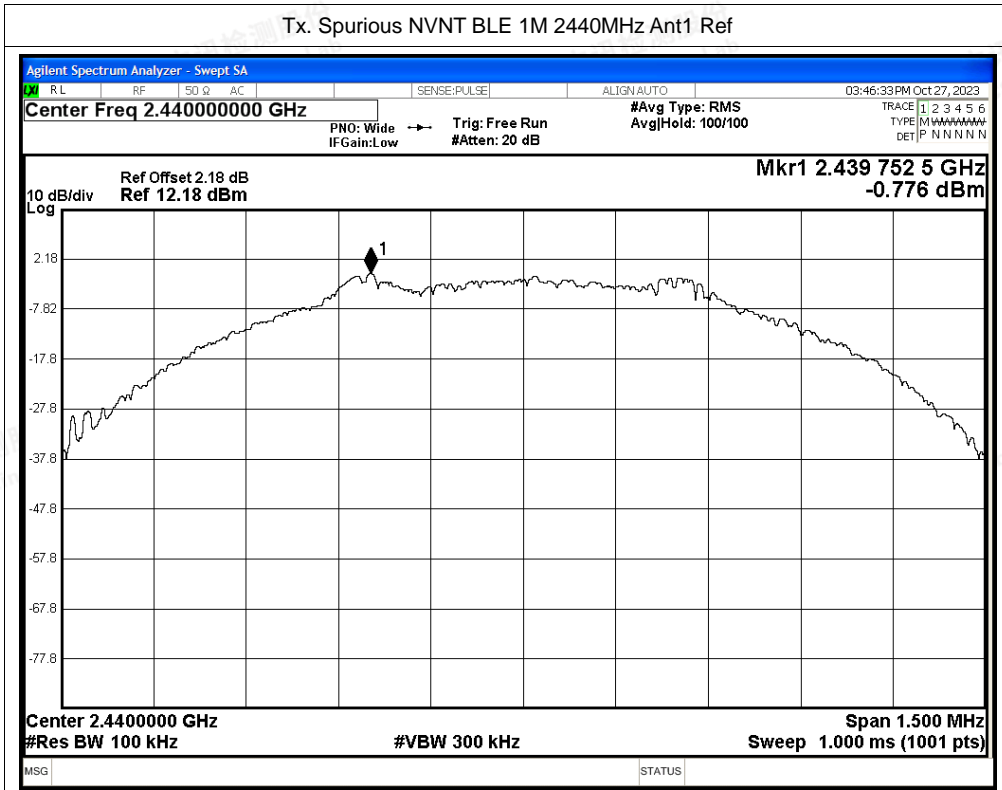


Tx. Spurious NVNT BLE 1M 2402MHz Ant1 Emission

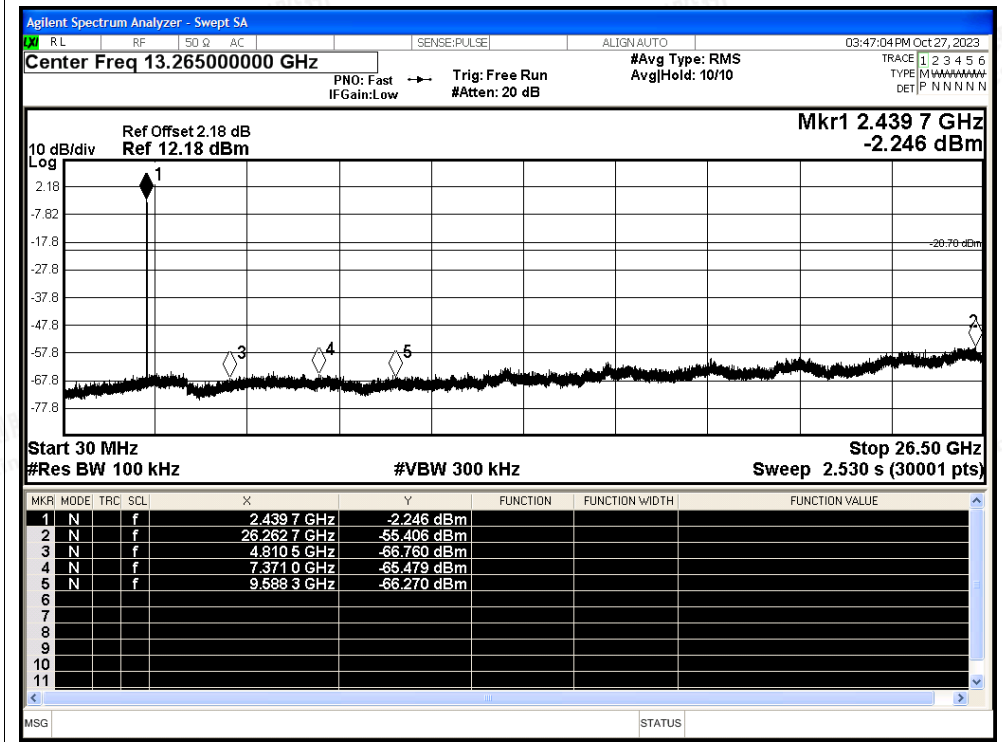




Tx. Spurious NVNT BLE 1M 2440MHz Ant1 Ref

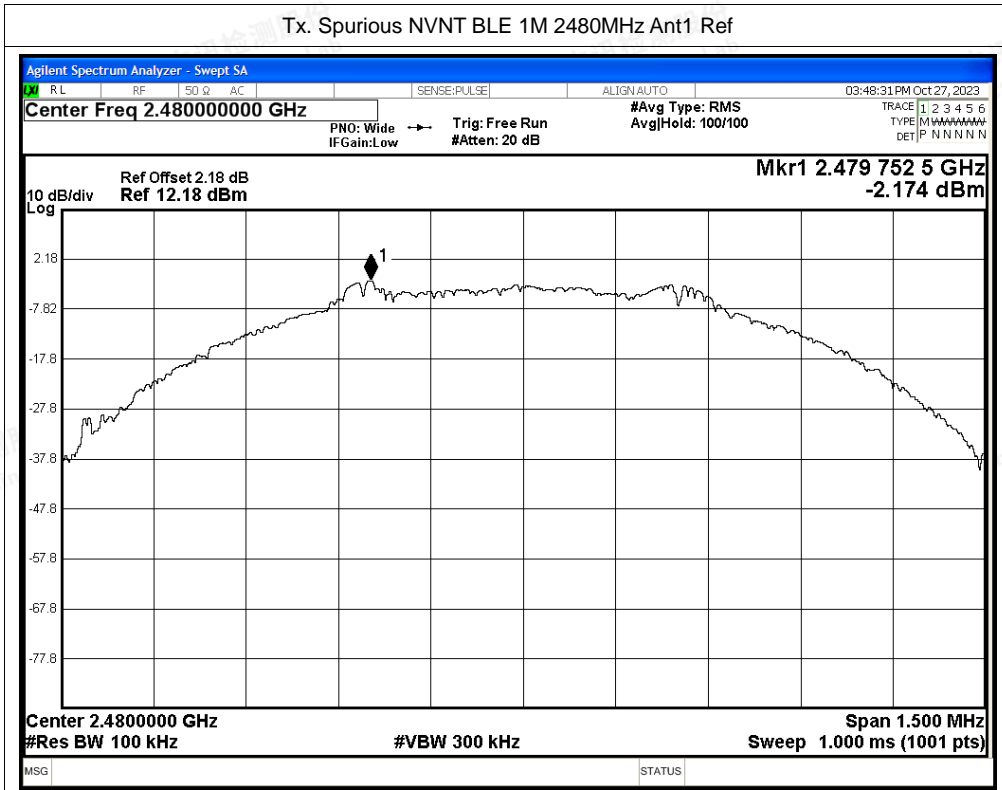


Tx. Spurious NVNT BLE 1M 2440MHz Ant1 Emission

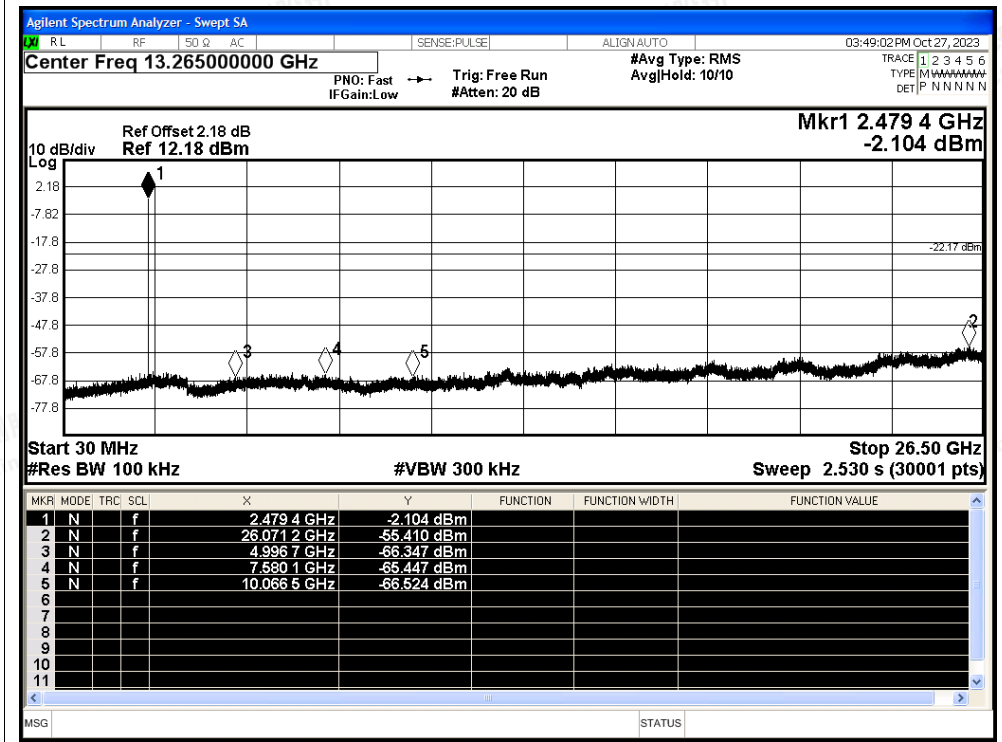




Tx. Spurious NVNT BLE 1M 2480MHz Ant1 Ref



Tx. Spurious NVNT BLE 1M 2480MHz Ant1 Emission





A.6 Duty Cycle

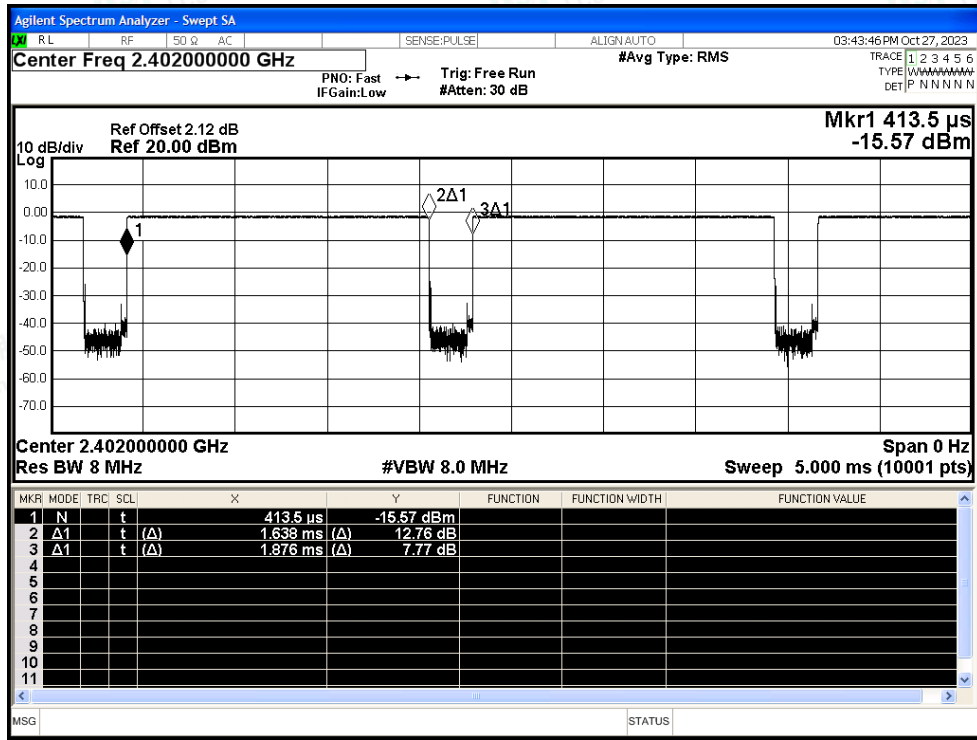
Condition	Mode	Frequency (MHz)	Antenna	Duty Cycle (%)	Correction Factor (dB)	1/T (kHz)
NVNT	BLE 1M	2402	Ant1	87.34	0.59	0.61
NVNT	BLE 1M	2440	Ant1	87.36	0.59	0.61
NVNT	BLE 1M	2480	Ant1	87.36	0.59	0.61



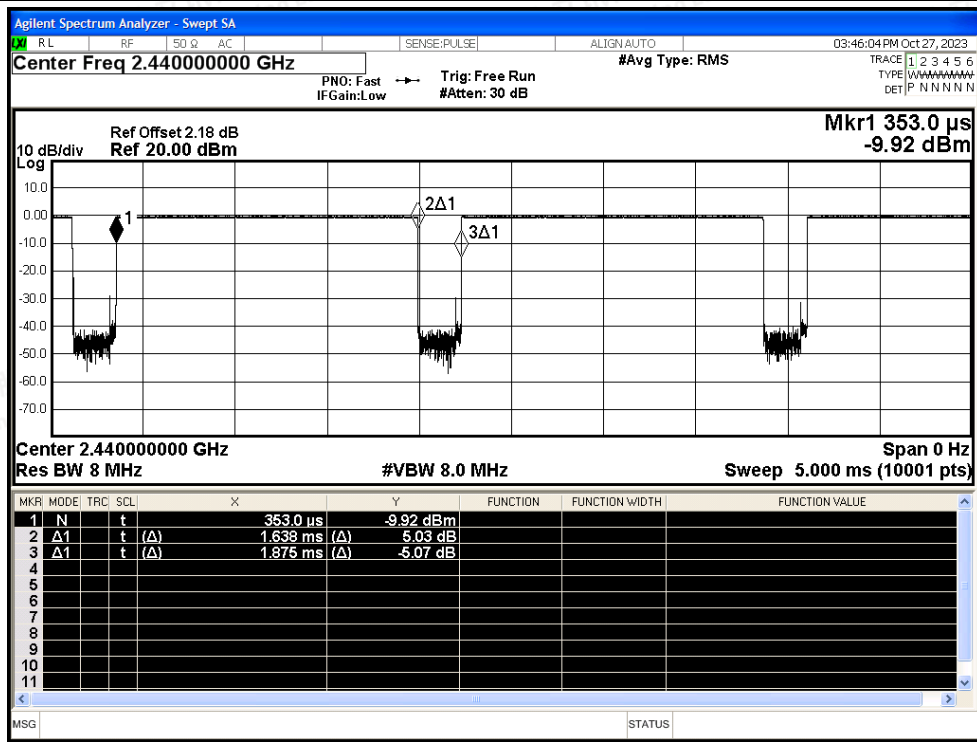


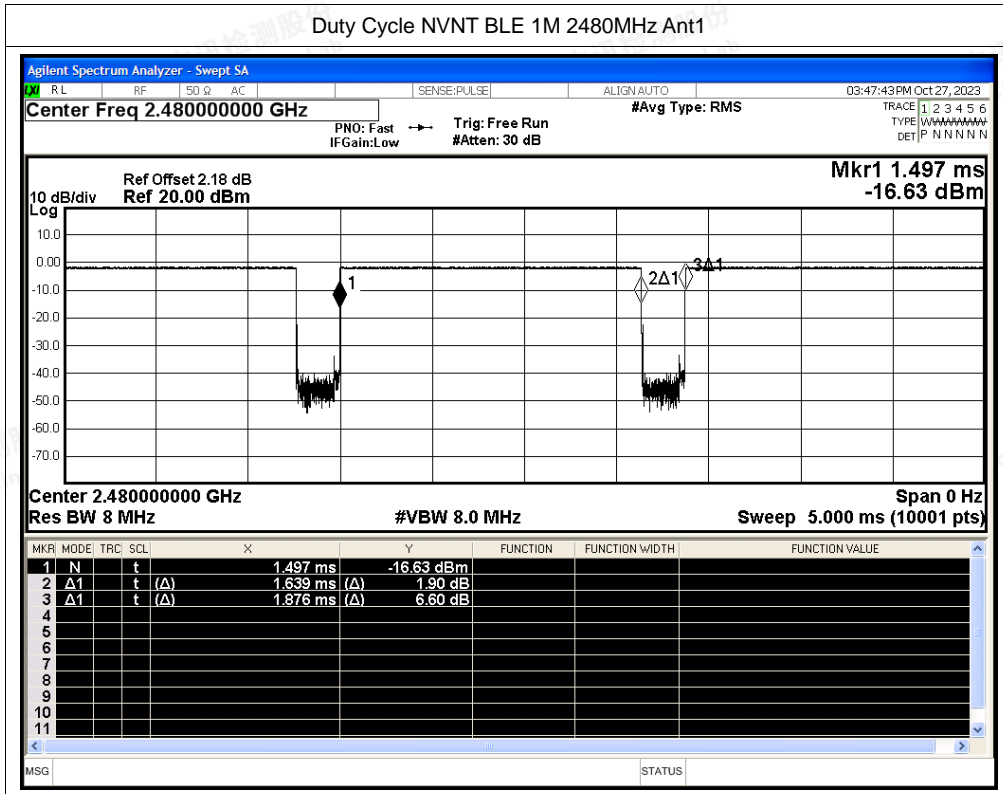
Test Graphs

Duty Cycle NVNT BLE 1M 2402MHz Ant1



Duty Cycle NVNT BLE 1M 2440MHz Ant1







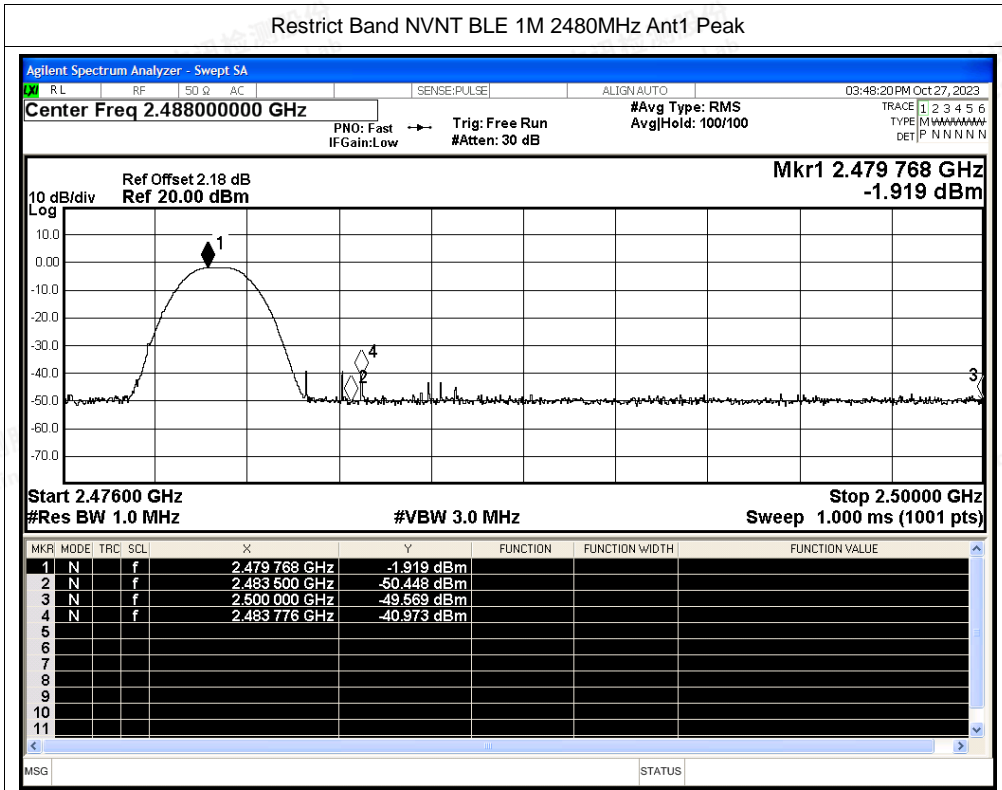
A.7 Restrict Band

Condition	Mode	Frequency (MHz)	Antenna	Spur Freq (MHz)	Power (dBm)	Gain (dBi)	E (dBuV/m)	Detector	Limit (dBuV/m)	Verdict
NVNT	BLE 1M	2402	Ant1	2310	-51.38	2.00	45.85	Peak	74	Pass
NVNT	BLE 1M	2402	Ant1	2310	-57.79	2.00	39.44	Average	54	Pass
NVNT	BLE 1M	2402	Ant1	2389.776	-47.04	2.00	50.19	Peak	74	Pass
NVNT	BLE 1M	2402	Ant1	2380.272	-57.26	2.00	39.97	Average	54	Pass
NVNT	BLE 1M	2402	Ant1	2390	-51.58	2.00	45.65	Peak	74	Pass
NVNT	BLE 1M	2402	Ant1	2390	-57.42	2.00	39.81	Average	54	Pass
NVNT	BLE 1M	2480	Ant1	2483.5	-50.45	2.00	46.78	Peak	74	Pass
NVNT	BLE 1M	2480	Ant1	2483.5	-55.55	2.00	41.68	Average	54	Pass
NVNT	BLE 1M	2480	Ant1	2483.776	-40.97	2.00	56.26	Peak	74	Pass
NVNT	BLE 1M	2480	Ant1	2483.512	-55.55	2.00	41.68	Average	54	Pass
NVNT	BLE 1M	2480	Ant1	2500	-49.57	2.00	47.66	Peak	74	Pass
NVNT	BLE 1M	2480	Ant1	2500	-56.98	2.00	40.25	Average	54	Pass





Restrict Band NVNT BLE 1M 2480MHz Ant1 Peak



Restrict Band NVNT BLE 1M 2480MHz Ant1 Average

