倍思包装设计稿件信息 Baseus

基本信息	产品型号	PPCXW10-C		
	产品名称	倍思 磁吸无线快充移动电源10000mAh 20W 黑/白/紫 2022版 （含前版数据线USB To Type-C 50cm 黑/白/白）		
	物料名称	说明书	包装编码+版本号	PB3414Z-1-2
	物料规格	100G 悦声上臻高白 60*95MM 双面单色印刷 6页		
	包装平面设计	王先明	包装结构设计	

版本历史

版本	变更日期	变更描述
POAO	2021-12-29	初始版本

包装审核区域责任划分 Baseus

产品相关	产品外观/参数/辐射	产品经理/项目主管请在此处签名
	彩盒/说明书文案	
	执行标准/生产商信息	
认证相关	认证相关文案	认证工程师请在此处签名
	认证相关图标	
品质相关	法律法规相关文案	品质工程师请在此处签名
	警示语	
定制需求	定制渠道需求	定制代表请在此处签名
品类相关	产品功能/图标表达	品类策划/文案策划请在此处签名
	文案部分/翻译	
包装设计相关	产品条形码	包装设计师/组长/主管请在此处签名
	公司地址信息	
	文件基于最新量产版	
	包装设计规范	

K

Baseus倍思

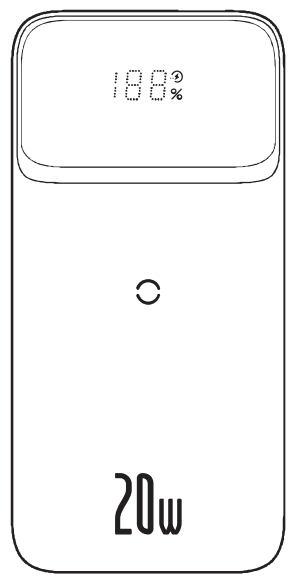

倍思 磁吸无线快充移动电源
10000mAh 20W
2022版
使用说明书

使用产品前请仔细阅读本使用说明，并请妥善保管

一、产品参数

名称：磁吸无线快充移动电源10000mAh
型号：PPCXW10-C
材质：ABS+PC
电池容量：10000mAh / 3.7V (37Wh)
额定容量：5800mAh (5V⎓2.4A)
电芯：聚合物锂电池
能量转换率：≥75%
Type-C输入：5V⎓2.4A; 9V⎓2A;
无线充输出：15W
USB输出：5V⎓2.4A; 9V⎓2A; 12V⎓1.5A;
Type-C输出：5V⎓2.4A; 9V⎓2.22A; 12V⎓1.5A;
USB+Type-C输出：5V⎓2.4A;
总输出：5V⎓2.4A;
产品尺寸：146.4x71.3x16.9mm
产品重量：约229g

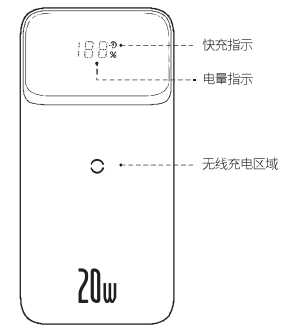

二、包装内容

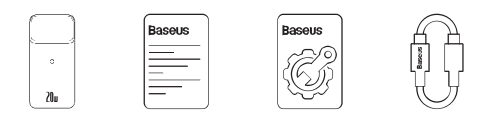

移动电源*1　说明书*1　保修卡*1　USB to Type-C 充电线*1

三、产品描述

本产品是一款能为手机、平板、电子书、游戏机等数码产品提供有线充电或无线充电的便携式充电设备，产品具有有线充电和无线充电二合一，磁吸定位，电量数显，支持iP20W PD快充，三输出（含无线输出）、15W无线快充等特点，产品内置FOD、过充、过放、温度保护等多种安全保护电路。

四、按键操作说明

查看电量时

按键1次启动电源输出功能，可查看电源剩余电量，电量指示灯亮起约30秒后会自动熄灭。

为移动电源充电时

接入匹配本移动电源接口的充电线时，电量指示灯开始亮起显示当前电源电量，代表连接正常，并开始为电源充电。如连接充电线后电量指示灯无亮起代表连接失败无充电，请检查充电线连接是否正常。

有线充输出操作说明

使用USB充电线连接本电源对应输出端口，电源将自动开启输出。个别款智能手机因兼容性问题，需要按键开启电源输出功能，这属于正常现象，无须理会。按开关键1次可为外接设备供电，按键1次电源输出功能会持续约30秒，30秒内无外接负载，则自动关闭电源输出。

无线充输出操作说明

按键1次，电量指示灯亮起，此时约30秒内将支持为无线充电的手机充电，将手机放置无线充电区域即可为手机无线充电。如30秒内无无线充负载接入，产品则会自动关闭无线充电功能。

无线充电温馨提示说明

无线充电手机需放置在本产品无线充电区域（无线充电线圈发射区域见图示说明）进行无线充电，本无线充电距离为8mm内，如进行无线充电时距离超过8mm则无法进行无线充电，请调整手机无线充电距离在无线充电范围内。

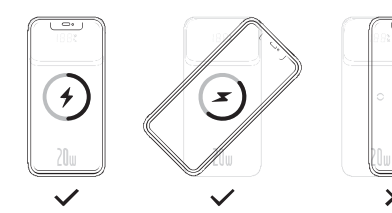

为本产品充电

用电源适配器/电脑USB端口为本无线充移动电源充电
1. 可使用Type-C充电线，插入本无线充移动电源Type-C输入端口为本电源充电。
2. 将USB接头与充电器或电脑USB端口连接，LED电量指示灯开始闪烁，表示正在为本产品充电，充满后LED灯常亮。

用本产品为手机或其它数码设备充电

1. 检查数码产品的充电电压是否与本产品的输出电压匹配。
2. 选择数码产品的原装充电线，一端与数码产品连接，另一端与本产品的输出口连接，本产品有线输出端将自动开启给手机或其它数码产品充电，LED灯常亮。
3. 给带无线充功能的手机充电，按键1次，LED灯亮起，此时可支持无线充充电，将带无线充电功能的手机放在移动电源标有无线充电标示的一面的中心位置，此时可为手机充电，LED灯常亮。

五、温馨提示

在使用本产品前请阅读所有的指示和警告，不规范使用将会给产品或人身安全带来损害。
1. 手机背面充电接触面不能带有金属物质，如铁片，指环，金属保护壳等。
2. 手机进行充电时，如发现有断续充电或发热严重的情况，很可能是因为手机接收线圈与无线充线圈没有完全对准，手机保护壳内部有金属异物，请尝试冷却手机，拿掉保护壳再进行正确位置对位。
3. 本产品有过流保护功能，如使用不当产品会关闭或减小输出功率，降低充电速度，确保安全，请检查设备是否或其它使用不当。
4. 请勿将产品置于水中，火中等过高温度环境（大于45度）和过低温度环境（低于-20度），勿给儿童玩耍，尤其勿让儿童接触配件。
5. 请使用干燥软布清洁表面，不要用化学品，肥皂或者洗涤剂清洗。
6. 请勿自行拆机，用户不正确使用或不正确放置本产品可能会导致本产品寿命减低或损坏，因此而带来的责任不属于保修责任或厂家责任，敬请谅解。
7. 移动电源存在转化效率，故移动电源电池容量不等同于可充电量。
8. 请定期为您的电源充电（建议最少每5个月一次），可维持其长久的使用寿命。
9. 产品使用不当，容易造成产品本身或者可能危及人身财产安全。
10. 如因消费者违反产品说明书不恰当使用或警示，造成的人身及财产损害将自行承担一切后果，本公司将不承担任何法律责任。
11. 非专业人员严禁分解本产品。
12. 避免使用超出本产品输出电流的用电器或负载(电路会保护，无输出。
13. 避免强烈的物理作用，包括敲击，抛掷，践踏，挤压等。

六、电子信息产品有毒有害物质声明

部件名称	有毒有害物质或元素					
	铅 (pb)	汞 (Hg)	镉 (Cd)	六价铬 (Cr Ⅵ)	多溴联苯 (PBB)	多溴二苯醚 (PBDE)
PCB	X	O	O	O	O	O
电极	O	O	O	O	O	O
电池	X	O	O	O	O	O
外壳	O	O	O	O	O	O

本表格依据SJ/T 11364的规定编制。
O：表示该有毒有害物质在该部件所有均质材料中的含量均在GB/T 26572标准规定的限量要求以下。
X：表示有毒有害物质至少在该部件某一均质材料中的含量超出GB/T 26572标准规定的限量要求。
该产品符合欧盟RoHS 2.0指令 (2011/65/EU)

5年图标是指"环保有效使用期限"，不是产品质量保证期限，电子产品均含有铅、汞、镉等有害物质，一旦超期使用，有毒有害物质将可能因为发生外泄或突变，对环境造成污染，或对人身、财产造成严重损害。"环保使用期限"，意味着所有的电子产品都将被要求在此有效期限内使用，超过安全使用年限之后出现的安全风险问题，我们不再对产品质量负责。

特此申明，深圳市时商创展科技有限公司的产品型号为：PPCXW10-C符合指令2014/30/EU和2011/65/EU的规定，欧盟符合性声明的全文可在以下网站查询：www.baseus.com

此设备符合欧盟指令2012/19/EU和2006/66/EU的规定，此设备不得与普通废弃物一起处理，必须回收利用，此符号标明本产品不得作为生活垃圾处理，而必须将本产品交至相应的废品回收站，进行电子电气设备回收处理。

警告　请遵守安全说明否则会导致起火、触电、损坏或其他伤害

制造商：深圳市时商创展科技有限公司
地址：深圳市龙岗区坂田街道岗头社区雪岗路2008号倍思智能园B栋五层
执行标准：GB/T 35590-2017
热线：4000-712-711　网址：www.baseus.com

PB3414Z/P0A0
HSM-YJX-NX-PPCXW10-C
倍思设计
中国制造

Baseus

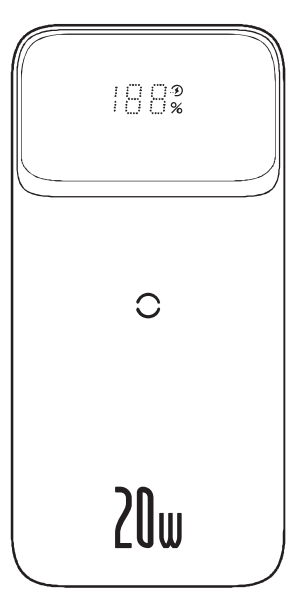

Power bank
2022 Edition
User Manual

Please read this user manual carefully before use and keep it properly

1. Product Parameter

Name: Magnetic Wireless Fast charging Power bank 10000mAh
Model No.: PPCXW10-C
Material: ABS+PC
Capacity: 10000mAh/3.7V (37Wh)
Rated Capacity: 5800mAh (5V⎓2.4A)
Battery: Polymer Lithium battery
Energy Conversion Rate: ≥75%
Type-C Input: 5V⎓2.4A; 9V⎓2A;
Wireless Charging Output: 15W
USB Output: 5V⎓2.4A; 9V⎓2A; 12V⎓1.5A;
Type-C Output: 5V⎓2.4A; 9V⎓2.22A; 12V⎓1.5A;
USB+Type-C Output: 5V⎓2.4A;
Total Output: 5V⎓2.4A;
Product size: 146.4 x 71.3 x 16.9mm
Product weight: About 229g

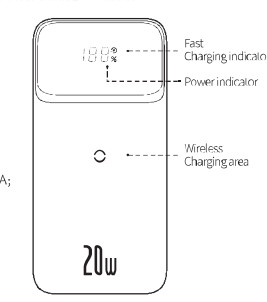

2 Packing List

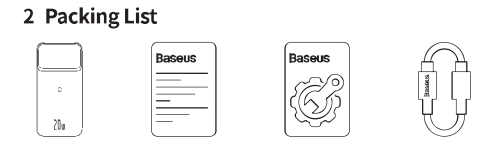

Power Bank*1　User Manual*1　Warranty card*1　Charging Cable*1

3. Product Description

This product is a portable charging device that can provide wired or wireless charging for mobile phones, tablets, e-books, game machines and other digital products. The product has the characteristics of two in one of wired charging and wireless charging, magnetic suction positioning, power digital display, iP 20W PD fast charging, three output (including wireless output) 15W wireless fast charging, etc. Product built-in FOD, overcharge, over discharge, temperature protection and other safety protection circuit.

4. Operation description

The power button operation instructions

For viewing electric quantity

Press the button once to initiate the power output function, when you can view the remaining electric level of the power bank. After lit for 30sec, the LED indicator will extinguish automatically.

For charging the power bank

When the charging line matched with the mobile power interface is connected to charge the power supply, the power indicator lights up to show the current power, which means that the connection is normal and the power supply is charged. If the power indicator does not light up after connecting the charging line, it means that the connection fails and there is no charging, please check whether the charging line is connected normally.

Operation for discharging by cable

Connect the USB charging cable to the corresponding output port of the power supply, and the power supply will automatically turn on the output. Due to compatibility problems, some smart phones need to press the key to turn on the power output function, which is a normal phenomenon and need not be ignored. Press the key once to supply power to the external equipment. Press the key once to output power for about 30 seconds. If there is no external load in 30 seconds, the power output will be automatically turned off.

Operation for discharging by wireless

When the power indicator lights up for about 30 seconds, the mobile phone will be charged for wireless charging within 30 seconds. If the mobile phone is placed in the wireless charging area of the power supply, the mobile phone can be charged for wireless charging. If there is no wireless charging access within 30 seconds after one key, the product will automatically turn off the wireless charging function.

Wireless charging tips

The wireless charging mobile phone should be placed in the wireless charging area of the product (the transmitting area of the wireless charging coil is illustrated in the figure) for wireless charging. The wireless charging distance is within 8 mm. If the distance exceeds 8 mm, the wireless charging can not be carried out. Please adjust the wireless charging distance within the wireless charging range.

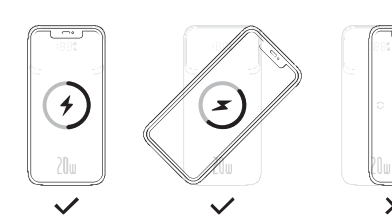

How to charge this product

Charging this power bank by using power Adapter/PC USB port.
• When the original USB cable is chosen for charging this power bank, you may also use Type-C charging cable. The power bank is charged just by inserting it into the Type-C port.
• Connect the USB connector with the Adapter or PC USB port, then LED electric level indicator begins to flash, indicating this product is being charged. The LED indicator becomes constantly lit when it is fully charged.

Use this product to charge a mobile phone or other digital devices:

• Check your digital product for its charging voltage, and make sure it matches the output voltage of this product.
• Use the original charging cable of your digital product. Connect one end of the cable with your digital product and the other end with the output port of this product. The wired output port of this product will be automatically initiated to charge your mobile phone or any other digital product, when the LED indicator becomes constantly lit.
• To charge a mobile hone with wireless charging function, press the On/Of button once, and the LED indicator is lit. At this point, the power bank is supportive of wireless charging. Place your mobile phone with wireless charging function at the center on the side of the power pack bearing wireless charging mark to begin charging your mobile phone, during which the LED indicator is constantly lit.

5. Tips

Please read all instructions and warnings before using this product. Non-standard use will damage the product or personal safety.
5.1 The charging contact surface on the back of the mobile phone should not be covered with metal materials, such as iron sheet, ring, metal protective case, etc.
5.2 When the mobile phone is charging, if intermittent charging or serious heating is found, it may be that the receiving coil of the mobile phone is not completely aligned with the wireless charging coil, or there is metal foreign matter in the protective sleeve of the mobile phone. Please try to cool the mobile phone, remove the protective sleeve, and then align it in the correct position.
5.3 This product has over-current protection function. If the product is used improperly, it will turn off or reduce the output power, reduce the charging speed and ensure safety. Please check whether the equipment is used improperly.
5.4 Please do not put the product in water, fire medium high temperature environment (more than 45 degrees) and low temperature environment (less than - 20 degrees), do not let children play, especially do not let children contact accessories.
5.5 Please use a dry soft cloth to clean the surface. Do not use chemicals, soap or detergent.
5.6 Please do not disassemble the machine by yourself. Improper use or improper placement of the product by the user may reduce the service life or damage the product. Therefore, the responsibility does not belong to the warranty responsibility or the manufacturer's responsibility. Please understand.
5.7 Mobile power has conversion efficiency, so the battery capacity of mobile power is not equal to the rechargeable capacity.
5.8 Please charge your power regularly (at least every 5 months is recommended) to maintain its long service life.
5.9 Improper use of the product may easily result in the product itself or endanger the safety of personal and property.
5.10 In case of any personal and property damage caused by consumers' improper use or warning in violation of the product instructions, the company will bear all consequences, and the company will not bear any legal liability.
5.11 Non professionals are strictly prohibited to decompose this product.
5.12 Avoid using electrical appliances or loads that exceed the output current of the product (the circuit will be protected, no output).
5.13 Avoid strong physical effects, including knocking, throwing, trampling, squeezing, etc.

9. Statement on Toxic and Hazardous Substances in Electronic Information Products

Part Description	Toxic or hazardous substances and elements					
	Lead (Pb)	Mercury (Hg)	Cadmium (Cd)	Hexavalent chromium (Cr VI)	Polybrominated biphenyls (PBB)	Polybrominated diphenyl ethers (PBDE)
PCB	X	O	O	O	O	O
Electrode	O	O	O	O	O	O
Battery	X	O	O	O	O	O
Casing	O	O	O	O	O	O

This form is compiled in accordance with SJ/T 11364.
O: It indicates that the content of the toxic and harmful substance in all homogeneous materials of the component is below the limit specified in GB/T 26572 standard.
X: The content of toxic and harmful substances in at least one homogeneous material of this part exceeds the limit stipulated in GB/T 26572 standard.
The product complies with EU ROHS 2.0 directive (2011 / 65 / EU)

The 5-year icon refers to the "effective life of environmental protection", not the product quality assurance period. Electronic products all contain toxic and harmful substances such as lead, mercury and cadmium. Once they are overused, toxic and harmful substances may leak or mutate, cause pollution to the environment, or cause serious damage to people and property. The term of "environmental protection use" means that all electronic products will be required to use within this effective period. We will no longer be responsible for the quality of the products due to the safety risks that arise after the safe use period.

This device complies with part 15 of the FCC Rules. Operation is subject to the following two conditions: (1) this device may not cause harmful interference, and (2) this device must accept any interference received, including interference that may cause undesired operation.
Any changes or modifications not expressly approved by the party responsible for compliance could void the user's authority to operate the equipment.
NOTE: This equipment has been tested and found to comply with the limits for a Class B digital device, pursuant to Part 15 of the FCC Rules. These limits are designed to provide reasonable protection against harmful interference in a residential installation. This equipment generates, uses and can radiate radio frequency energy

and, if not installed and used in accordance with the instructions, may cause harmful interference to radio communications. However, there is no guarantee that interference will not occur in a particular installation.
If this equipment does cause harmful interference to radio or television reception, which can be determined by turning the equipment off and on, the user is encouraged to try to correct the interference by one or more of the following measures:
-- Reorient or relocate the receiving antenna.
-- Increase the separation between the equipment and receiver.
-- Connect the equipment into an outlet on a circuit different from that to which the receiver is connected.
-- Consult the dealer or an experienced radio/TV technician for help.
The device has been evaluated to meet general RF exposure requirement. The device can be used in portable exposure condition without restriction.

It is hereby declared that PPCXW10-C, a product model of Shenzhen Times Innovation Technology Co., Ltd., complies with the provisions of Directive 2014/30/EU, 2011/65/EU. The full text of the EC Declaration of Conformity can be found on the following website: www.baseus.com

This equipment complies with the provisions of Directive 2012/19/EU and Directive 2006/66/EU. It is strictly forbidden to dispose of this equipment with ordinary trash; it must be recycled. This symbol indicates that the product shall not be treated as regular domestic trash, and must be delivered to a recycling center that is capable of recycling electronic and electrical equipment.

Warning　lease follow the above safety instructions otherwise it will cause fire, electric shock,damage or other damage.

Manufacturer: Shenzhen Times Innovation Technology Co., Ltd.
Add: 5th Floor, Building B, Baseus Intelligence Park, No.2008, Xuegang Rd, Gangtou Community, Bantian Street, Longgang District, Shenzhen Executive
Standard: GB/ T 35590-2017
Hotline: +86-4000-712-711　Website: www.baseus.com

PB3414Z/P0A0
HSM-YJX-NX-PPCXW10-C
Designed by Baseus
Made in China