

MAXIMUM CONDUCTED OUTPUT POWER - 5.3 GHz BAND



XM# 2020.12.30.0

Testing was performed using the mode(s) of operation and configuration(s) noted within the report. The individuals and/or the organization requesting the test provided the modes, configurations and settings used to complete the evaluation. The actual test parameters are specified in the test data, this includes items such as investigated frequency range (scanned) and test levels. The testing methods and performance specifications, as well as the test site used for the evaluation are indicated in the test data.

TEST EQUIPMENT

Description	Manufacturer	Model	ID	Last Cal.	Cal. Due
Generator - Signal	Agilent	N5181A	TIG	2020-04-16	2023-04-16
Cable	Micro-Coax	UFD150A-1-0720-200200	EVK	2021-03-14	2022-03-14
Attenuator	S.M. Electronics	SA26B-20	AUY	2021-03-14	2022-03-14
Block - DC	Fairview Microwave	SD3379	AMW	2021-03-14	2022-03-14
Analyzer - Spectrum Analyzer	Keysight	N9010A	AFO	2021-07-06	2022-07-06

TEST DESCRIPTION

The measurement was made using a direct connection between the RF output of the EUT and a spectrum analyzer.

The transmit frequency was set to the required channels in each band. The transmit power was set to its default maximum. The radio was operated in the modes as shown in the following data sheets.

Prior to measuring maximum transmit power; the emission bandwidth (B) and the transmission pulse duration (T) were measured. The method of measuring the emission bandwidth and the associated data are found elsewhere in this test report. The transmission pulse duration (T) was measured using a zero span on the spectrum analyzer to see the pulses in the time domain.

The maximum conducted output power was measured using ANSI C63.10:2013, Clause 12.3.2.4, Method SA-2 (RMS detection and trace averaging across the on and off times of the EUT transmission and use of a duty cycle correction factor).

The spectrum analyzer settings were set per the guidance as well as the following specifics:

- RMS Detector
- Trace average 100 traces in power averaging mode.
- Power was integrated across "B", by using the channel power function of the analyzer.

A duty cycle correction factor was added to the measurement using the results of the formula of $10 \cdot \text{LOG}(1/D)$ where D is the duty cycle.

MAXIMUM CONDUCTED OUTPUT POWER - 5.3 GHz BAND



TelTx 2021.10.29.2 XMit 2020.12.30.0

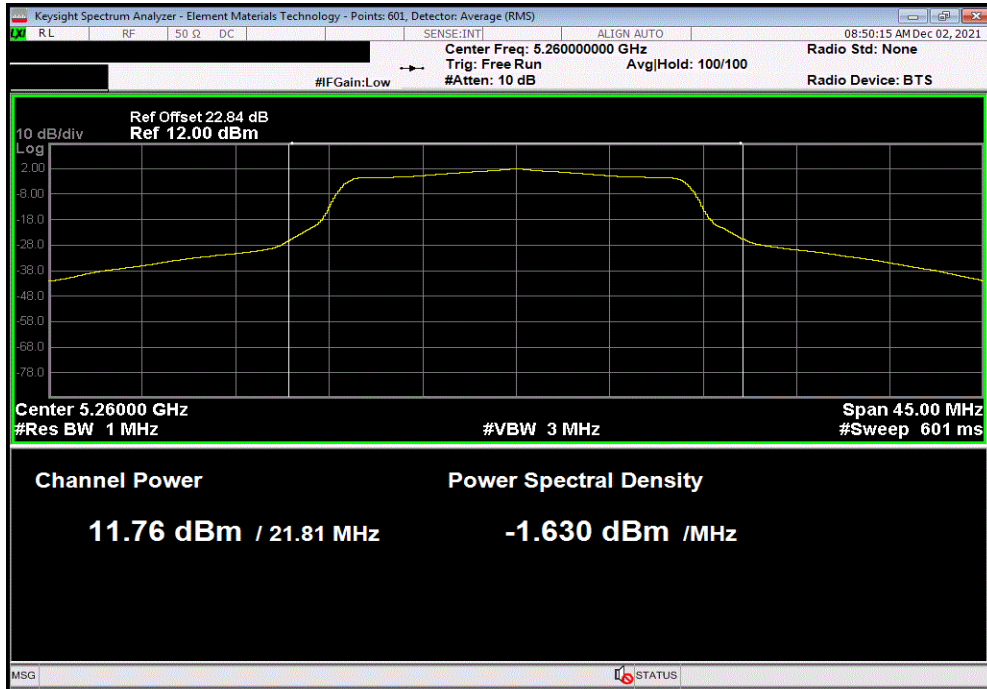
EUT: A-dec Gateway		Work Order: A-DE0169				
Serial Number: 521A000118		Date: 7-Mar-22				
Customer: A-dec, Inc.		Temperature: 20.1 °C				
Attendees: None		Humidity: 39.7% RH				
Project: None		Barometric Pres.: 1027 mbar				
Tested by: Jeff Alcoke	Power: 24 VDC via 110VAC/60Hz	Job Site: EV06				
TEST SPECIFICATIONS						
FCC 15.407:2021		ANSI C63.10:2013				
COMMENTS						
Reference level offset includes: DC block, 20 dB attenuator, and measurement cable.						
DEVIATIONS FROM TEST STANDARD						
None						
Configuration #	3	Signature				
		Avg Cond Pwr (dBm)	Duty Cycle Factor (dB)	Out Pwr (dBm)	Limit (dBm)	Result
20 MHz						
802.11(a) 6 Mbps						
Ch 52, Low Channel 5260 MHz						
		11.757	0	11.8	24	Pass
Ch 60, Mid Channel 5300 MHz						
		11.804	0	11.8	24	Pass
Ch 64, High Channel 5320 MHz						
		11.846	0	11.8	24	Pass
802.11(a) 36 Mbps						
Ch 52, Low Channel 5260 MHz						
		10.982	0.2	11.2	24	Pass
Ch 60, Mid Channel 5300 MHz						
		11.647	0.2	11.8	24	Pass
Ch 64, High Channel 5320 MHz						
		11.662	0.2	11.9	24	Pass
802.11(a) 54 Mbps						
Ch 52, Low Channel 5260 MHz						
		11.459	0.3	11.8	24	Pass
Ch 60, Mid Channel 5300 MHz						
		11.171	0.3	11.5	24	Pass
Ch 64, High Channel 5320 MHz						
		11.561	0.3	11.9	24	Pass
802.11(n) MCS0						
Ch 52, Low Channel 5260 MHz						
		10.892	0	10.9	24	Pass
Ch 60, Mid Channel 5300 MHz						
		11.626	0	11.6	24	Pass
Ch 64, High Channel 5320 MHz						
		11.508	0	11.5	24	Pass
802.11(n) MCS7						
Ch 52, Low Channel 5260 MHz						
		11.323	0.4	11.7	24	Pass
Ch 60, Mid Channel 5300 MHz						
		11.015	0.4	11.4	24	Pass
Ch 64, High Channel 5320 MHz						
		11.438	0.4	11.8	24	Pass
802.11(ac) MCS8 (256-QAM)						
Ch 52, Low Channel 5260 MHz						
		7.844	0.4	8.2	24	Pass
Ch 60, Mid Channel 5300 MHz						
		8.591	0.4	9	24	Pass
Ch 64, High Channel 5320 MHz						
		8.768	0.4	9.2	24	Pass
40 MHz						
802.11(n) MCS0						
Ch 52/56, Low Channel 5270 MHz						
		6.957	0.1	7.1	24	Pass
Ch 60/64, High Channel 5310 MHz						
		7.533	0.1	7.6	24	Pass
802.11(n) MCS7						
Ch 52/56, Low Channel 5270 MHz						
		6.296	0.6	6.9	24	Pass
Ch 60/64, High Channel 5310 MHz						
		6.61	0.6	7.2	24	Pass
802.11(ac) MCS9 (256-QAM)						
Ch 52/56, Low Channel 5270 MHz						
		7.766	0.7	8.5	24	Pass
Ch 60/64 High Channel 5310 MHz						
		7.884	0.7	8.6	24	Pass
80 MHz						
802.11(ac) MCS0						
Ch 52-64, Low Channel 5290 MHz						
		6.73	0.2	6.93	24	Pass
802.11(ac) MCS9 (256-QAM)						
Ch 52-64, Low Channel 5290 MHz						
		6.03	1	7.03	24	Pass

MAXIMUM CONDUCTED OUTPUT POWER - 5.3 GHz BAND

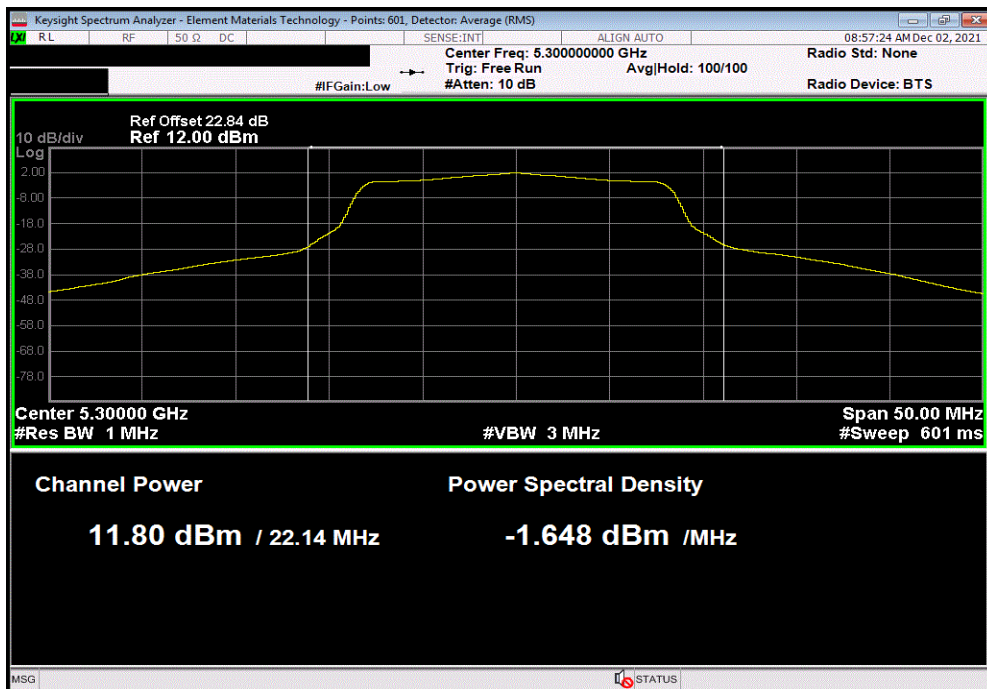


TuTx 2021.10.29.2 XMt 2020.12.30.0

20 MHz, 802.11(a) 6 Mbps, Ch 52, Low Channel 5260 MHz						
	Avg Cond Pwr (dBm)	Duty Cycle Factor (dB)	Out Pwr (dBm)	Limit (dBm)	Result	
	11.757	0	11.8	24	Pass	



20 MHz, 802.11(a) 6 Mbps, Ch 60, Mid Channel 5300 MHz						
	Avg Cond Pwr (dBm)	Duty Cycle Factor (dB)	Out Pwr (dBm)	Limit (dBm)	Result	
	11.804	0	11.8	24	Pass	

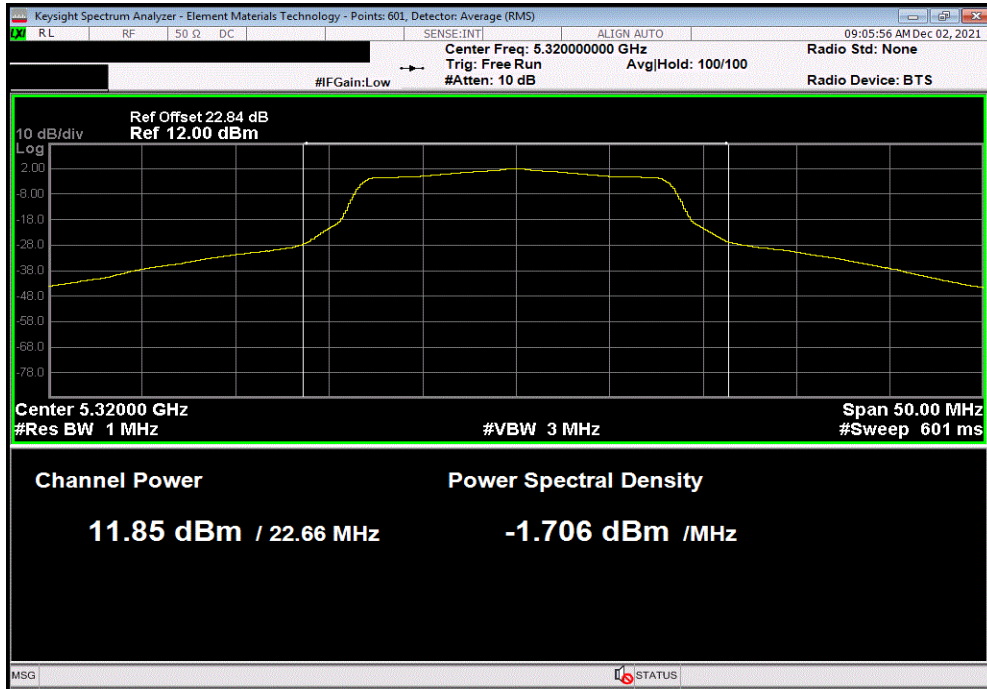


MAXIMUM CONDUCTED OUTPUT POWER - 5.3 GHz BAND

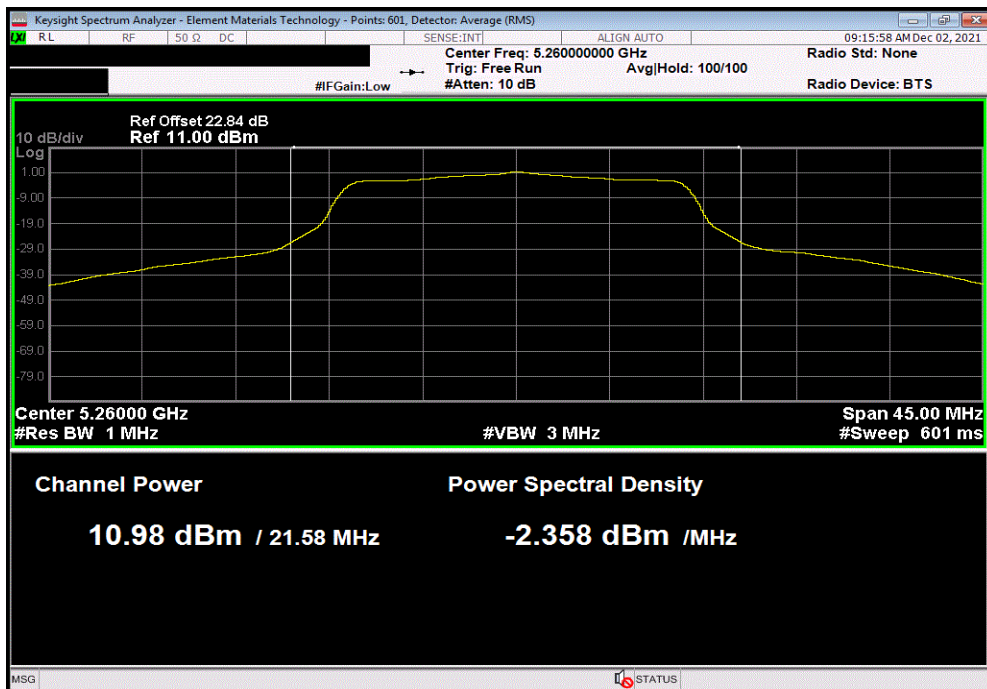


TuTx 2021.10.29.2 XMI 2020.12.30.0

20 MHz, 802.11(a) 6 Mbps, Ch 64, High Channel 5320 MHz						
	Avg Cond Pwr (dBm)	Duty Cycle Factor (dB)	Out Pwr (dBm)	Limit (dBm)	Result	
	11.846	0	11.8	24	Pass	



20 MHz, 802.11(a) 36 Mbps, Ch 52, Low Channel 5260 MHz						
	Avg Cond Pwr (dBm)	Duty Cycle Factor (dB)	Out Pwr (dBm)	Limit (dBm)	Result	
	10.982	0.2	11.2	24	Pass	

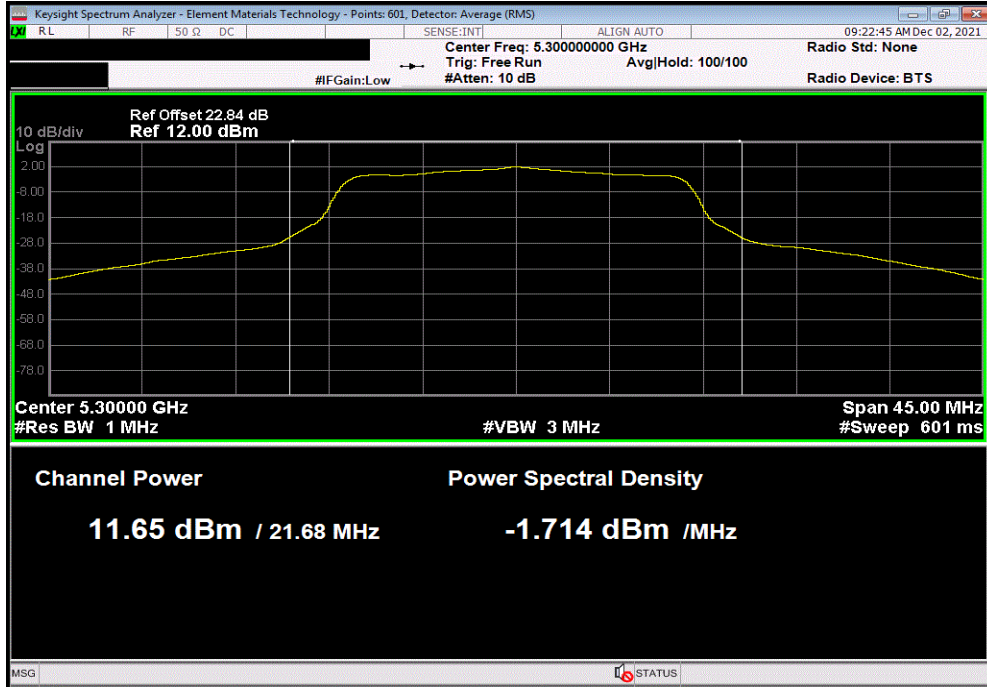


MAXIMUM CONDUCTED OUTPUT POWER - 5.3 GHz BAND

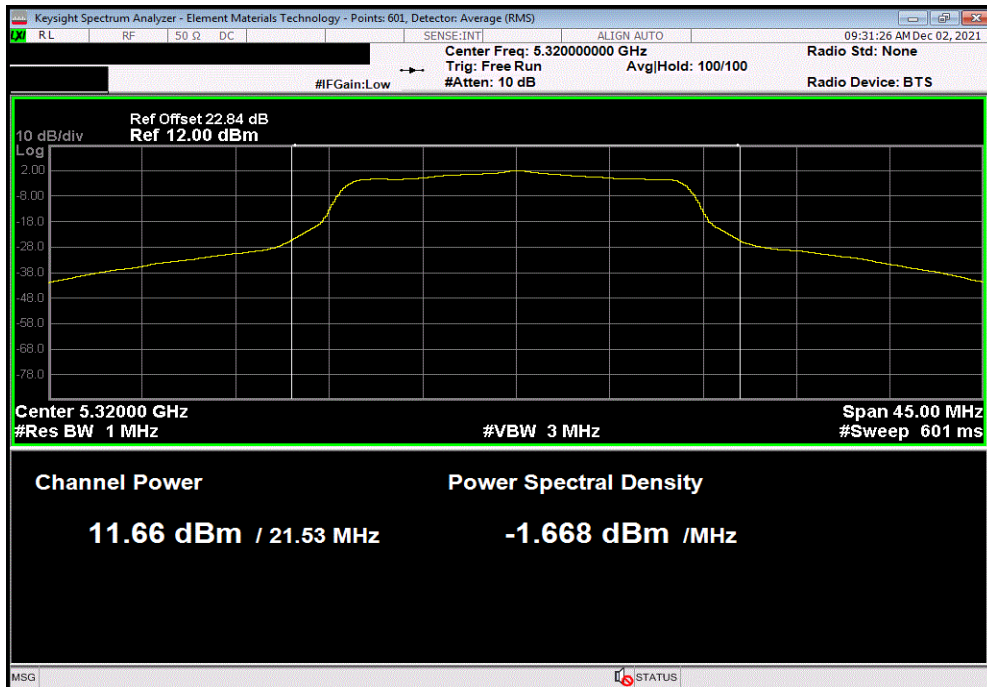


TuTx 2021.10.29.2 XMI 2020.12.30.0

20 MHz, 802.11(a) 36 Mbps, Ch 60, Mid Channel 5300 MHz						
Avg Cond Pwr (dBm)	Duty Cycle Factor (dB)	Out Pwr (dBm)	Limit (dBm)	Result		
11.647	0.2	11.8	24	Pass		



20 MHz, 802.11(a) 36 Mbps, Ch 64, High Channel 5320 MHz						
Avg Cond Pwr (dBm)	Duty Cycle Factor (dB)	Out Pwr (dBm)	Limit (dBm)	Result		
11.662	0.2	11.9	24	Pass		

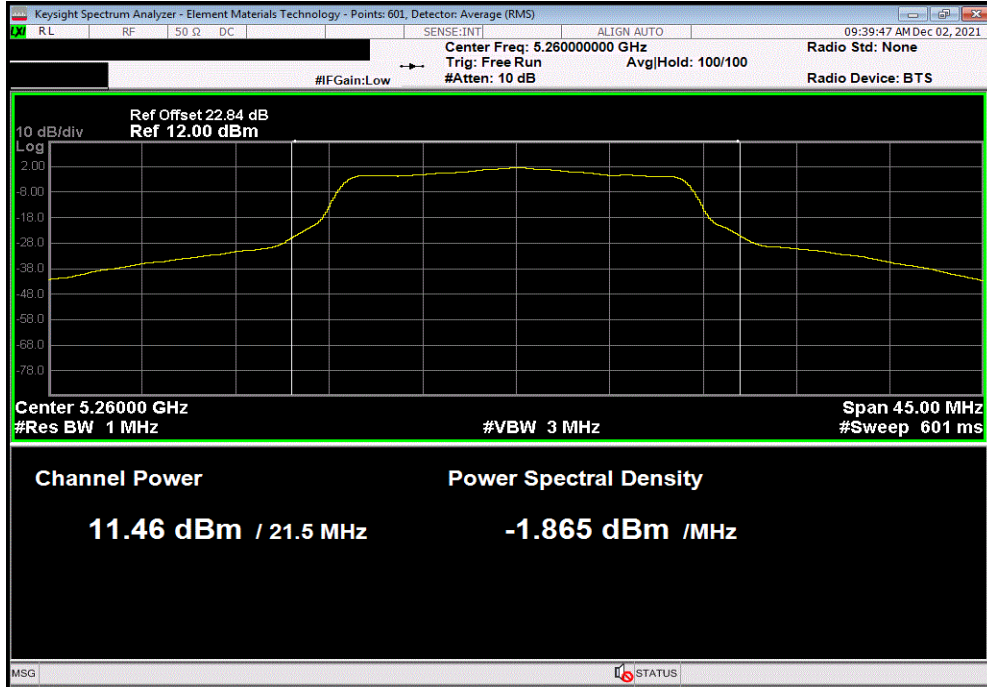


MAXIMUM CONDUCTED OUTPUT POWER - 5.3 GHz BAND

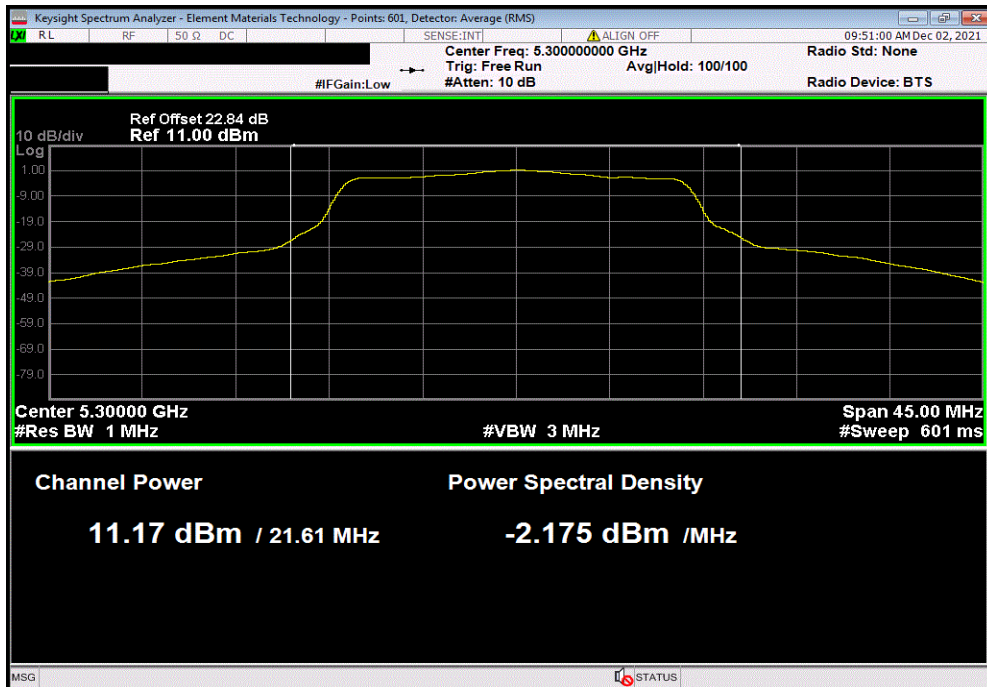


TuTx 2021.10.29.2 XMI 2020.12.30.0

20 MHz, 802.11(a) 54 Mbps, Ch 52, Low Channel 5260 MHz						
Avg Cond Pwr (dBm)	Duty Cycle Factor (dB)	Out Pwr (dBm)	Limit (dBm)	Result		
11.459	0.3	11.8	24	Pass		



20 MHz, 802.11(a) 54 Mbps, Ch 60, Mid Channel 5300 MHz						
Avg Cond Pwr (dBm)	Duty Cycle Factor (dB)	Out Pwr (dBm)	Limit (dBm)	Result		
11.171	0.3	11.5	24	Pass		

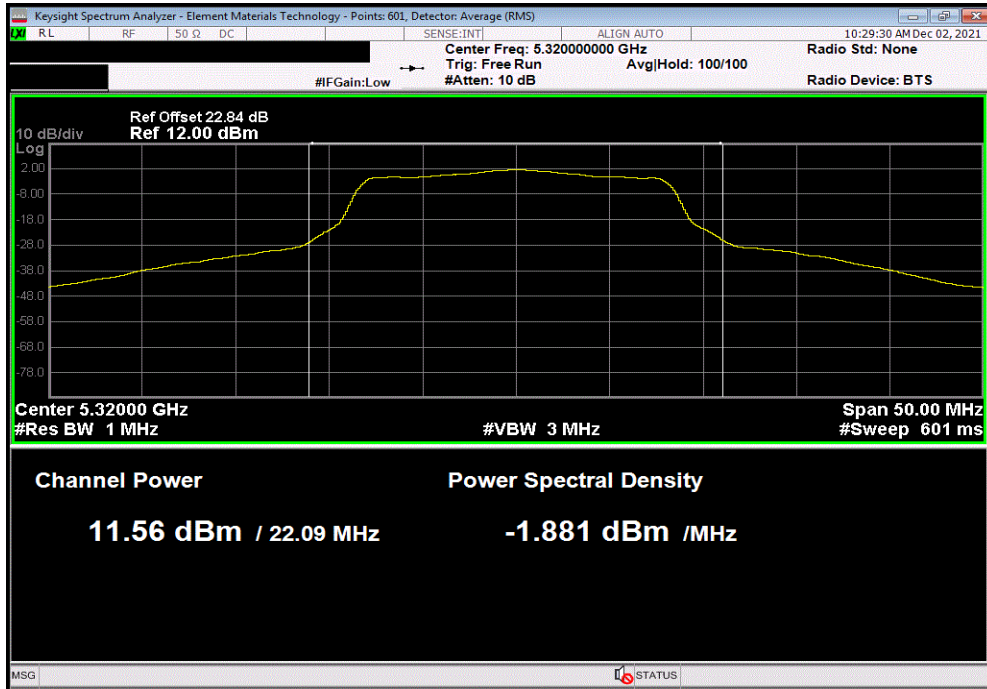


MAXIMUM CONDUCTED OUTPUT POWER - 5.3 GHz BAND

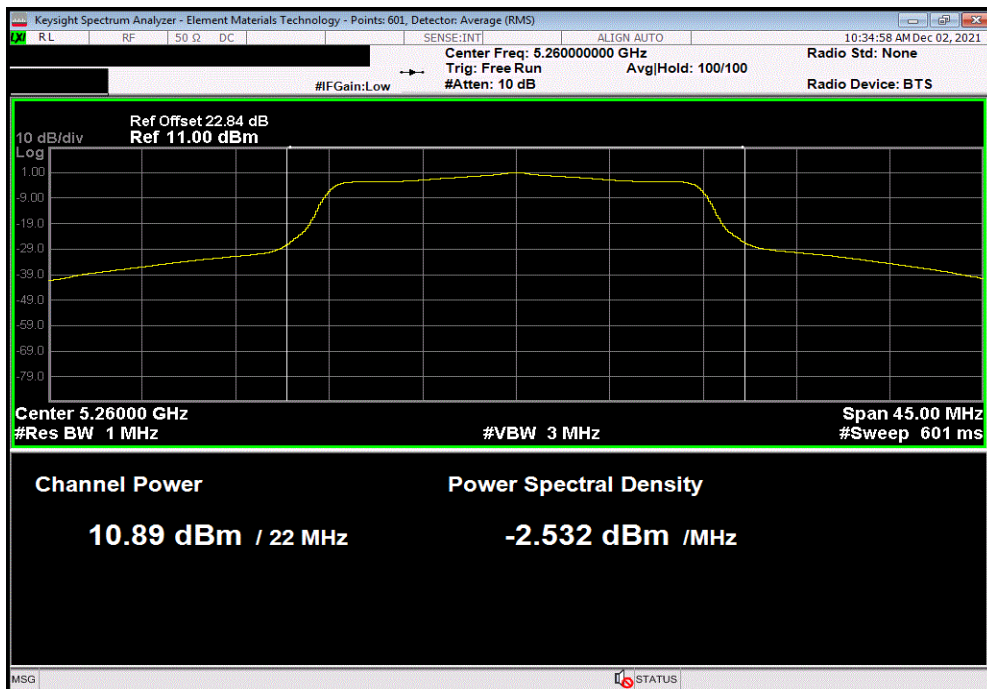


TuTx 2021.10.29.2 XMI 2020.12.30.0

20 MHz, 802.11(a) 54 Mbps, Ch 64, High Channel 5320 MHz						
	Avg Cond Pwr (dBm)	Duty Cycle Factor (dB)	Out Pwr (dBm)	Limit (dBm)	Result	
	11.561	0.3	11.9	24	Pass	



20 MHz, 802.11(n) MCS0, Ch 52, Low Channel 5260 MHz						
	Avg Cond Pwr (dBm)	Duty Cycle Factor (dB)	Out Pwr (dBm)	Limit (dBm)	Result	
	10.892	0	10.9	24	Pass	

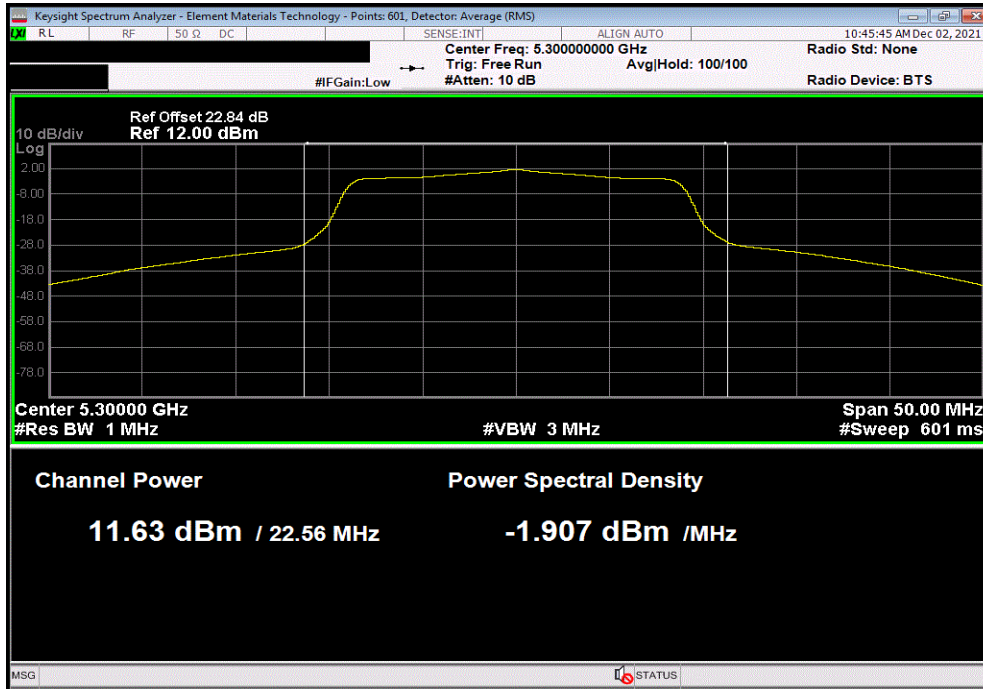


MAXIMUM CONDUCTED OUTPUT POWER - 5.3 GHz BAND

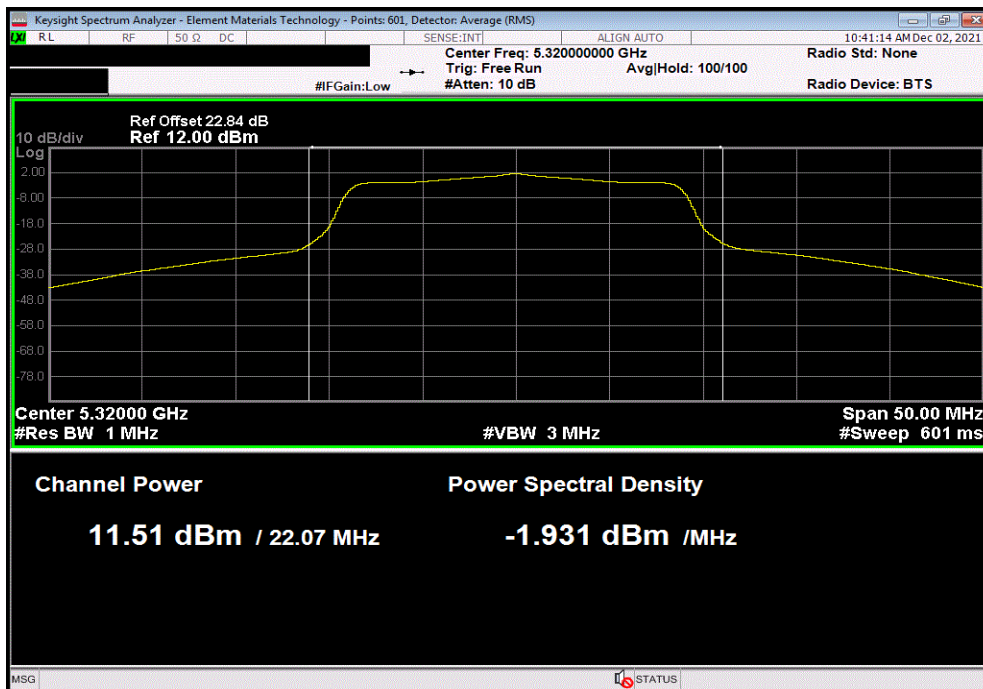


TuTx 2021.10.29.2 XMt 2020.12.30.0

20 MHz, 802.11(n) MCS0, Ch 60, Mid Channel 5300 MHz						
Avg Cond Pwr (dBm)	Duty Cycle Factor (dB)	Out Pwr (dBm)	Limit (dBm)	Result		
11.626	0	11.6	24	Pass		



20 MHz, 802.11(n) MCS0, Ch 64, High Channel 5320 MHz						
Avg Cond Pwr (dBm)	Duty Cycle Factor (dB)	Out Pwr (dBm)	Limit (dBm)	Result		
11.508	0	11.5	24	Pass		

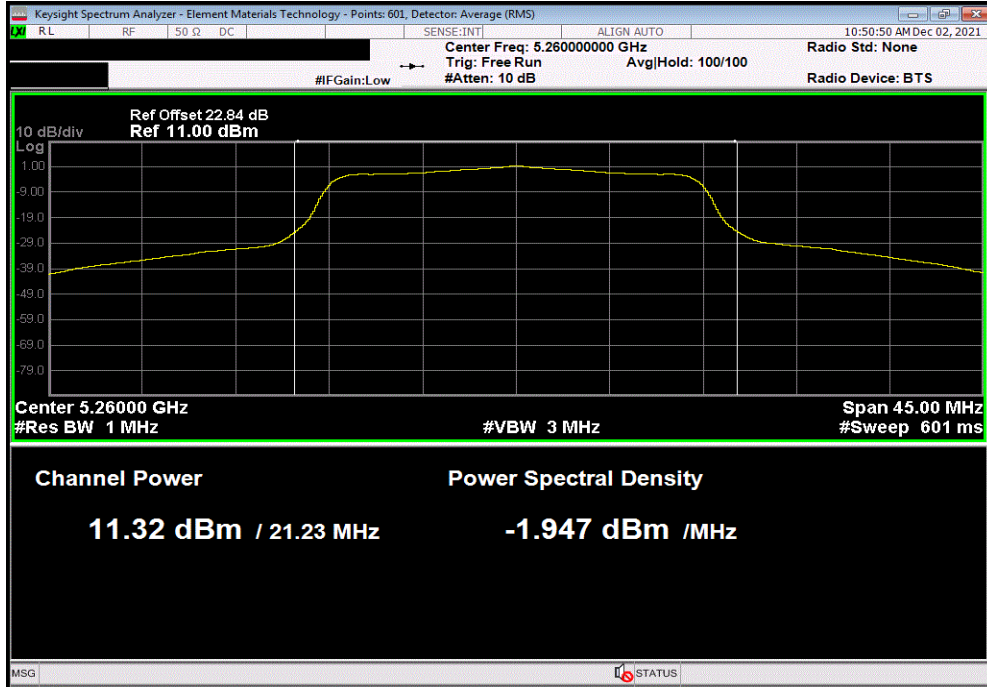


MAXIMUM CONDUCTED OUTPUT POWER - 5.3 GHz BAND

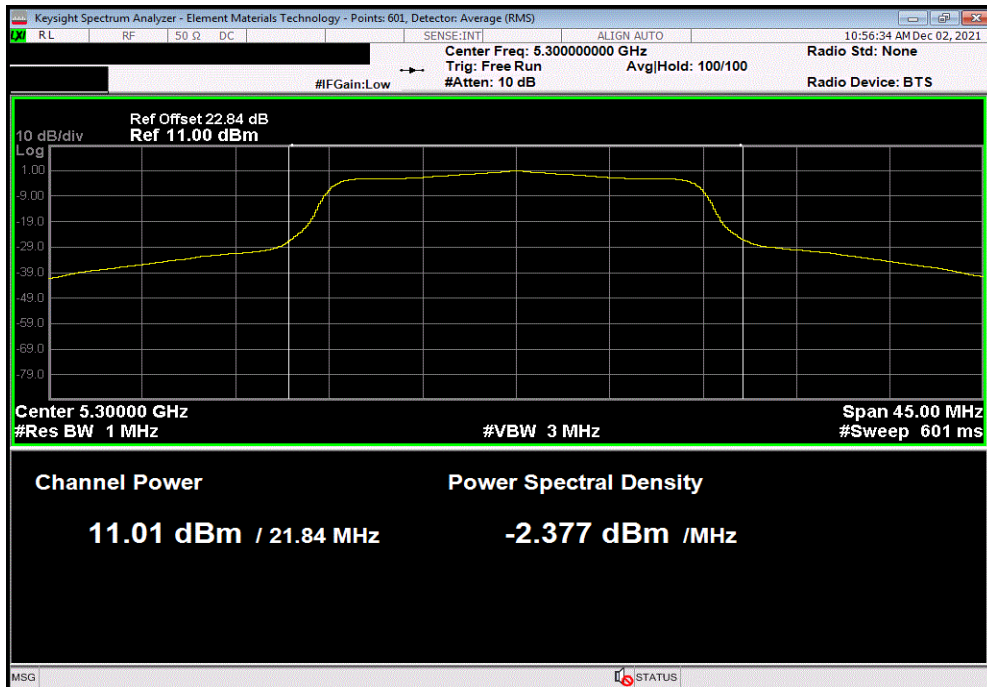


TuTx 2021.10.29.2 XMit 2020.12.30.0

20 MHz, 802.11(n) MCS7, Ch 52, Low Channel 5260 MHz						
Avg Cond Pwr (dBm)	Duty Cycle Factor (dB)	Out Pwr (dBm)	Limit (dBm)	Result		
11.323	0.4	11.7	24	Pass		



20 MHz, 802.11(n) MCS7, Ch 60, Mid Channel 5300 MHz						
Avg Cond Pwr (dBm)	Duty Cycle Factor (dB)	Out Pwr (dBm)	Limit (dBm)	Result		
11.015	0.4	11.4	24	Pass		

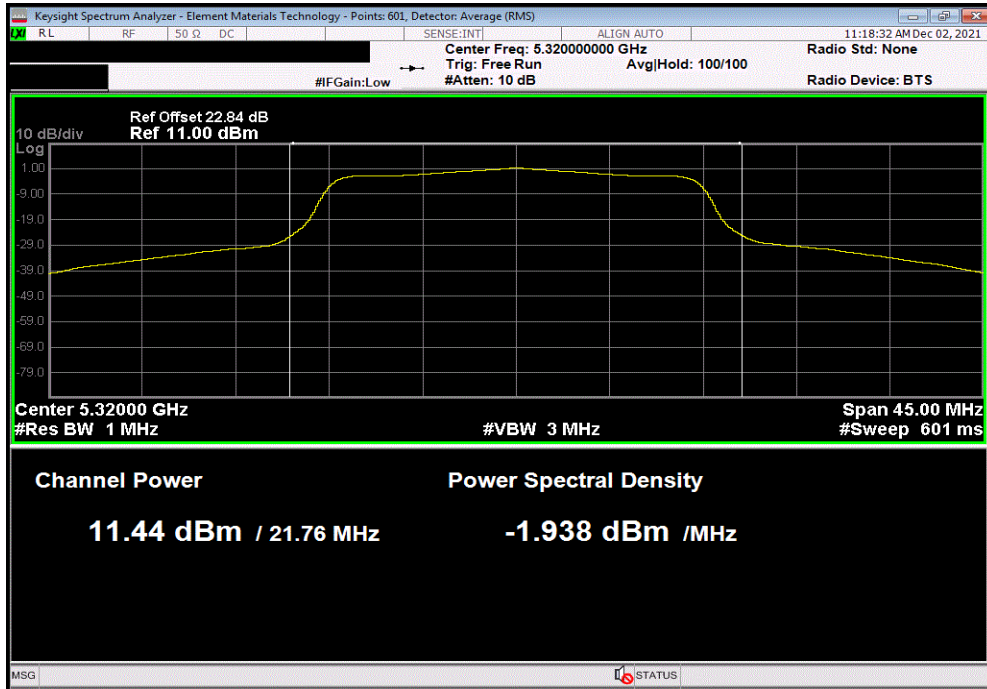


MAXIMUM CONDUCTED OUTPUT POWER - 5.3 GHz BAND

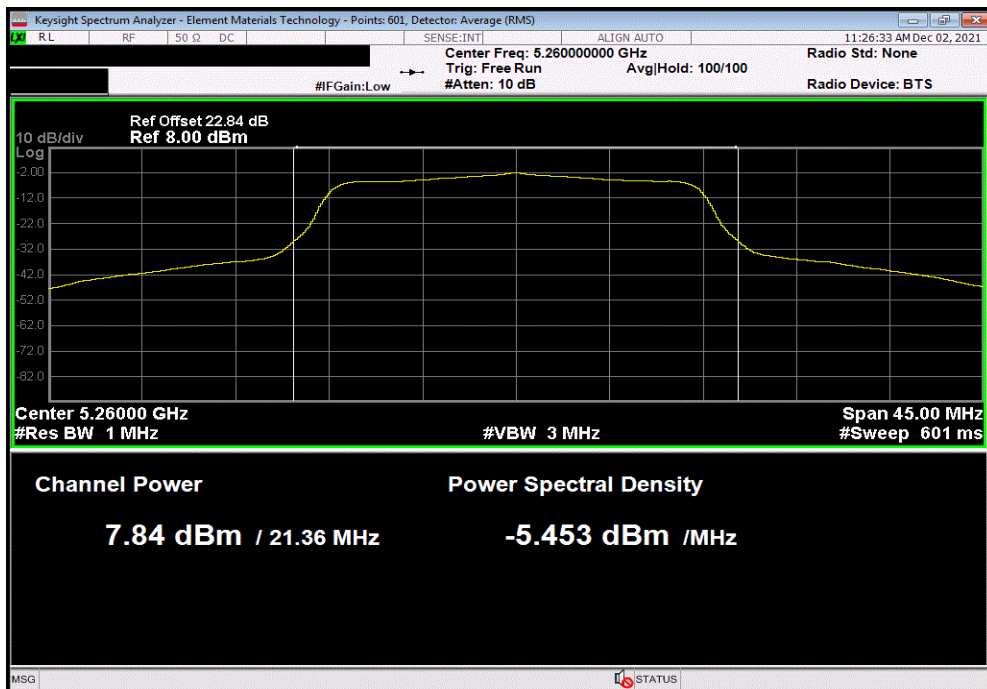


TuTx 2021.10.29.2 XMI 2020.12.30.0

20 MHz, 802.11(n) MCS7, Ch 64, High Channel 5320 MHz						
	Avg Cond Pwr (dBm)	Duty Cycle Factor (dB)	Out Pwr (dBm)	Limit (dBm)	Result	
	11.438	0.4	11.8	24	Pass	



20 MHz, 802.11(ac) MCS8 (256-QAM), Ch 52, Low Channel 5260 MHz						
	Avg Cond Pwr (dBm)	Duty Cycle Factor (dB)	Out Pwr (dBm)	Limit (dBm)	Result	
	7.844	0.4	8.2	24	Pass	

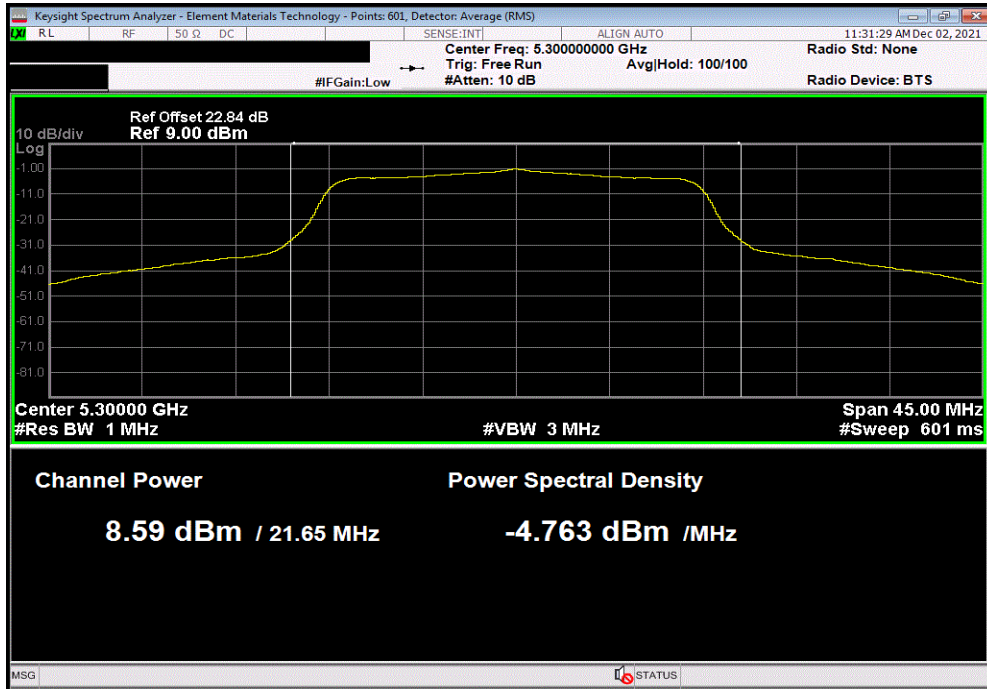


MAXIMUM CONDUCTED OUTPUT POWER - 5.3 GHz BAND

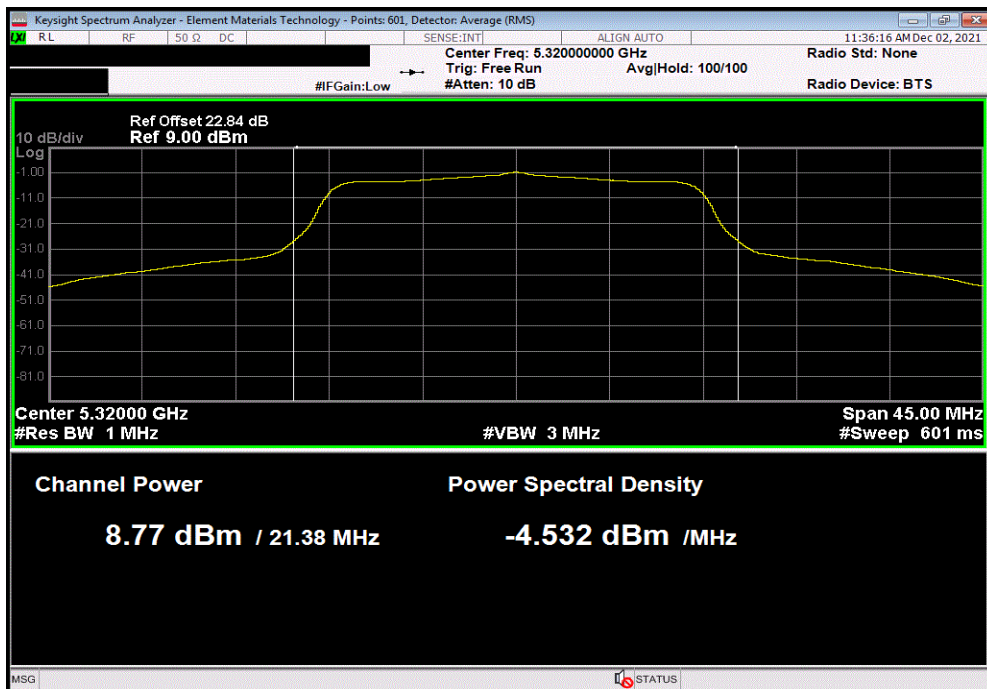


TuTx 2021.10.29.2 XMt 2020.12.30.0

20 MHz, 802.11(ac) MCS8 (256-QAM), Ch 60, Mid Channel 5300 MHz						
Avg Cond Pwr (dBm)	Duty Cycle Factor (dB)	Out Pwr (dBm)	Limit (dBm)	Result		
8.591	0.4	9	24	Pass		



20 MHz, 802.11(ac) MCS8 (256-QAM), Ch 64, High Channel 5320 MHz						
Avg Cond Pwr (dBm)	Duty Cycle Factor (dB)	Out Pwr (dBm)	Limit (dBm)	Result		
8.768	0.4	9.2	24	Pass		

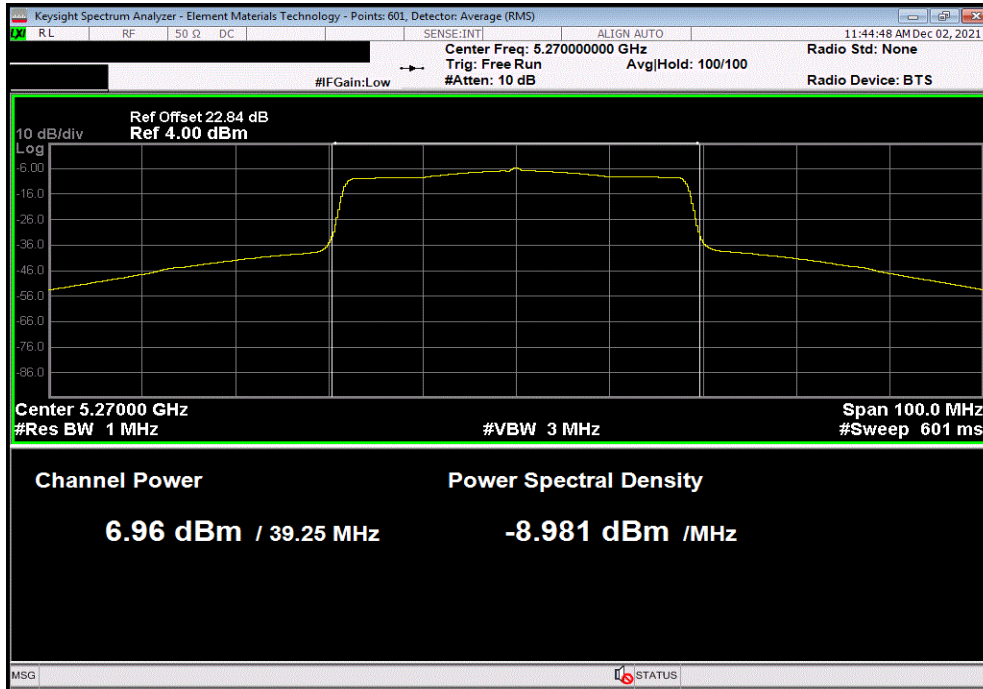


MAXIMUM CONDUCTED OUTPUT POWER - 5.3 GHz BAND

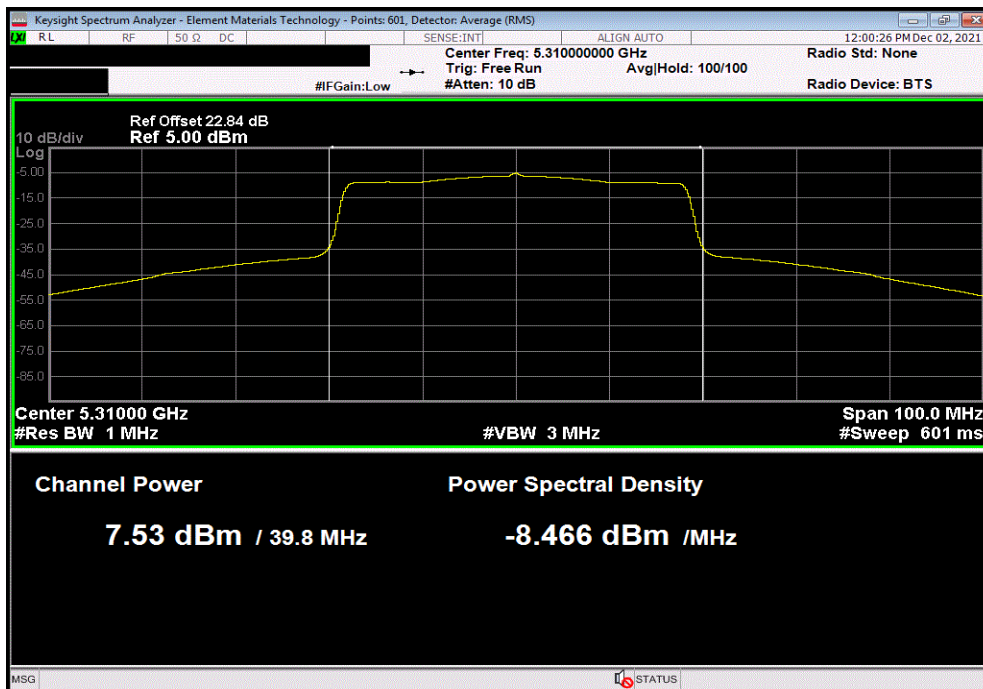


TuTx 2021.10.29.2 XMI 2020.12.30.0

40 MHz, 802.11(n) MCS0, Ch 52/56, Low Channel 5270 MHz						
Avg Cond Pwr (dBm)	Duty Cycle Factor (dB)	Out Pwr (dBm)	Limit (dBm)	Result		
6.957	0.1	7.1	24	Pass		



40 MHz, 802.11(n) MCS0, Ch 60/64, High Channel 5310 MHz						
Avg Cond Pwr (dBm)	Duty Cycle Factor (dB)	Out Pwr (dBm)	Limit (dBm)	Result		
7.533	0.1	7.6	24	Pass		

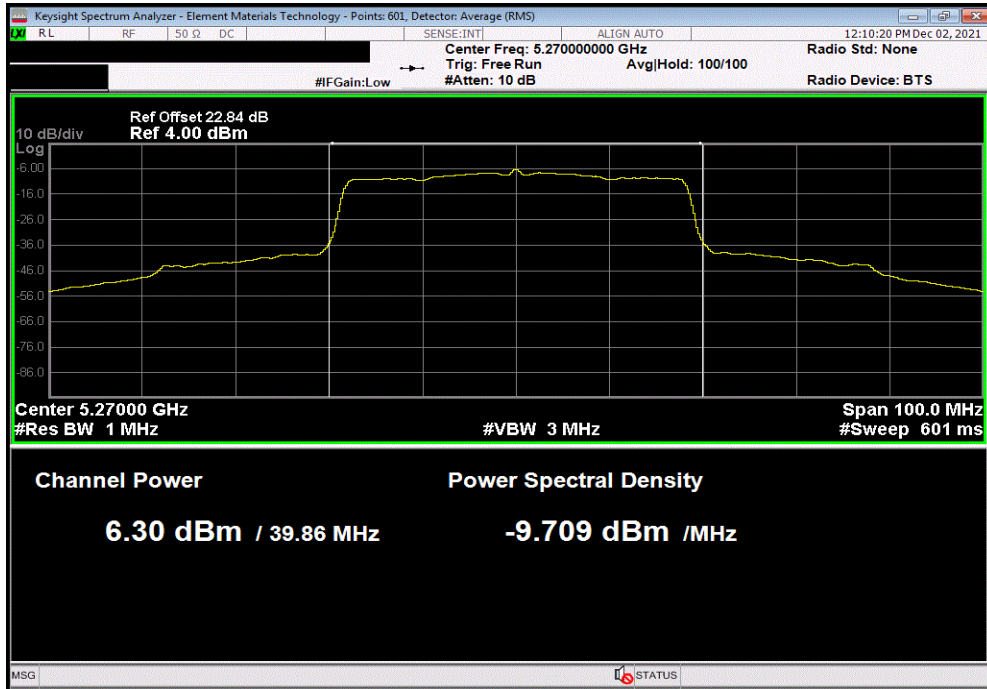


MAXIMUM CONDUCTED OUTPUT POWER - 5.3 GHz BAND

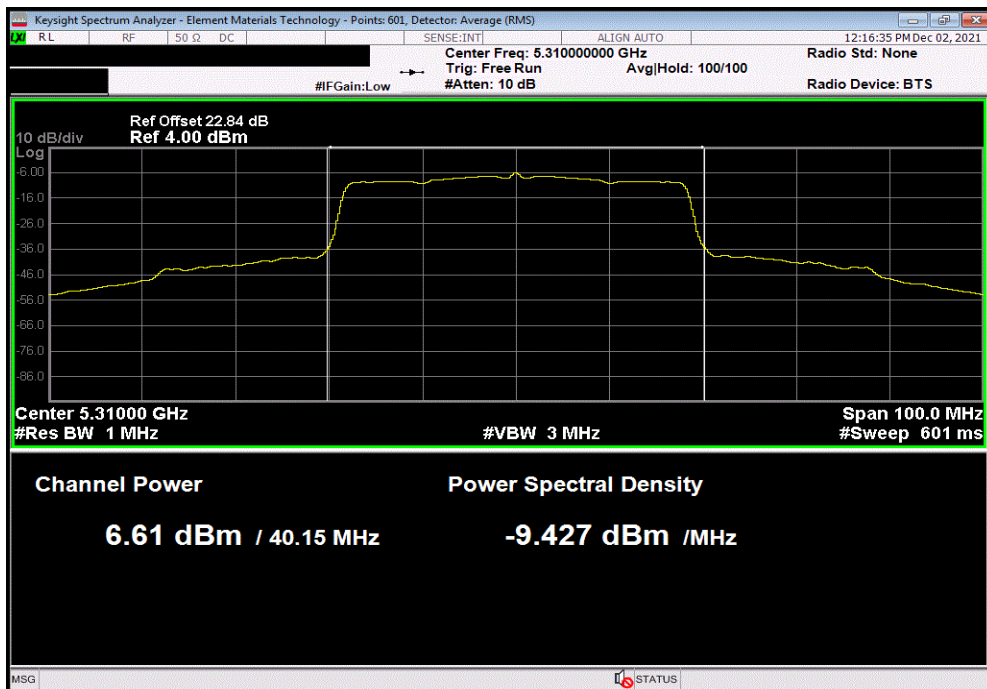


TuTx 2021.10.29.2 XMI 2020.12.30.0

40 MHz, 802.11(n) MCS7, Ch 52/56, Low Channel 5270 MHz						
Avg Cond Pwr (dBm)	Duty Cycle Factor (dB)	Out Pwr (dBm)	Limit (dBm)	Result		
6.296	0.6	6.9	24	Pass		



40 MHz, 802.11(n) MCS7, Ch 60/64, High Channel 5310 MHz						
Avg Cond Pwr (dBm)	Duty Cycle Factor (dB)	Out Pwr (dBm)	Limit (dBm)	Result		
6.61	0.6	7.2	24	Pass		

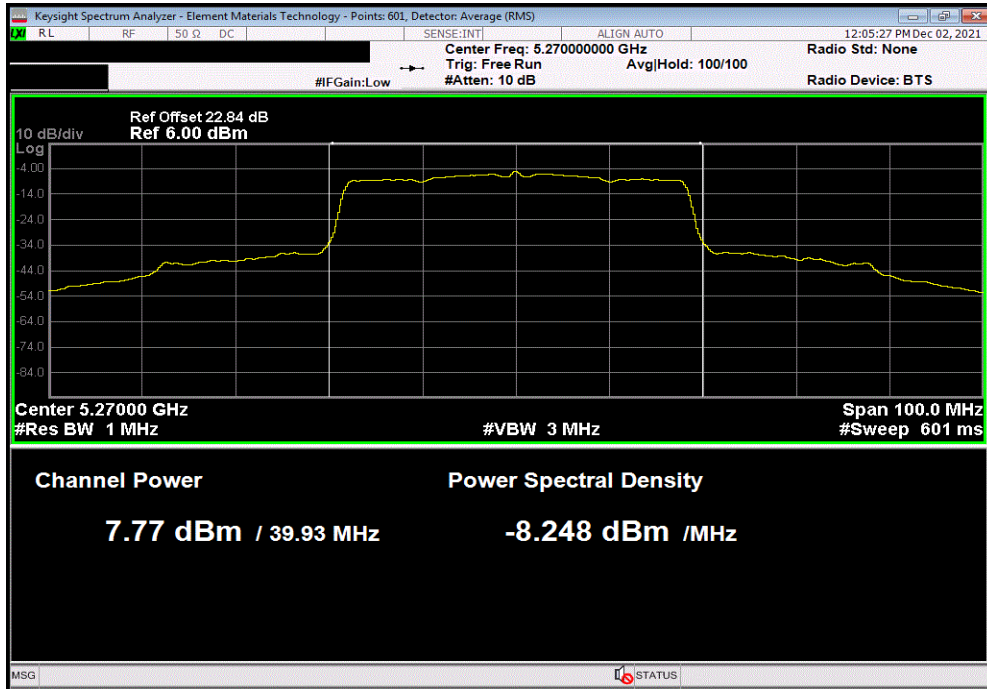


MAXIMUM CONDUCTED OUTPUT POWER - 5.3 GHz BAND

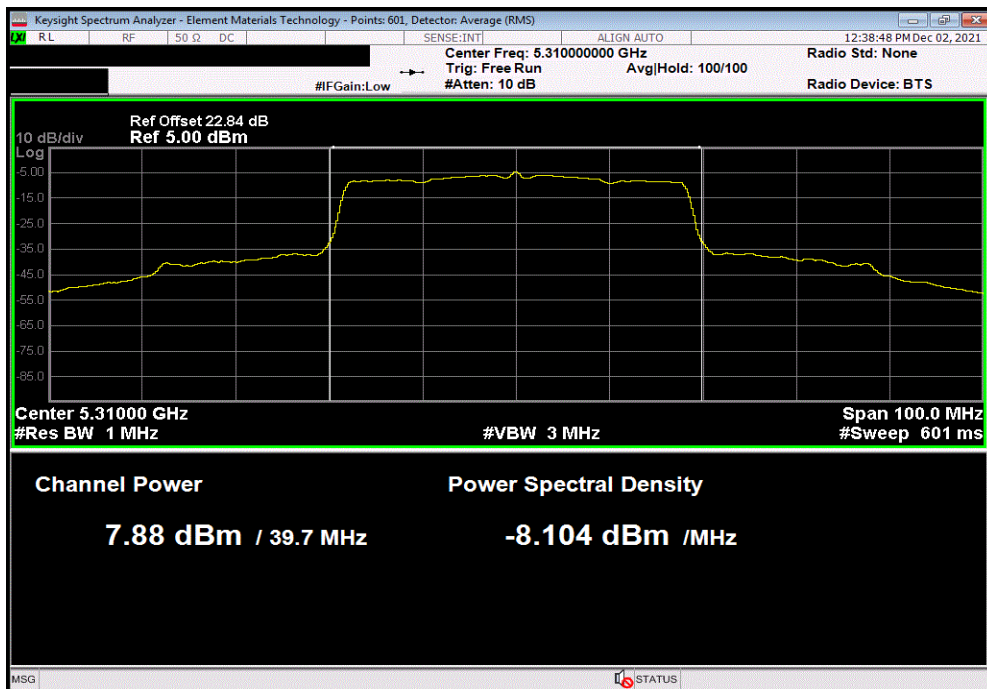


TuTx 2021.10.29.2 XMt 2020.12.30.0

40 MHz, 802.11(ac) MCS9 (256-QAM), Ch 52/56, Low Channel 5270 MHz						
	Avg Cond Pwr (dBm)	Duty Cycle Factor (dB)	Out Pwr (dBm)	Limit (dBm)	Result	
	7.766	0.7	8.5	24	Pass	



40 MHz, 802.11(ac) MCS9 (256-QAM), Ch 60/64 High Channel 5310 MHz						
	Avg Cond Pwr (dBm)	Duty Cycle Factor (dB)	Out Pwr (dBm)	Limit (dBm)	Result	
	7.884	0.7	8.6	24	Pass	

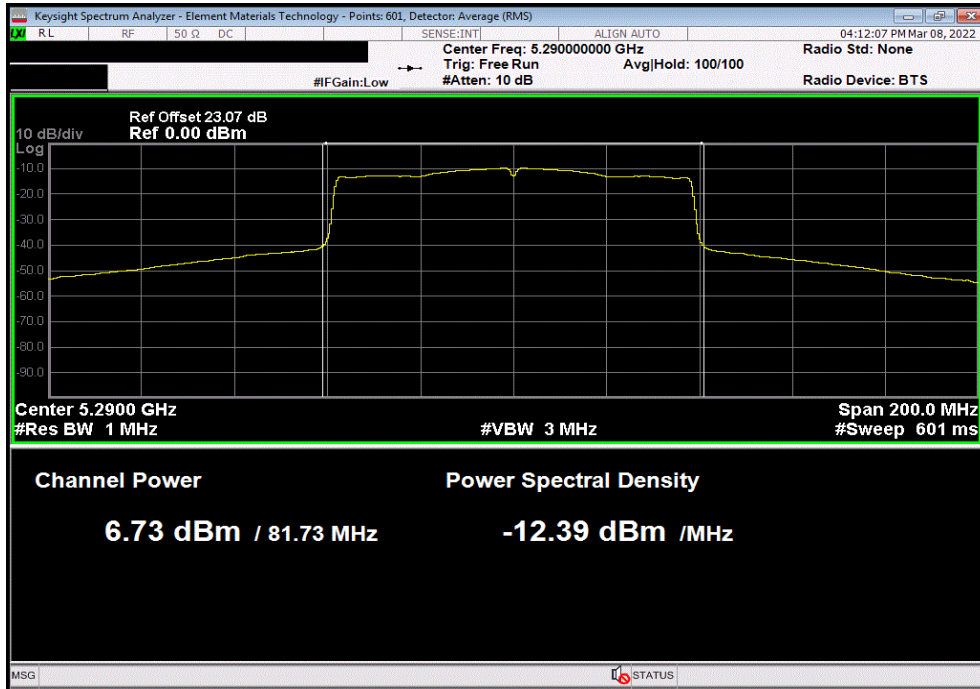


MAXIMUM CONDUCTED OUTPUT POWER - 5.3 GHz BAND

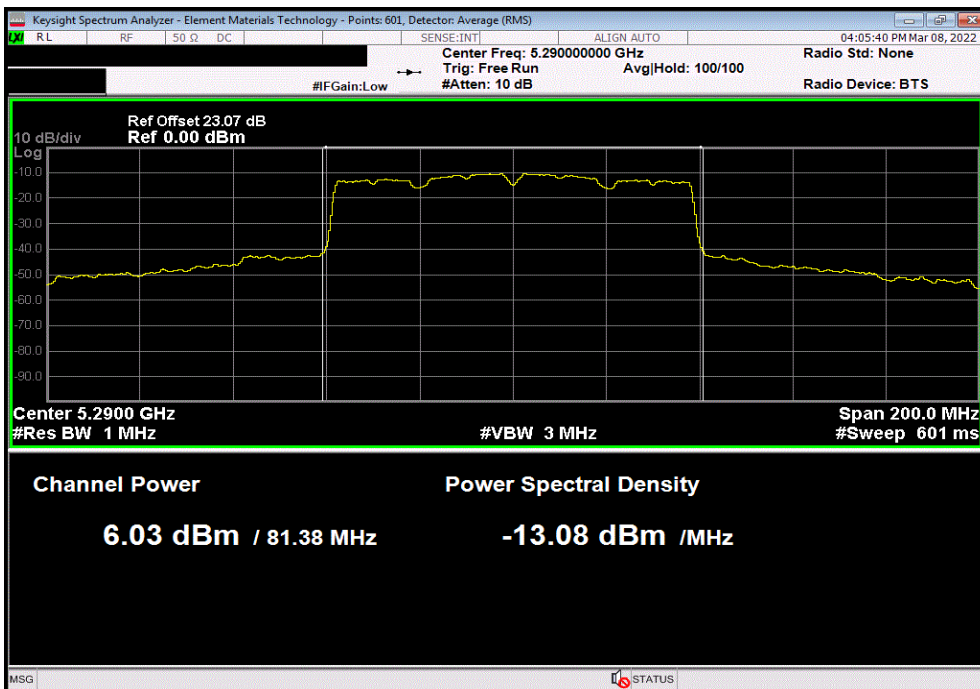


TuTx 2021.10.29.2 XMI 2020.12.30.0

80 MHz, 802.11(ac) MCS0, Ch 52-64, Low Channel 5290 MHz						
Avg Cond Pwr (dBm)	Duty Cycle Factor (dB)	Out Pwr (dBm)	Limit (dBm)	Result		
6.73	0.2	6.93	24	Pass		



80 MHz, 802.11(ac) MCS9 (256-QAM), Ch 52-64, Low Channel 5290 MHz						
Avg Cond Pwr (dBm)	Duty Cycle Factor (dB)	Out Pwr (dBm)	Limit (dBm)	Result		
6.03	1	7.03	24	Pass		



MAXIMUM CONDUCTED OUTPUT POWER - 5.6 GHz BAND



XMit 2020.12.30.0

Testing was performed using the mode(s) of operation and configuration(s) noted within the report. The individuals and/or the organization requesting the test provided the modes, configurations and settings used to complete the evaluation. The actual test parameters are specified in the test data, this includes items such as investigated frequency range (scanned) and test levels. The testing methods and performance specifications, as well as the test site used for the evaluation are indicated in the test data.

TEST EQUIPMENT

Description	Manufacturer	Model	ID	Last Cal.	Cal. Due
Generator - Signal	Agilent	N5181A	TIG	2020-04-16	2023-04-16
Cable	Micro-Coax	UFD150A-1-0720-200200	EVK	2021-03-14	2022-03-14
Attenuator	S.M. Electronics	SA26B-20	AUY	2021-03-14	2022-03-14
Block - DC	Fairview Microwave	SD3379	AMW	2021-03-14	2022-03-14
Analyzer - Spectrum Analyzer	Keysight	N9010A	AFO	2021-07-06	2022-07-06

TEST DESCRIPTION

The measurement was made using a direct connection between the RF output of the EUT and a spectrum analyzer.

The transmit frequency was set to the required channels in each band. The transmit power was set to its default maximum. The radio was operated in the modes as shown in the following data sheets.

Prior to measuring maximum transmit power; the emission bandwidth (B) and the transmission pulse duration (T) were measured. The method of measuring the emission bandwidth and the associated data are found elsewhere in this test report. The transmission pulse duration (T) was measured using a zero span on the spectrum analyzer to see the pulses in the time domain.

The maximum conducted output power was measured using ANSI C63.10:2013, Clause 12.3.2.4, Method SA-2 (RMS detection and trace averaging across the on and off times of the EUT transmission and use of a duty cycle correction factor).

The spectrum analyzer settings were set per the guidance as well as the following specifics:

- RMS Detector
- Trace average 100 traces in power averaging mode.
- Power was integrated across "B", by using the channel power function of the analyzer.

A duty cycle correction factor was added to the measurement using the results of the formula of $10 \cdot \text{LOG}(1/D)$ where D is the duty cycle.

MAXIMUM CONDUCTED OUTPUT POWER - 5.6 GHz BAND



Tel: 2021.10.29.2 XM: 2020.12.30.0

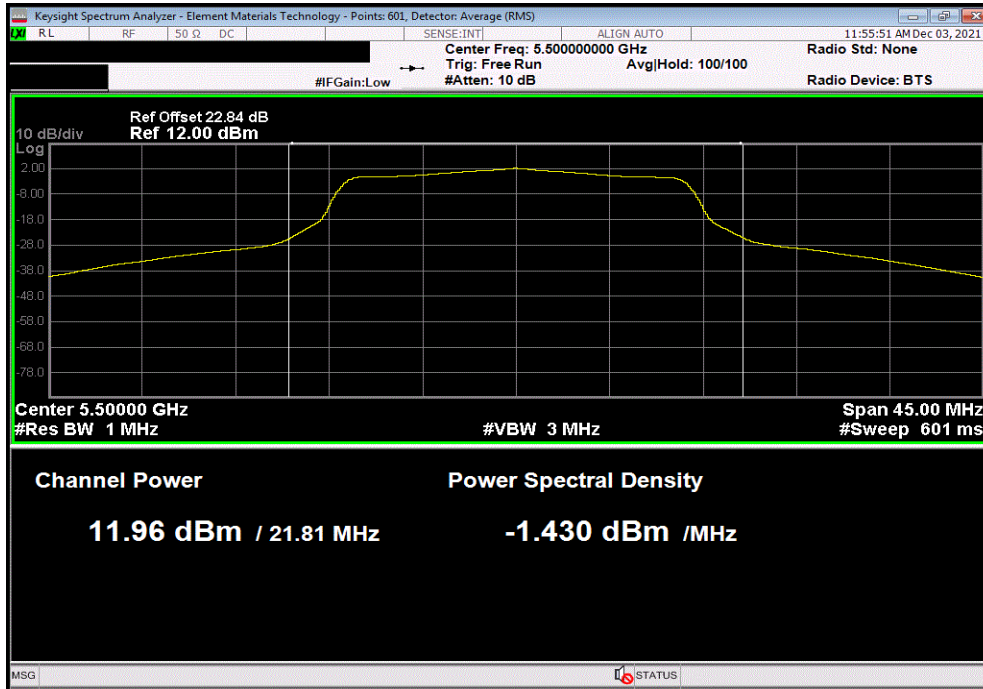
EUT: A-dec Gateway		Work Order: A-DE0169			
Serial Number: 521A000118		Date: 7-Mar-22			
Customer: A-dec, Inc.		Temperature: 20.2 °C			
Attendees: None		Humidity: 40.8% RH			
Project: None		Barometric Pres.: 1025 mbar			
Tested by: Jeff Alcock		Power: 24 VDC via 110VAC/60Hz			
		Job Site: EV06			
TEST SPECIFICATIONS					
FCC 15.407:2021		Test Method: ANSI C63.10:2013			
COMMENTS					
Reference level offset includes: DC block, 20 dB attenuator, and measurement cable.					
DEVIATIONS FROM TEST STANDARD					
None					
Configuration #	3	Signature			
	Avg Cond Pwr (dBm)	Duty Cycle Factor (dB)	Out Pwr (dBm)	Limit (dBm)	Result
20 MHz					
802.11(a) 6 Mbps					
Ch 100, Low Channel 5500 MHz	11.955	0	12	24	Pass
Ch 116, Mid Channel 5580 MHz	11.446	0	11.4	24	Pass
Ch 140, High Channel 5700 MHz	11.677	0	11.7	24	Pass
802.11(a) 36 Mbps					
Ch 100, Low Channel 5500 MHz	11.757	0.2	12	24	Pass
Ch 116, Mid Channel 5580 MHz	11.263	0.2	11.5	24	Pass
Ch 140, High Channel 5700 MHz	11.448	0.2	11.6	24	Pass
802.11(a) 54 Mbps					
Ch 100, Low Channel 5500 MHz	11.65	0.3	12	24	Pass
Ch 116, Mid Channel 5580 MHz	11.523	0.3	11.8	24	Pass
Ch 140, High Channel 5700 MHz	11.427	0.3	11.7	24	Pass
802.11(n) MCS0					
Ch 100, Low Channel 5500 MHz	11.733	0	11.7	24	Pass
Ch 116, Mid Channel 5580 MHz	11.651	0	11.7	24	Pass
Ch 140, High Channel 5700 MHz	10.819	0	10.8	24	Pass
802.11(n) MCS7					
Ch 100, Low Channel 5500 MHz	11.43	0.4	11.8	24	Pass
Ch 116, Mid Channel 5580 MHz	10.903	0.4	11.3	24	Pass
Ch 140, High Channel 5700 MHz	11.09	0.4	11.5	24	Pass
802.11(ac) MCS8 (256-QAM)					
Ch 100, Low Channel 5500 MHz	8.79	0.4	9.2	24	Pass
Ch 116, Mid Channel 5580 MHz	8.777	0.4	9.2	24	Pass
Ch 140, High Channel 5700 MHz	8.545	0.4	8.9	24	Pass
40 MHz					
802.11(n) MCS0					
Ch 100/104, Low Channel 5510 MHz	7.976	0.1	8.1	24	Pass
Ch 116/120, Mid Channel 5590 MHz	7.424	0.1	7.5	24	Pass
Ch 132/136, High Channel 5670 MHz	7.165	0.1	7.2	24	Pass
802.11(n) MCS7					
Ch 100/104, Low Channel 5510 MHz	7.41	0.6	8	24	Pass
Ch 116/120, Mid Channel 5590 MHz	7.491	0.6	8.1	24	Pass
Ch 132/136, High Channel 5670 MHz	7.283	0.6	7.8	24	Pass
802.11(ac) MCS9 (256-QAM)					
Ch 100/104, Low Channel 5510 MHz	8.112	0.7	8.8	24	Pass
Ch 116/120, Mid Channel 5590 MHz	8.291	0.7	9	24	Pass
Ch 132/136, High Channel 5670 MHz	8.162	0.7	8.8	24	Pass
80 MHz					
802.11(ac) MCS0					
Ch 100-112, Low Channel 5530 MHz	6.62	0.2	6.82	24	Pass
Ch 116-128, High Channel 5610 MHz	5.92	0.2	6.12	24	Pass
802.11(ac) MCS9 (256-QAM)					
Ch 100-112, Low Channel 5530 MHz	5.8	1	6.8	24	Pass
Ch 116-128, High Channel 5610 MHz	5.03	1	6.03	24	Pass

MAXIMUM CONDUCTED OUTPUT POWER - 5.6 GHz BAND

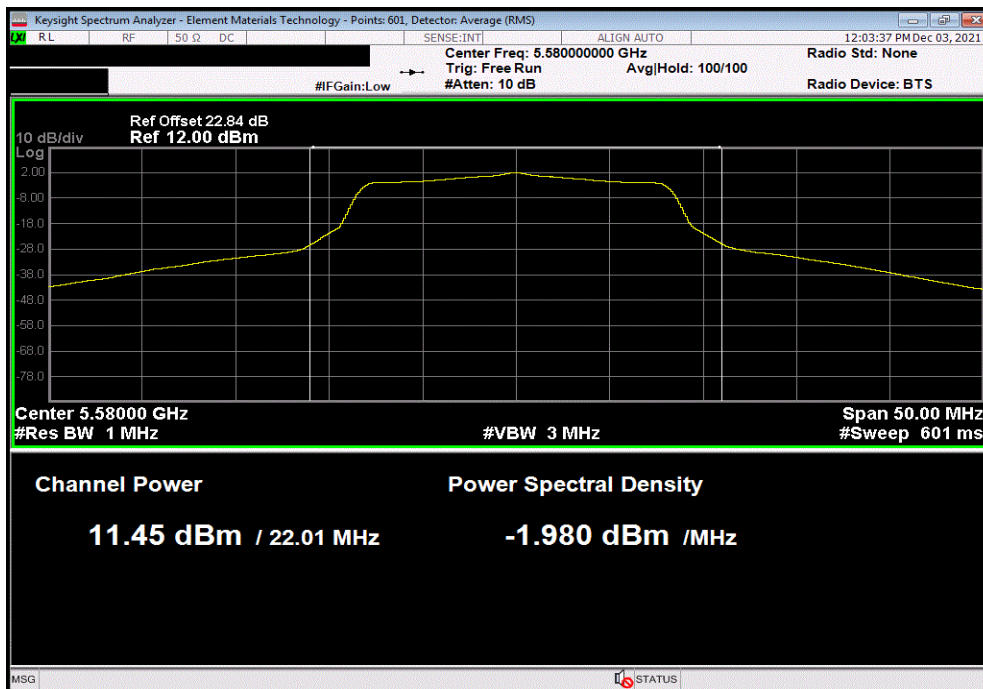


TuTx 2021.10.29.2 XMt 2020.12.30.0

20 MHz, 802.11(a) 6 Mbps, Ch 100, Low Channel 5500 MHz						
Avg Cond Pwr (dBm)	Duty Cycle Factor (dB)	Out Pwr (dBm)	Limit (dBm)	Result		
11.955	0	12	24	Pass		



20 MHz, 802.11(a) 6 Mbps, Ch 116, Mid Channel 5580 MHz						
Avg Cond Pwr (dBm)	Duty Cycle Factor (dB)	Out Pwr (dBm)	Limit (dBm)	Result		
11.446	0	11.4	24	Pass		

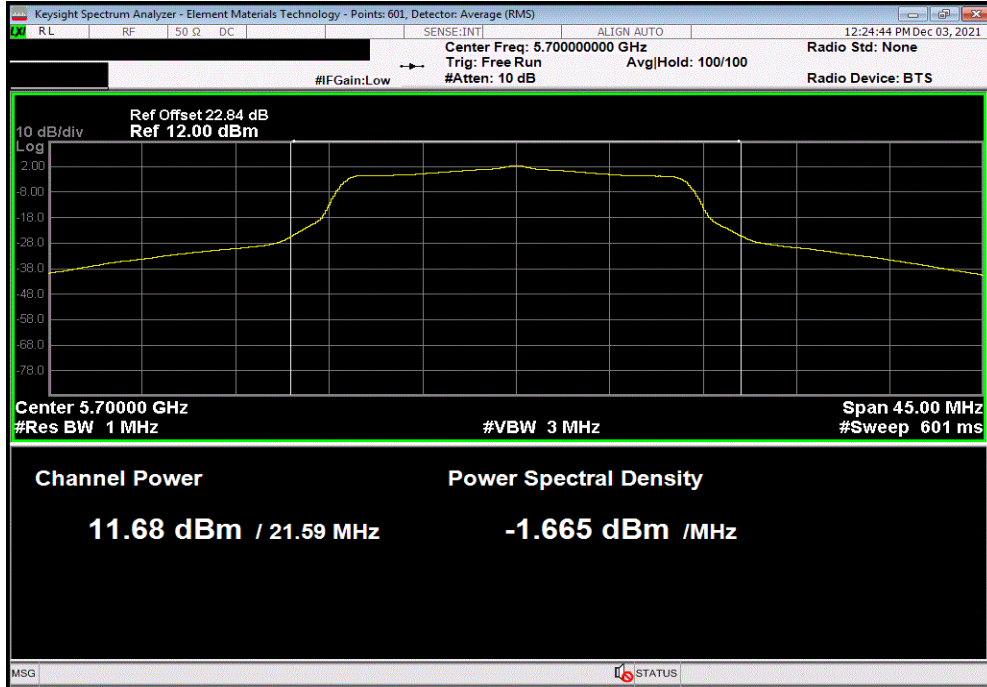


MAXIMUM CONDUCTED OUTPUT POWER - 5.6 GHz BAND

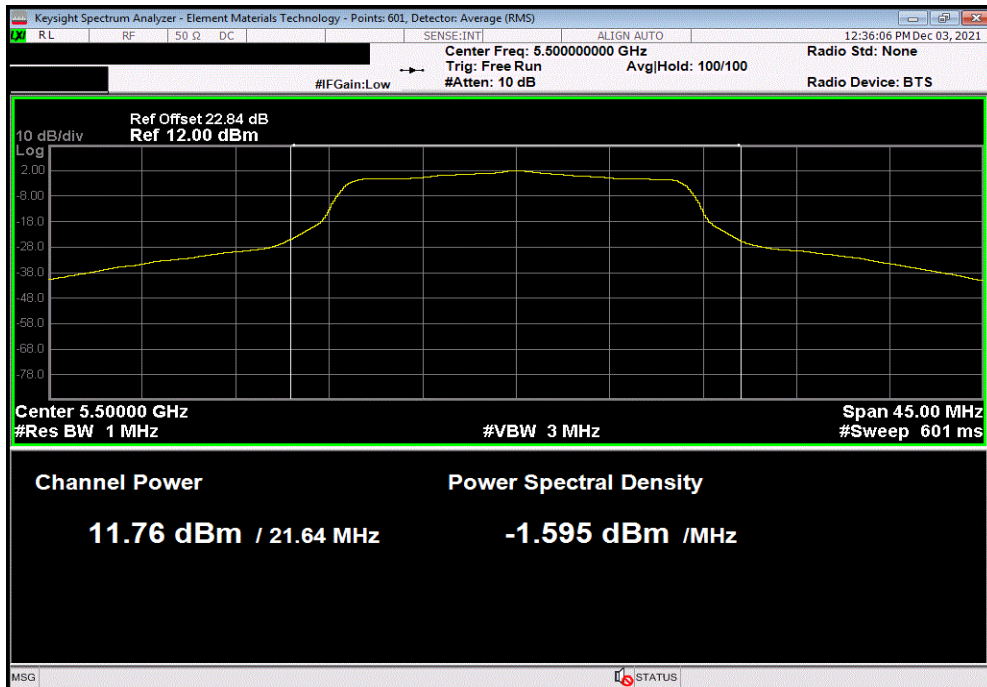


TuTx 2021.10.29.2 XMI 2020.12.30.0

20 MHz, 802.11(a) 6 Mbps, Ch 140, High Channel 5700 MHz						
	Avg Cond Pwr (dBm)	Duty Cycle Factor (dB)	Out Pwr (dBm)	Limit (dBm)	Result	
	11.677	0	11.7	24	Pass	



20 MHz, 802.11(a) 36 Mbps, Ch 100, Low Channel 5500 MHz						
	Avg Cond Pwr (dBm)	Duty Cycle Factor (dB)	Out Pwr (dBm)	Limit (dBm)	Result	
	11.757	0.2	12	24	Pass	

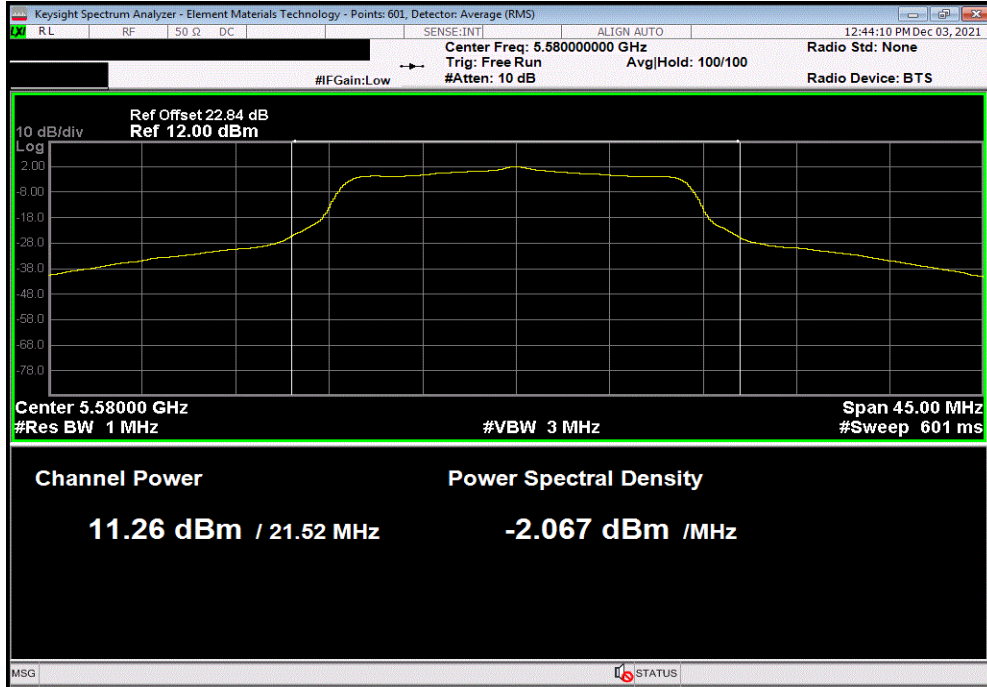


MAXIMUM CONDUCTED OUTPUT POWER - 5.6 GHz BAND

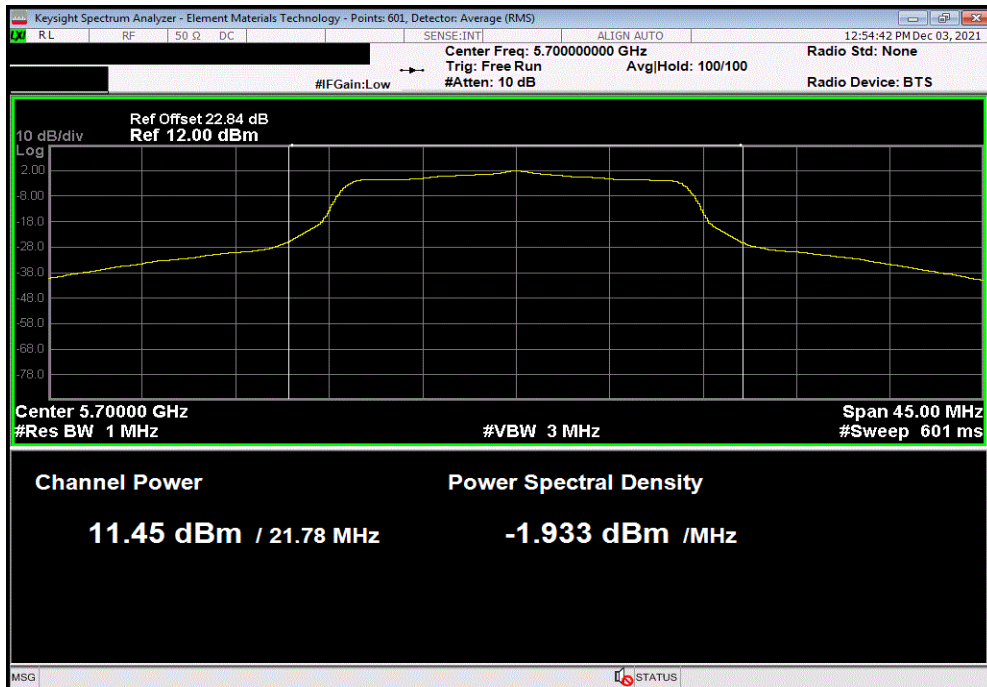


TuTx 2021.10.29.2 XMI 2020.12.30.0

20 MHz, 802.11(a) 36 Mbps, Ch 116, Mid Channel 5580 MHz						
Avg Cond Pwr (dBm)	Duty Cycle Factor (dB)	Out Pwr (dBm)	Limit (dBm)	Result		
11.263	0.2	11.5	24	Pass		



20 MHz, 802.11(a) 36 Mbps, Ch 140, High Channel 5700 MHz						
Avg Cond Pwr (dBm)	Duty Cycle Factor (dB)	Out Pwr (dBm)	Limit (dBm)	Result		
11.448	0.2	11.6	24	Pass		

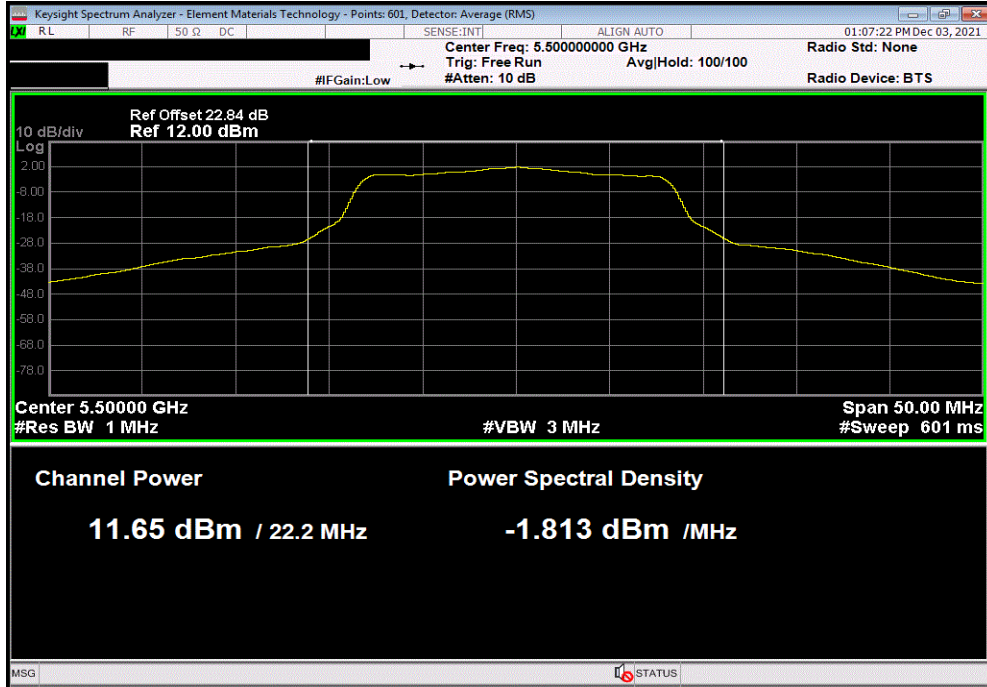


MAXIMUM CONDUCTED OUTPUT POWER - 5.6 GHz BAND

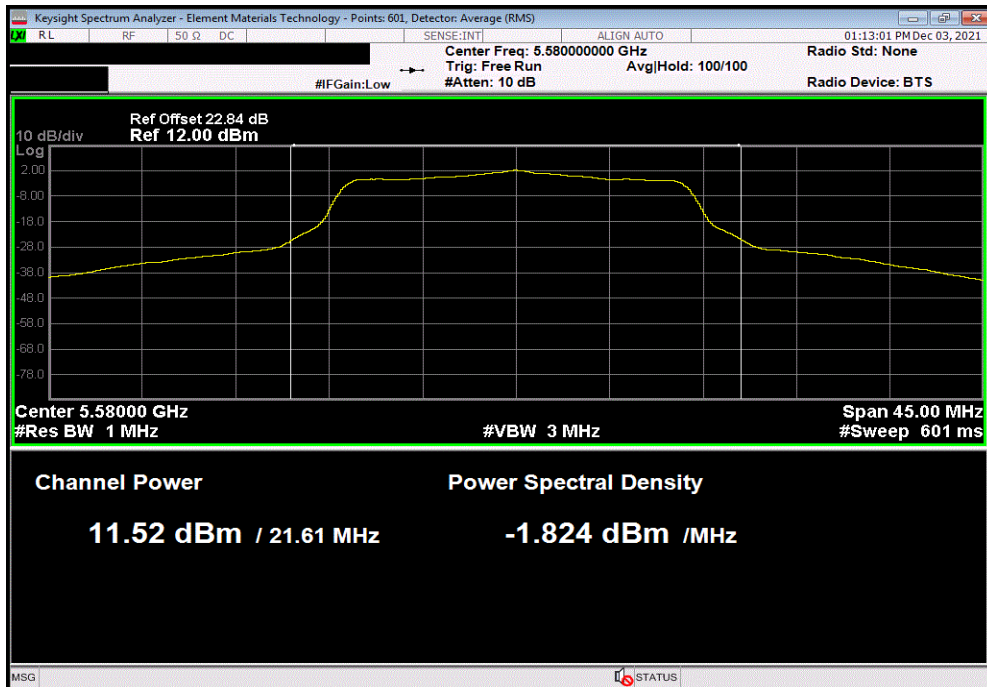


TuTx 2021.10.29.2 XMt 2020.12.30.0

20 MHz, 802.11(a) 54 Mbps, Ch 100, Low Channel 5500 MHz						
	Avg Cond Pwr (dBm)	Duty Cycle Factor (dB)	Out Pwr (dBm)	Limit (dBm)	Result	
	11.65	0.3	12	24	Pass	



20 MHz, 802.11(a) 54 Mbps, Ch 116, Mid Channel 5580 MHz						
	Avg Cond Pwr (dBm)	Duty Cycle Factor (dB)	Out Pwr (dBm)	Limit (dBm)	Result	
	11.523	0.3	11.8	24	Pass	

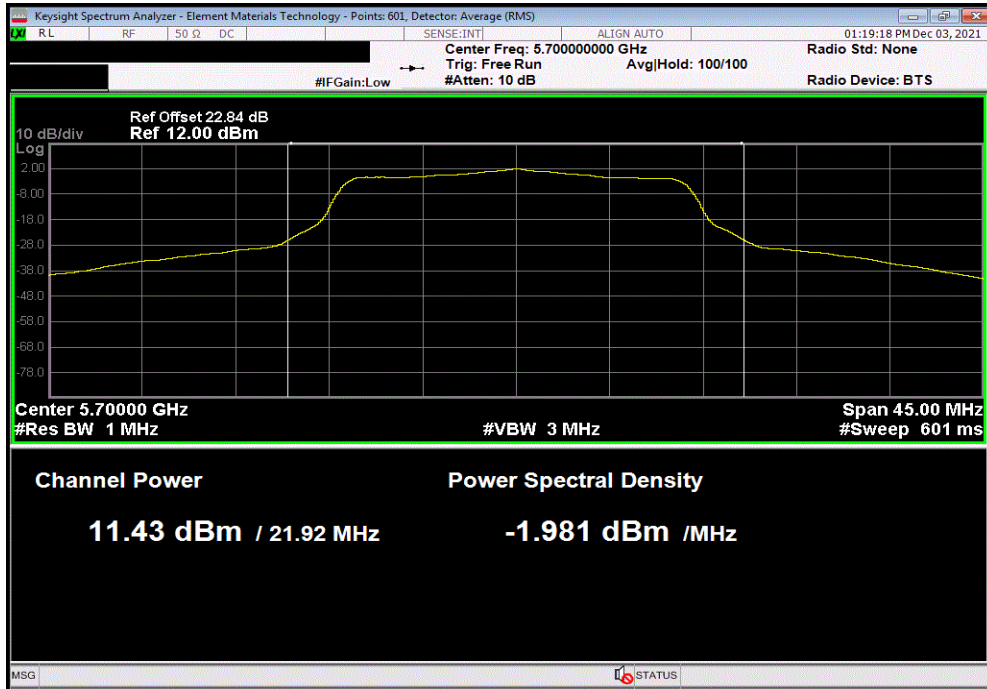


MAXIMUM CONDUCTED OUTPUT POWER - 5.6 GHz BAND

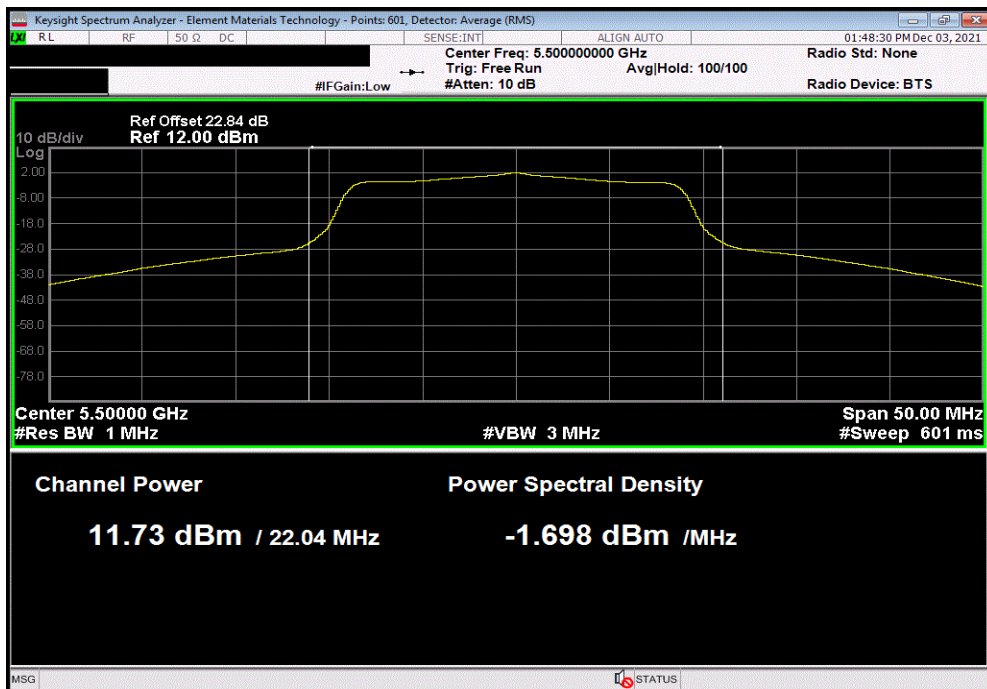


TuTx 2021.10.29.2 XMt 2020.12.30.0

20 MHz, 802.11(a) 54 Mbps, Ch 140, High Channel 5700 MHz						
	Avg Cond Pwr (dBm)	Duty Cycle Factor (dB)	Out Pwr (dBm)	Limit (dBm)	Result	
	11.427	0.3	11.7	24	Pass	



20 MHz, 802.11(n) MCS0, Ch 100, Low Channel 5500 MHz						
	Avg Cond Pwr (dBm)	Duty Cycle Factor (dB)	Out Pwr (dBm)	Limit (dBm)	Result	
	11.733	0	11.7	24	Pass	

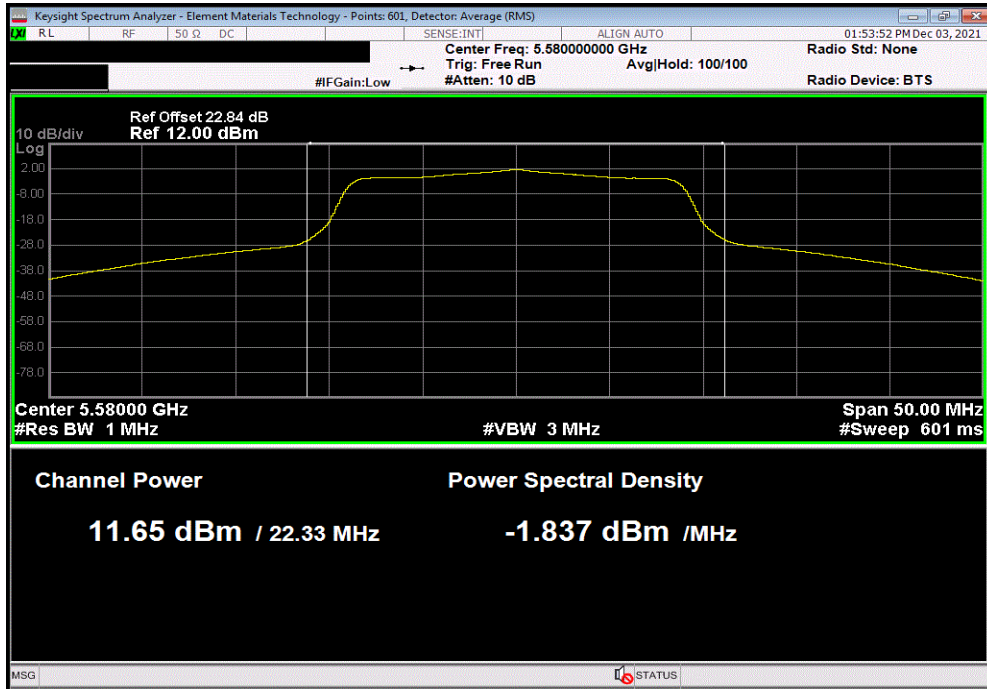


MAXIMUM CONDUCTED OUTPUT POWER - 5.6 GHz BAND

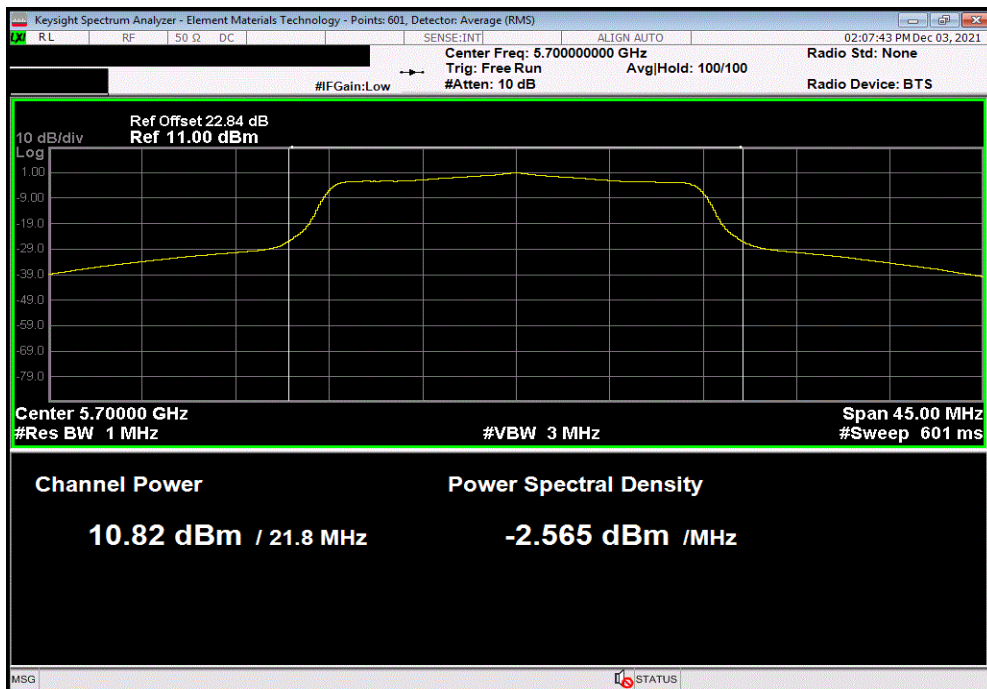


TuTx 2021.10.29.2 XMt 2020.12.30.0

20 MHz, 802.11(n) MCS0, Ch 116, Mid Channel 5580 MHz						
Avg Cond Pwr (dBm)	Duty Cycle Factor (dB)	Out Pwr (dBm)	Limit (dBm)	Result		
11.651	0	11.7	24	Pass		



20 MHz, 802.11(n) MCS0, Ch 140, High Channel 5700 MHz						
Avg Cond Pwr (dBm)	Duty Cycle Factor (dB)	Out Pwr (dBm)	Limit (dBm)	Result		
10.819	0	10.8	24	Pass		

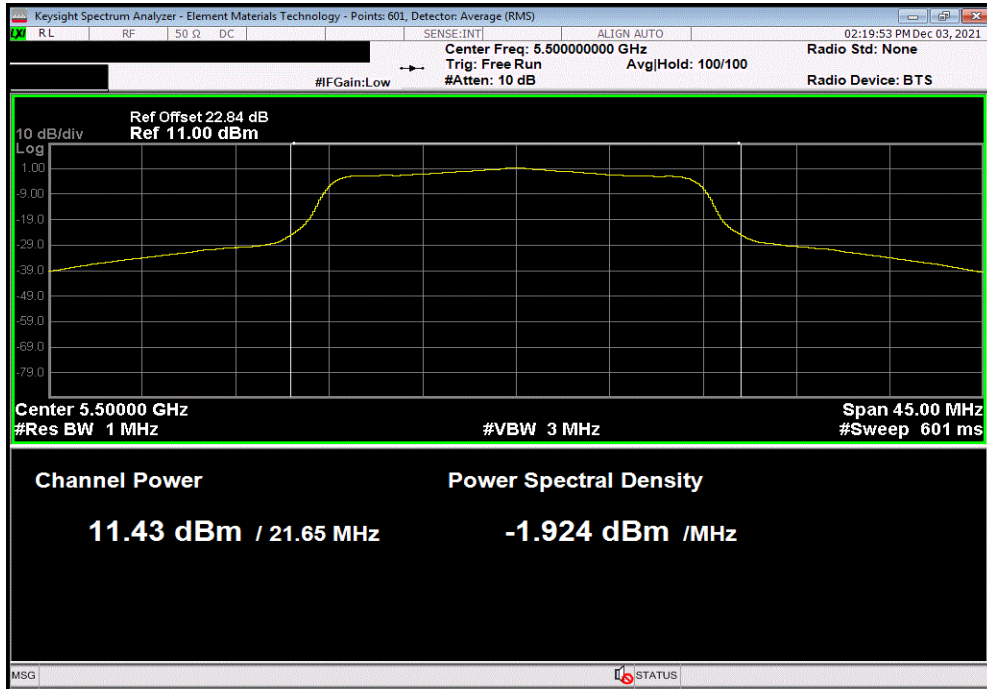


MAXIMUM CONDUCTED OUTPUT POWER - 5.6 GHz BAND

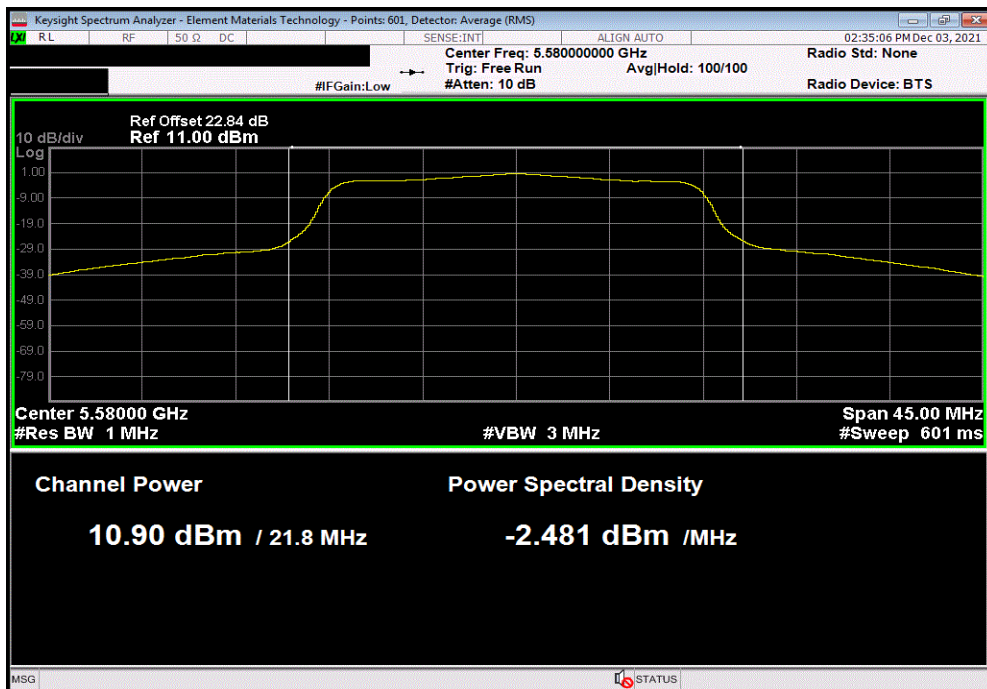


TuTx 2021.10.29.2 XMI 2020.12.30.0

20 MHz, 802.11(n) MCS7, Ch 100, Low Channel 5500 MHz						
Avg Cond Pwr (dBm)	Duty Cycle Factor (dB)	Out Pwr (dBm)	Limit (dBm)	Result		
11.43	0.4	11.8	24	Pass		



20 MHz, 802.11(n) MCS7, Ch 116, Mid Channel 5580 MHz						
Avg Cond Pwr (dBm)	Duty Cycle Factor (dB)	Out Pwr (dBm)	Limit (dBm)	Result		
10.903	0.4	11.3	24	Pass		

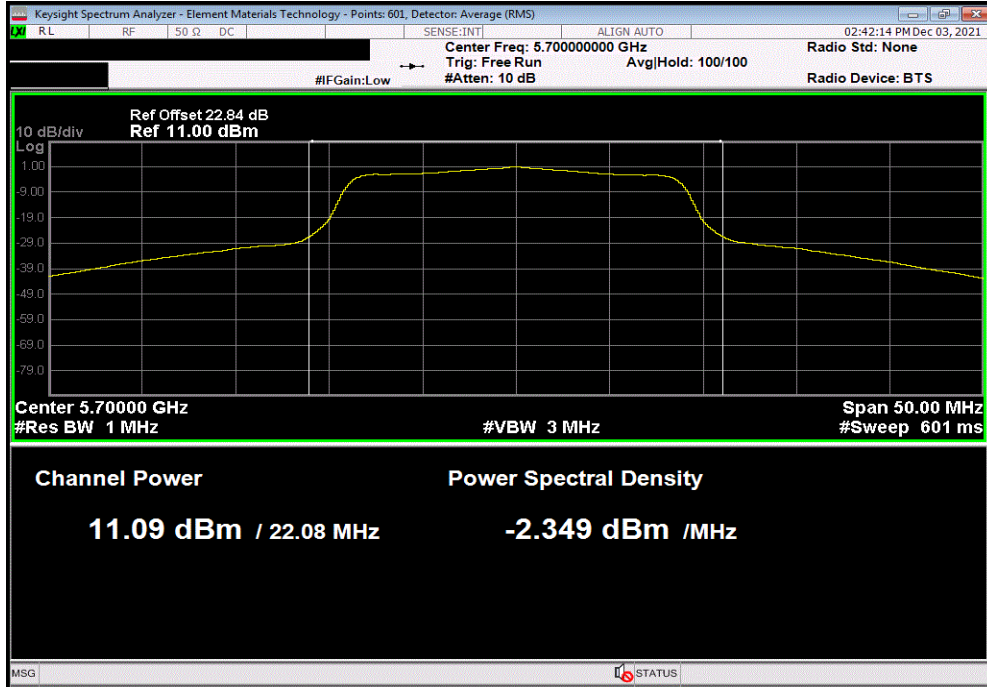


MAXIMUM CONDUCTED OUTPUT POWER - 5.6 GHz BAND

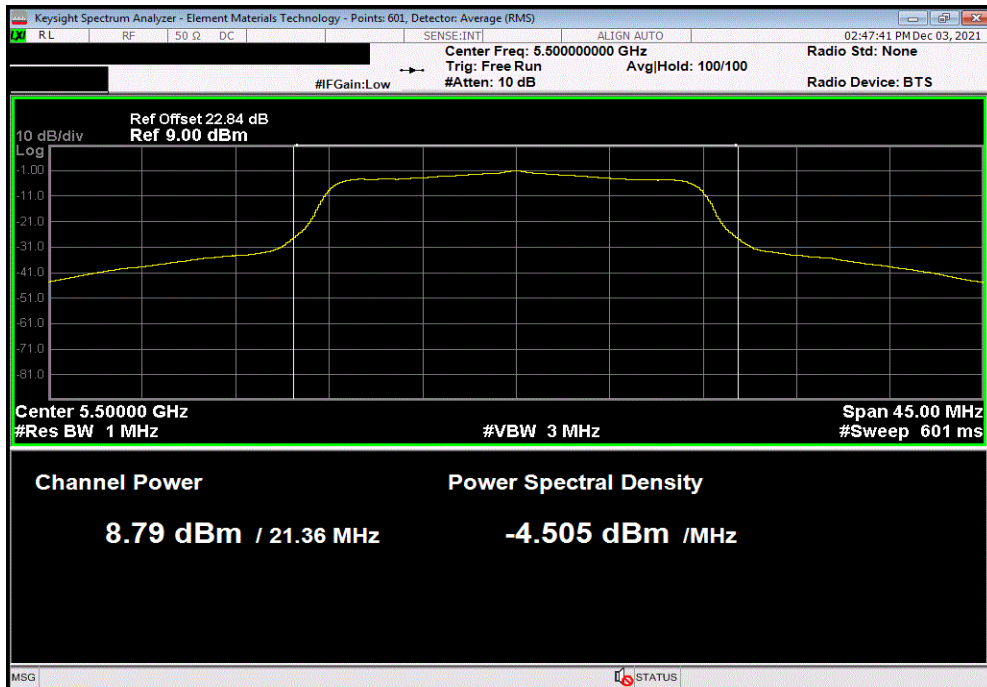


TuTx 2021.10.29.2 XMI 2020.12.30.0

20 MHz, 802.11(n) MCS7, Ch 140, High Channel 5700 MHz						
	Avg Cond Pwr (dBm)	Duty Cycle Factor (dB)	Out Pwr (dBm)	Limit (dBm)	Result	
	11.09	0.4	11.5	24	Pass	



20 MHz, 802.11(ac) MCS8 (256-QAM), Ch 100, Low Channel 5500 MHz						
	Avg Cond Pwr (dBm)	Duty Cycle Factor (dB)	Out Pwr (dBm)	Limit (dBm)	Result	
	8.79	0.4	9.2	24	Pass	

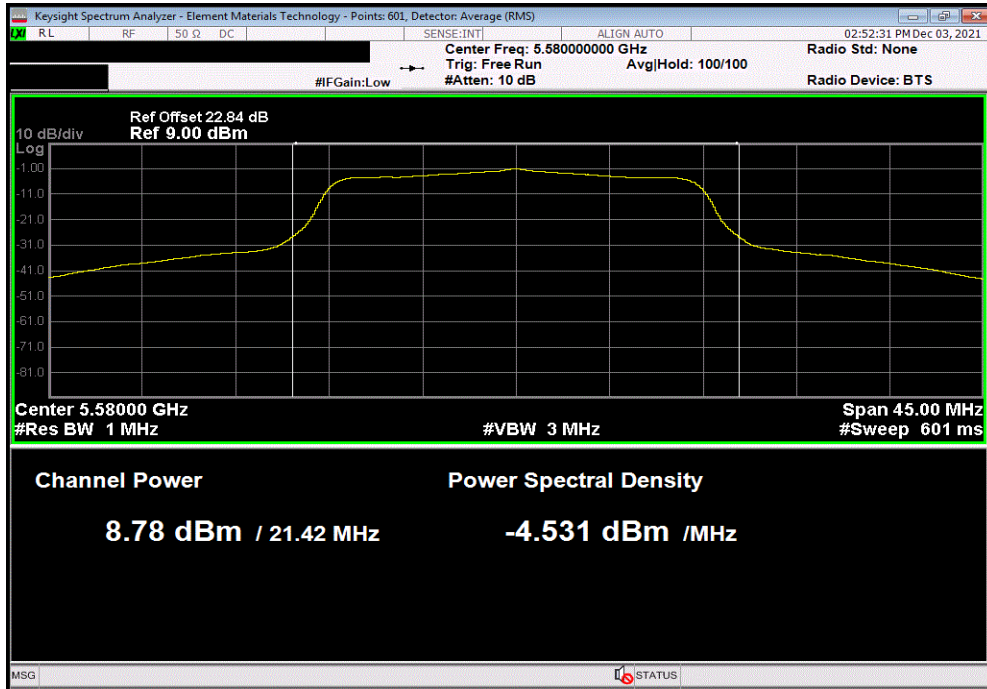


MAXIMUM CONDUCTED OUTPUT POWER - 5.6 GHz BAND

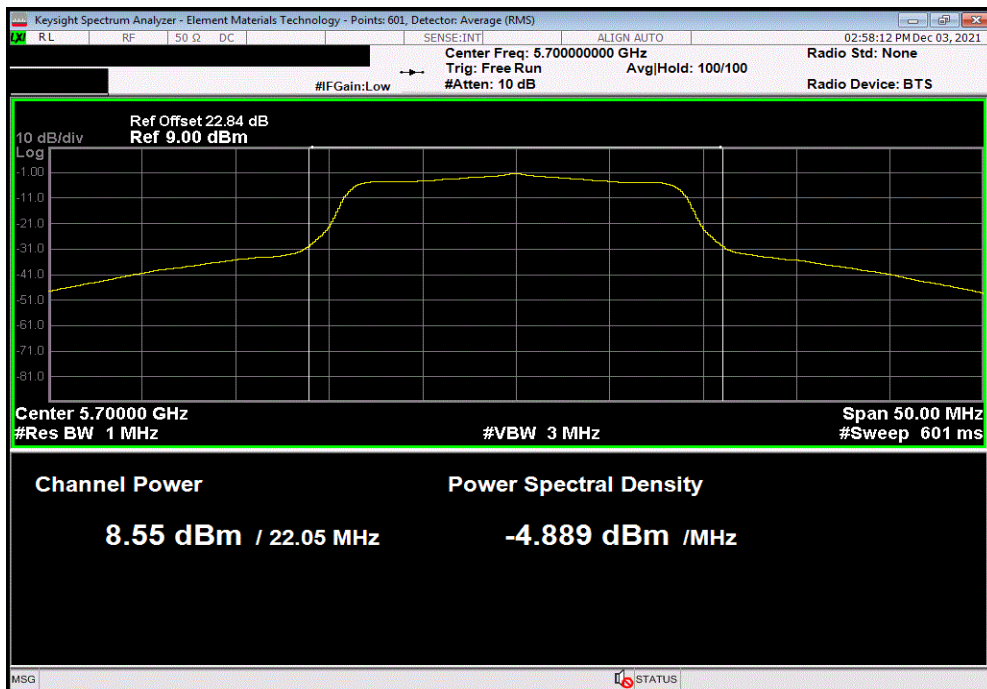


TuTx 2021.10.29.2 XMt 2020.12.30.0

20 MHz, 802.11(ac) MCS8 (256-QAM), Ch 116, Mid Channel 5580 MHz						
Avg Cond Pwr (dBm)	Duty Cycle Factor (dB)	Out Pwr (dBm)	Limit (dBm)	Result		
8.777	0.4	9.2	24	Pass		



20 MHz, 802.11(ac) MCS8 (256-QAM), Ch 140, High Channel 5700 MHz						
Avg Cond Pwr (dBm)	Duty Cycle Factor (dB)	Out Pwr (dBm)	Limit (dBm)	Result		
8.545	0.4	8.9	24	Pass		

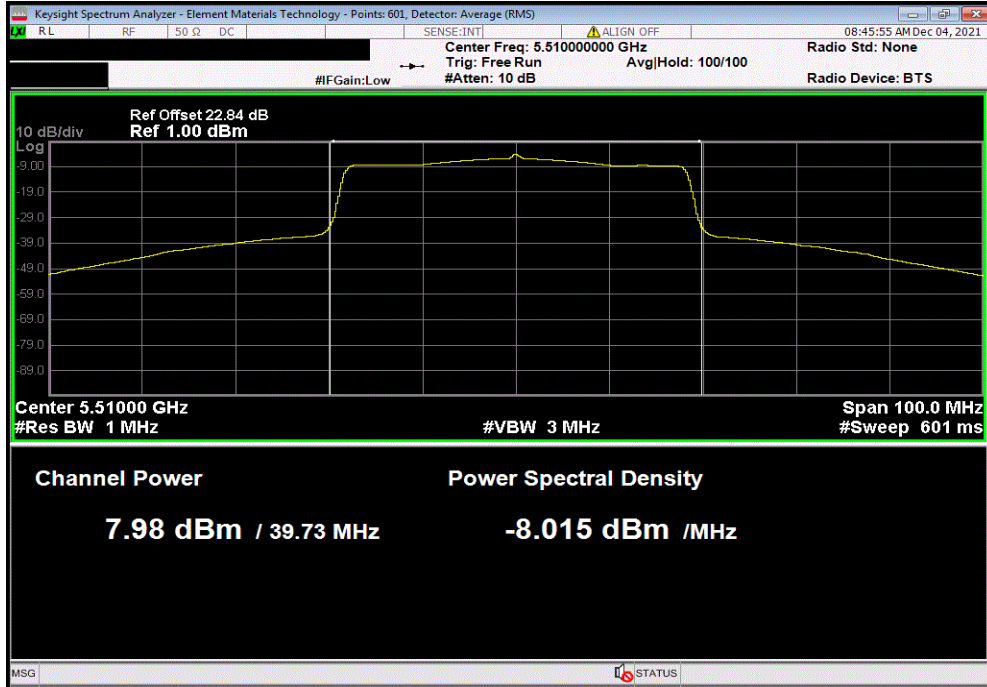


MAXIMUM CONDUCTED OUTPUT POWER - 5.6 GHz BAND

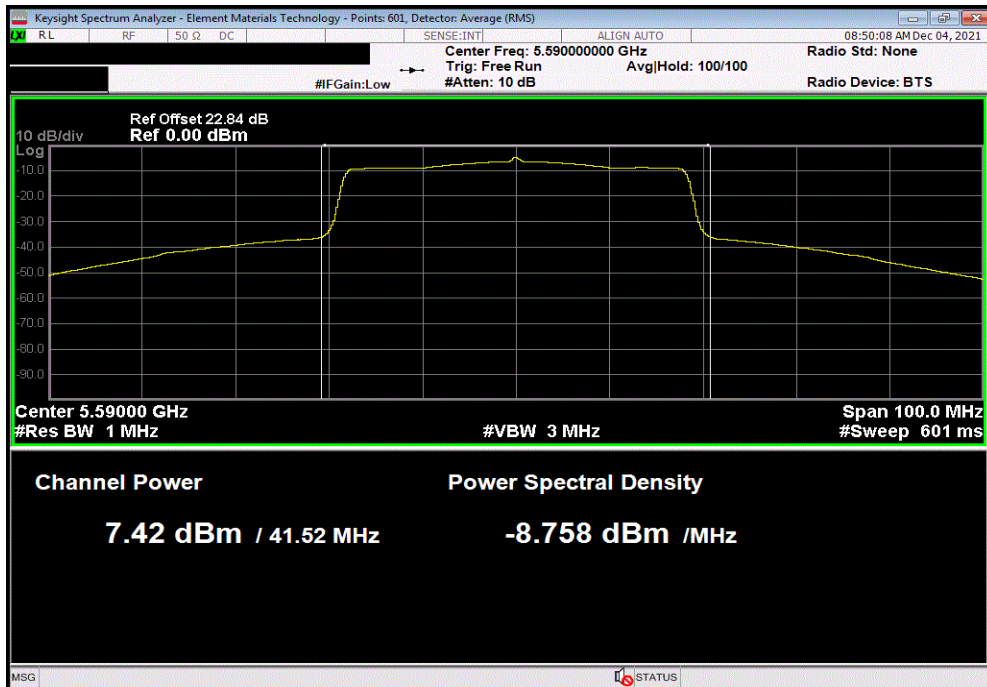


TbTx 2021.10.29.2 XMI 2020.12.30.0

40 MHz, 802.11(n) MCS0, Ch 100/104, Low Channel 5510 MHz						
Avg Cond Pwr (dBm)	Duty Cycle Factor (dB)	Out Pwr (dBm)	Limit (dBm)	Result		
7.976	0.1	8.1	24	Pass		



40 MHz, 802.11(n) MCS0, Ch 116/120, Mid Channel 5590 MHz						
Avg Cond Pwr (dBm)	Duty Cycle Factor (dB)	Out Pwr (dBm)	Limit (dBm)	Result		
7.424	0.1	7.5	24	Pass		

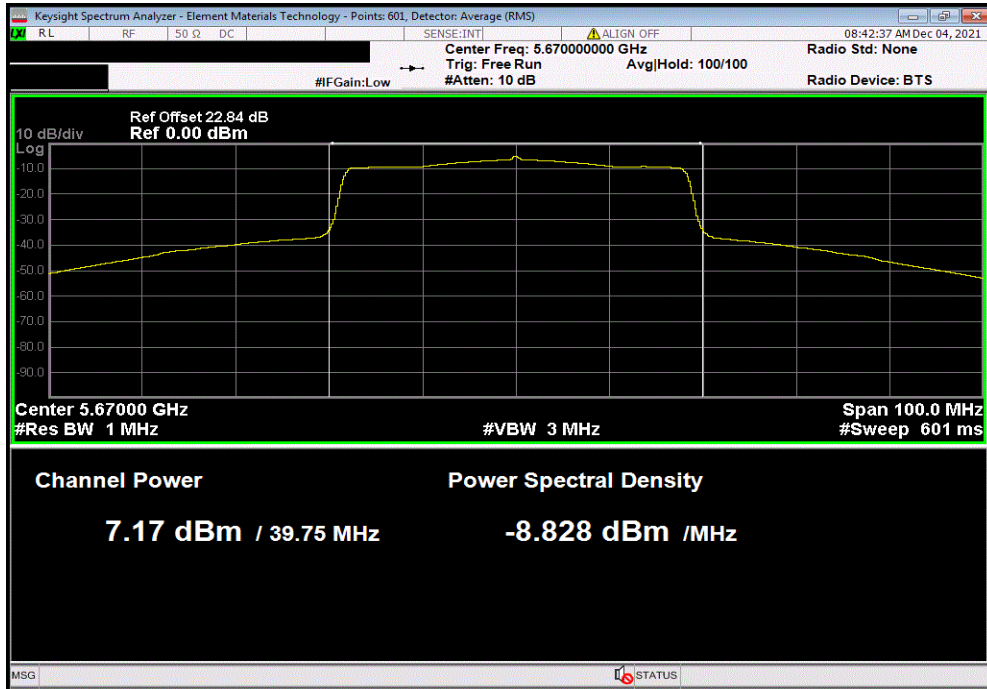


MAXIMUM CONDUCTED OUTPUT POWER - 5.6 GHz BAND

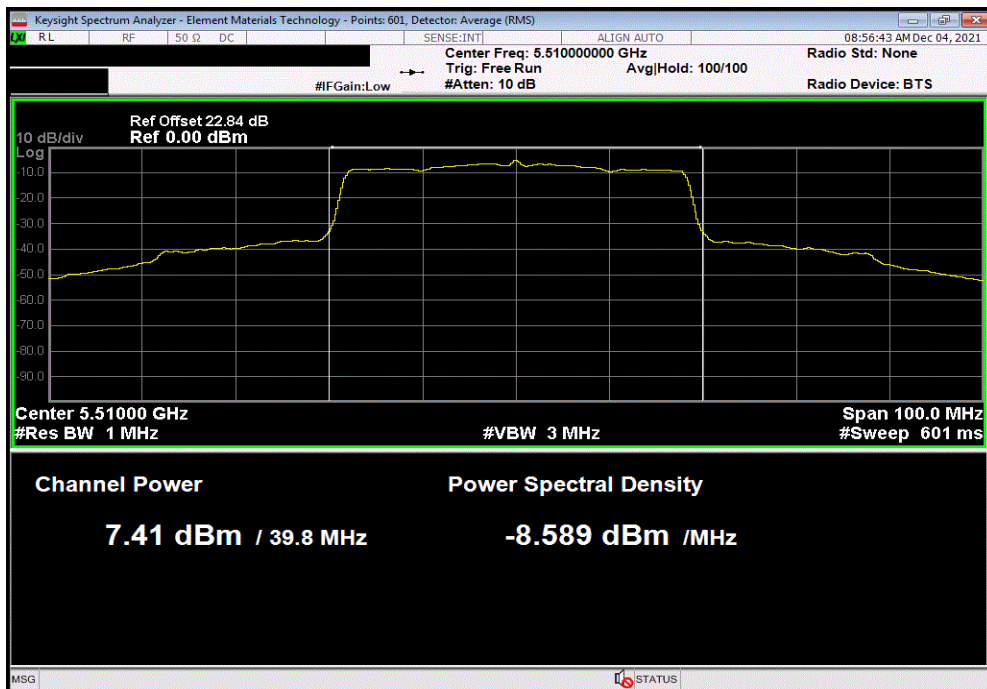


TuTx 2021.10.29.2 XMI 2020.12.30.0

40 MHz, 802.11(n) MCS0, Ch 132/136, High Channel 5670 MHz						
Avg Cond Pwr (dBm)	Duty Cycle Factor (dB)	Out Pwr (dBm)	Limit (dBm)	Result		
7.165	0.1	7.2	24	Pass		



40 MHz, 802.11(n) MCS7, Ch 100/104, Low Channel 5510 MHz						
Avg Cond Pwr (dBm)	Duty Cycle Factor (dB)	Out Pwr (dBm)	Limit (dBm)	Result		
7.41	0.6	8	24	Pass		

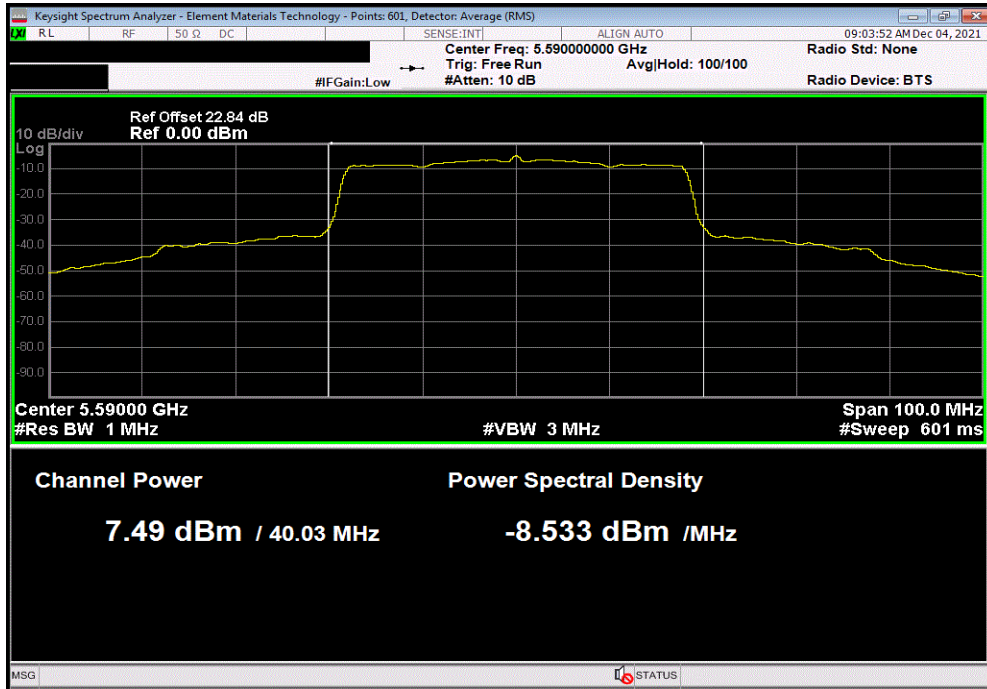


MAXIMUM CONDUCTED OUTPUT POWER - 5.6 GHz BAND

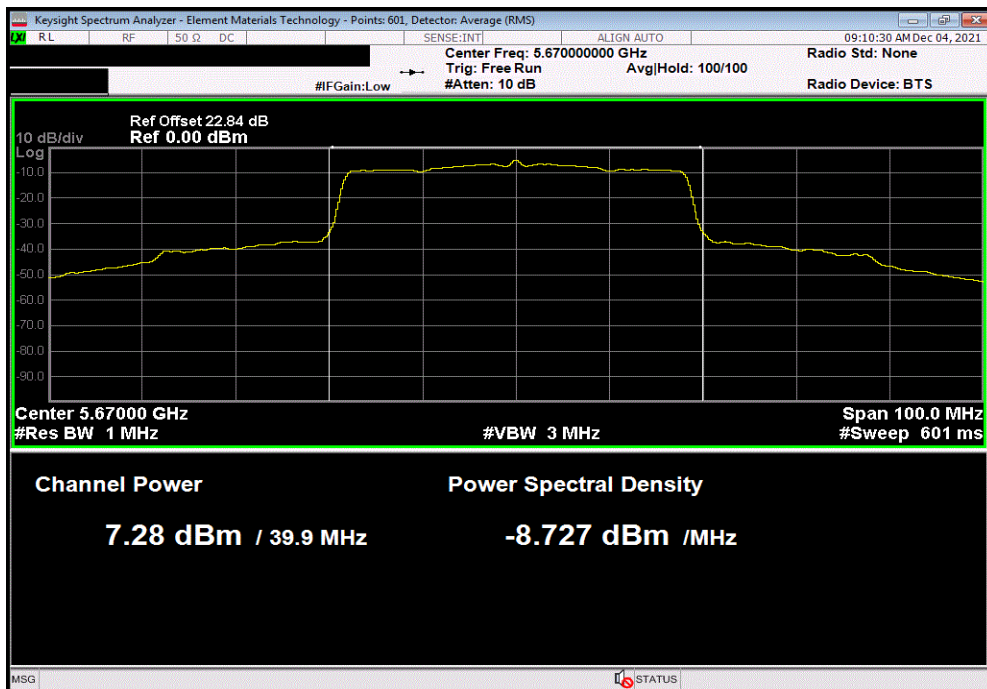


TuTx 2021.10.29.2 XMI 2020.12.30.0

40 MHz, 802.11(n) MCS7, Ch 116/120, Mid Channel 5590 MHz						
	Avg Cond Pwr (dBm)	Duty Cycle Factor (dB)	Out Pwr (dBm)	Limit (dBm)	Result	
	7.491	0.6	8.1	24	Pass	



40 MHz, 802.11(n) MCS7, Ch 132/136, High Channel 5670 MHz						
	Avg Cond Pwr (dBm)	Duty Cycle Factor (dB)	Out Pwr (dBm)	Limit (dBm)	Result	
	7.283	0.6	7.8	24	Pass	

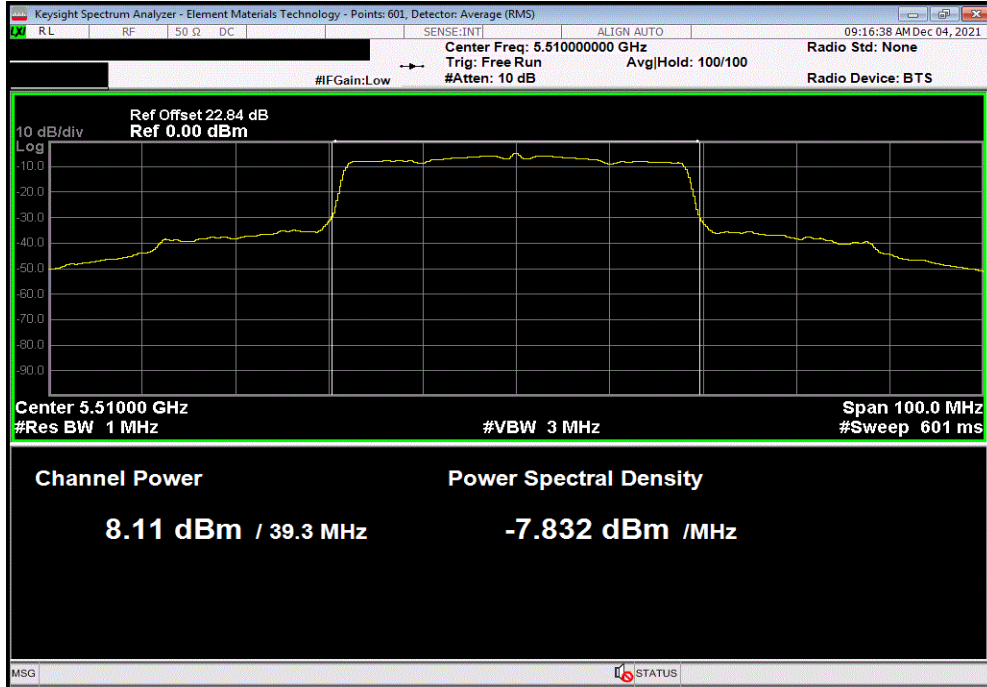


MAXIMUM CONDUCTED OUTPUT POWER - 5.6 GHz BAND

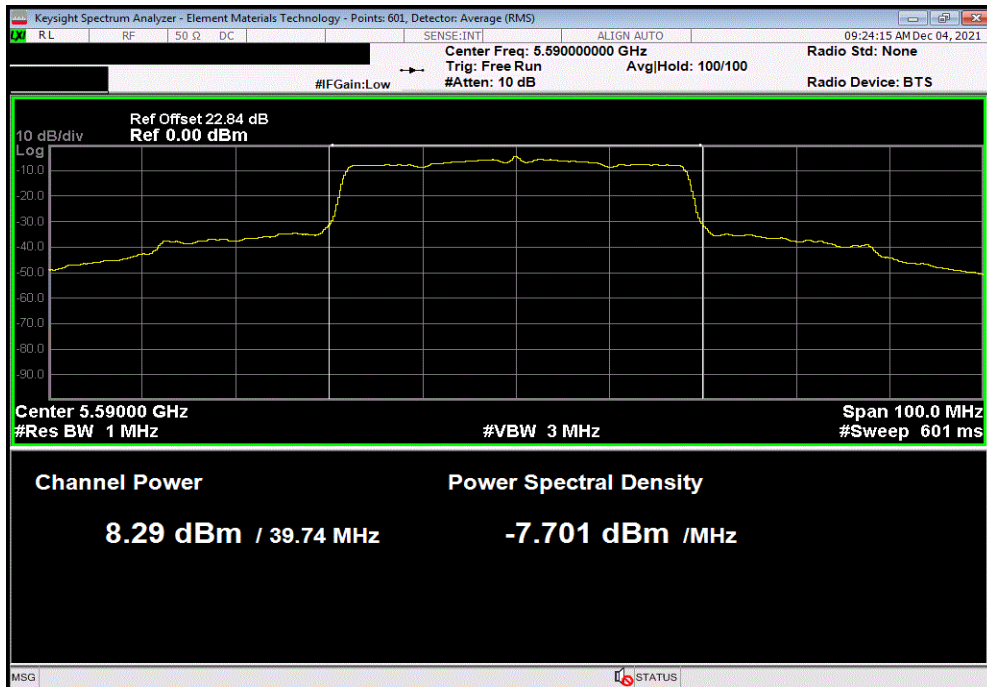


Tel: +31 20 261 2222 | XMI 2020.12.30.0

40 MHz, 802.11(ac) MCS9 (256-QAM), Ch 100/104, Low Channel 5510 MHz						
	Avg Cond Pwr (dBm)	Duty Cycle Factor (dB)	Out Pwr (dBm)	Limit (dBm)	Result	
	8.112	0.7	8.8	24	Pass	



40 MHz, 802.11(ac) MCS9 (256-QAM), Ch 116/120, Mid Channel 5590 MHz						
	Avg Cond Pwr (dBm)	Duty Cycle Factor (dB)	Out Pwr (dBm)	Limit (dBm)	Result	
	8.291	0.7	9	24	Pass	

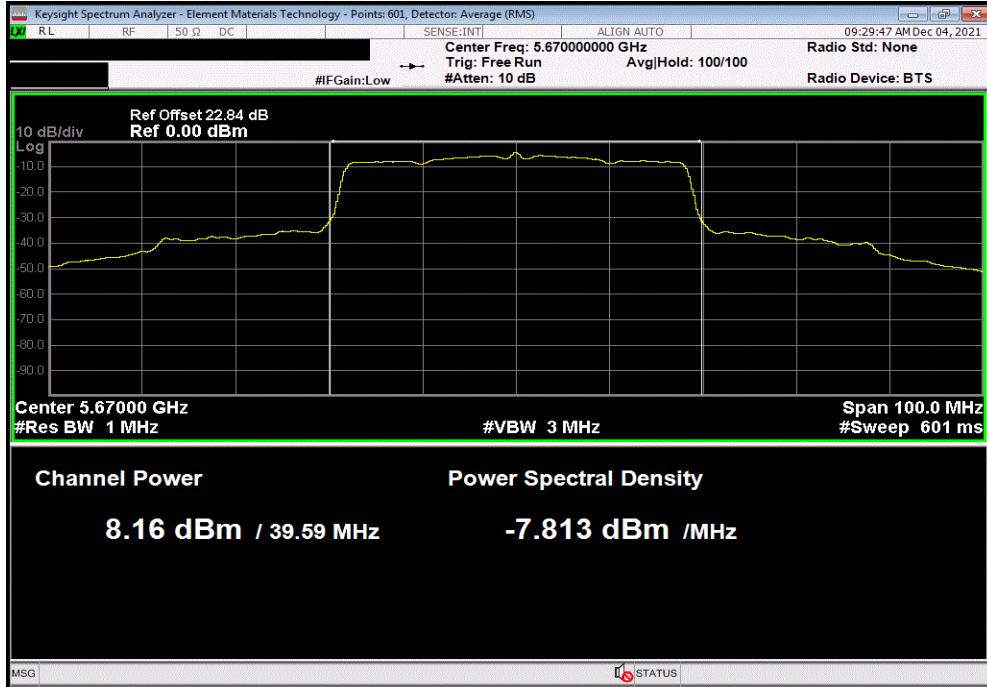


MAXIMUM CONDUCTED OUTPUT POWER - 5.6 GHz BAND

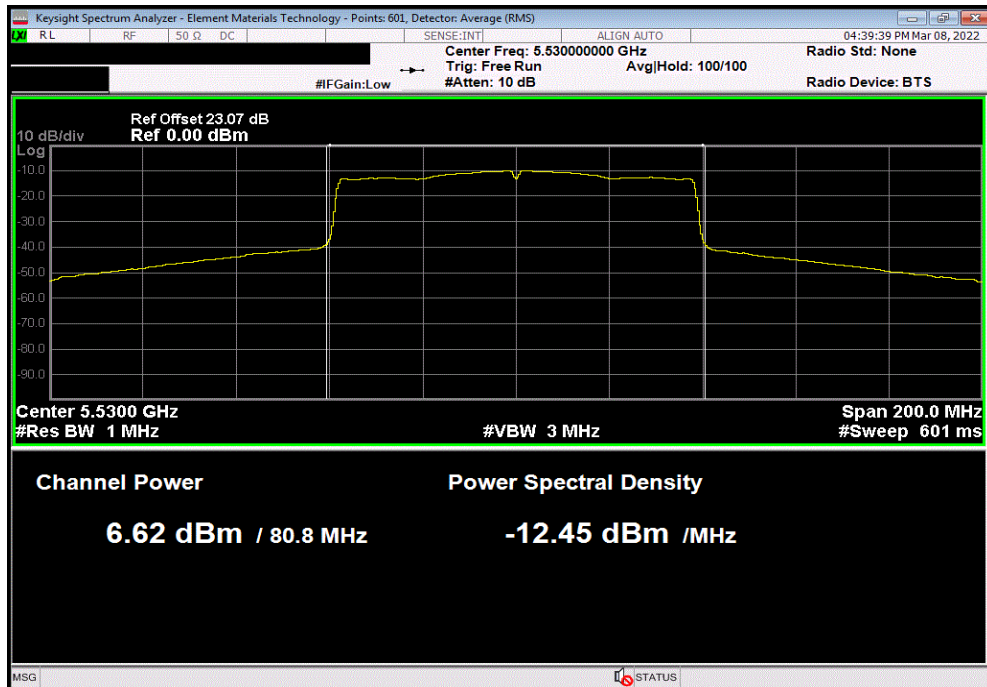


TbTx 2021.10.29.2 XMI 2020.12.30.0

40 MHz, 802.11(ac) MCS9 (256-QAM), Ch 132/136, High Channel 5670 MHz						
	Avg Cond Pwr (dBm)	Duty Cycle Factor (dB)	Out Pwr (dBm)	Limit (dBm)	Result	
	8.162	0.7	8.8	24	Pass	



80 MHz, 802.11(ac) MCS0, Ch 100-112, Low Channel 5530 MHz						
	Avg Cond Pwr (dBm)	Duty Cycle Factor (dB)	Out Pwr (dBm)	Limit (dBm)	Result	
	6.62	0.2	6.8	24	Pass	

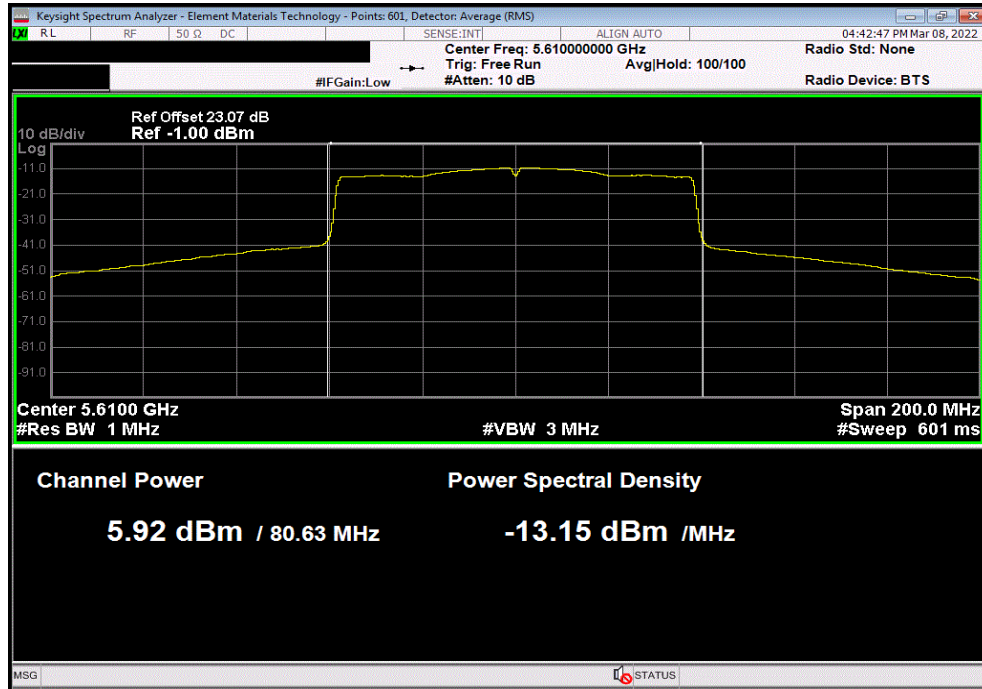


MAXIMUM CONDUCTED OUTPUT POWER - 5.6 GHz BAND

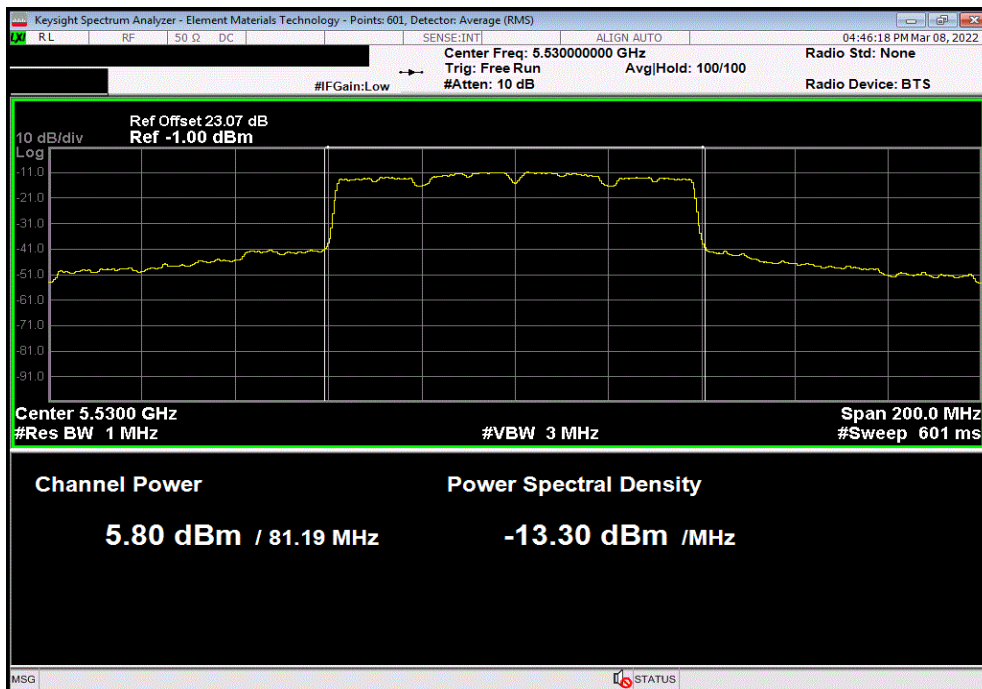


TuTx 2021.10.29.2 XMI 2020.12.30.0

80 MHz, 802.11(ac) MCS0, Ch 116-128, High Channel 5610 MHz						
Avg Cond Pwr (dBm)	Duty Cycle Factor (dB)	Out Pwr (dBm)	Limit (dBm)	Result		
5.92	0.2	6.1	24	Pass		



80 MHz, 802.11(ac) MCS9 (256-QAM), Ch 100-112, Low Channel 5530 MHz						
Avg Cond Pwr (dBm)	Duty Cycle Factor (dB)	Out Pwr (dBm)	Limit (dBm)	Result		
5.8	1	6.8	24	Pass		



MAXIMUM CONDUCTED OUTPUT POWER - 5.6 GHz BAND



TbTx 2021.10.29.2 XMI 2020.12.30.0

80 MHz, 802.11(ac) MCS9 (256-QAM), Ch 116-128, High Channel 5610 MHz						
Avg Cond Pwr (dBm)	Duty Cycle Factor (dB)	Out Pwr (dBm)	Limit (dBm)	Result		
5.03	1	6.03	24	Pass		

