


## Annex 4: Test setup photographs 20-1-0159101T02a-A4

<b>Number of pages:</b>	5	<b>Date of Report:</b>	2021-May-07
<b>Testing company:</b>	CETECOM GmbH Im Teelbruch 116 45219 Essen Germany Tel. + 49 (0) 20 54 / 95 19-0 Fax: + 49 (0) 20 54 / 95 19-150	<b>Applicant:</b>	MobilityCloud Inc
<b>Product:</b>	Bikeshare System Controller		
<b>Model:</b>	QR Controller		
<b>FCC ID:</b>	2AY2H010321QR1	<b>IC:</b>	27012-010321QR1
<b>Testing has been carried out in accordance with:</b>	Title 47 CFR, Chapter I FCC Regulations, Subchapter B Part 22, Part 24, Part 27  RSS-132, Issue 3; RSS-133, Issue 6; RSS-130, Issue 2; RSS-139, Issue 3  Deviations, modifications or clarifications (if any) to above mentioned documents are written in each section under "Test method and limit".		


## Table of Contents

1	Test setup photographs .....	3
	Photograph 1 : EUT Setup Magnetic Field Measurements in the Semi anechoic chamber .....	3
	Photograph 2 : EUT Setup Magnetic Field Measurements in the Semi anechoic chamber .....	3
	Photograph 3 : EUT Test Setup in the fully anechoic chamber, close view .....	4
	Photograph 4 : EUT Test Setup in the fully anechoic chamber, overall view .....	4


## 1 Test setup photographs



Photograph 1: EUT Setup Magnetic Field Measurements in the Semi anechoic chamber



Photograph 2: EUT Setup Magnetic Field Measurements in the Semi anechoic chamber



**Photograph 3: EUT Test Setup in the fully anechoic chamber, close view**



**Photograph 4: EUT Test Setup in the fully anechoic chamber, overall view**

**End Of Annex 4**