


## EXHIBIT C - TEST SETUP PHOTOGRAPHS

---

*Test mode 1:*


**Conducted Emissions Front View**




**Conducted Emissions Left View**




**Radiated Emissions Front View (Below 1GHz)**




**Radiated Emissions Rear View (Below 1GHz)**



**Radiated Emissions Rear View (1GHz~18 GHz)**




**Radiated Emissions Rear View (18GHz~30 GHz)**






*Test mode 2:*


### Conducted Emissions Front View




### Conducted Emissions Left View




**Radiated Emissions Front View (Below 1GHz)**



**Radiated Emissions Rear View (Below 1GHz)**



**Radiated Emissions Rear View (1GHz~18 GHz)**



**Radiated Emissions Rear View (18GHz~30 GHz)**

