



## WELCOME GUIDE

Riff 2 | OEB-E04D |

Please read this Guide carefully before using the product  
\* For safety issue, the product remains low capacity during shipping.  
Please fully charge the product before initial use!

### PRODUCT OVERVIEW




True Wireless Earbud x 2

Charging Case x 1



Welcome Guide x 1



Type-C Charging Cable x 1

### DOWNLOAD THE APP

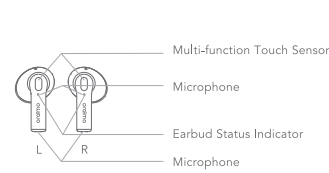


🍏 iOS 9.0 or above

🤖 Android 6.0 or above

Download APP: Please scan the QR code or search "Oraimo Sound" in APP Store or Google Play.

### PRODUCT OVERVIEW

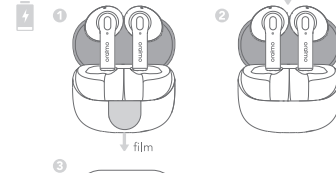


### BASIC PRODUCT SPECIFICATIONS

<b>Earbuds</b>	
BT version:	V5.3
Range:	10m
Music play time:	Up to 6 hours on a single charge; case provides additional 24 hours playtime
Battery capacity:	35mAh (each earbud)
Charging time:	Approx. 2 hours
<b>Charging Case</b>	
Battery capacity:	460mAh
Charging time:	Approx. 2 hours

\*If the charging case is fully charged, it can recharge the earbuds about 3 times.

### USING YOUR EARBUDS

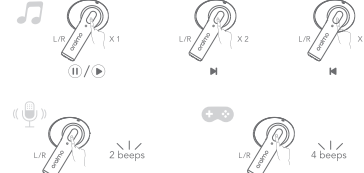


1. Remove the protective film.
2. Put the earbuds back to the charging case.
3. Fully charge the case for 2 hours.



Earbuds will turn on and enter pairing mode automatically when open the lid of charging case for the first time use.

### CONTROLS



Play/Pause: Left/Right earbud tap once.  
Next Track: Left/Right earbud tap twice.  
Previous Track: Left/Right earbud tap three times.  
Game Mode: Long press the earbud till you hear 4 beeps.  
Activate Voice Assistant: Long press the earbud till you hear 2 beeps.



1. Left/Right earbud tap twice: Answer the phone call.
2. Left/Right earbud tap twice: Hang up the phone call.
3. Long press the earbud till you hear 2 beeps: Reject the phone call.

### FAQ

<b>Question 1</b>
Earbuds don't power on/work.
<b>Reason</b>
The charging case or earbuds are out of power.
<b>Solution</b>
1.Place your earbuds in the charging case and charge for more than 30 minutes. 2. Keep the lid of the case open, long press the Reset Button for 2 seconds till the case indicator turns orange for 1 second.
<b>Question 2</b>
Phone fails to connect to the earbuds.
<b>Reason</b>
1.Earbuds are already connected to another device; 2. Earbuds are out of power.
<b>Solution</b>
1.Disconnect and "Forget" your earbuds on the other connected device and place the earbuds in the charging case with lid closed. Then open the case to check the indicator. If the earbuds flashing red and green alternately, you can continue to connect your phone with the earbuds again; 2. See solution to Question 1.
<b>Question 3</b>
Only one earbud works/Sound from only one side.
<b>Reason</b>
The left and right earbuds are not connected with each other.
<b>Solution</b>
Place both earbuds in the charging case and keep the lid of the case open. Long press the Reset Button for 2 seconds.
<b>Question 4</b>
Earbuds can not be charged.
<b>Reason</b>
Your earbuds may be smudged and fail to make contact for charging.

<b>Solution</b>
Use a cleaning cloth with alcohol to remove dirt from the pogo pin of earbuds and charging case.
<b>Question 5</b>
Bad sound quality/Low volume.
<b>Reason</b>
The earbud speaker or sound hole is blocked with dirt.
<b>Solution</b>
Use a cleaning cloth with alcohol to remove dirt from the speaker or sound hole.
<b>Question 6</b>
Bad call quality.
<b>Reason</b>
1. The microphone is blocked with dirt. 2. The microphone is blocked after the earbud comes into contact with water or sweat. 3. The other earbud is not in the case when the other earbud is worn to have a call.
<b>Solution</b>
1. Use a cleaning cloth to remove dirt from the microphone. 2. Use a hair dryer to blow into the microphone hole for 10 seconds. 3. For single-ear use, place the other earbud in the charging case.
<b>Question 7</b>
Poor touch response on earbud.
<b>Reason</b>
1. Touching an incorrect position for control. 2. Waited too long between touch control action. 3. Your hands or earbuds may be smudged by water or sweat.
<b>Solution</b>
1. Follow the user manual to touch the correct position. 2. Keep the time between touch actions under 0.6 seconds. 3. Wipe off any water and sweat before touch operations.

### ATTENTION

- Use original or certified cables
- Do not expose to liquids
- Do not disassemble
- Avoid dropping
- Avoid extreme temperatures
- Do not use the product outdoors during a thunderstorm
- Do not use any corrosive cleaner/oil to clean
- If your earbuds have connection or charging issues, please use an alcohol-soaked cleaning cloth or cotton swab to remove dirt from the pogo pins of the earbuds and charging case.

### CONSIDERATE HINTS

1. Do not turn up the volume to a fair high level constantly as this could shorten the service life of this product or impair your hearing.
2. When encounter any fault during operation, please cut off the power supply and disconnect the Type-C cable to prevent further damage to the product or other components.
3. The wireless transmission range or connectivity could be affected by low battery power. In that case, please recharge immediately.



### 365 DAYS WARRANTY

✉ Email India: care@oraimo.com  
Nigeria: care.ng@oraimo.com  
Kenya: care.ke@oraimo.com  
Ghana: care.gh@oraimo.com  
Morocco: care.ma@oraimo.com  
Egypt: care.eg@oraimo.com  
South Africa: care.za@oraimo.com  
Cameroon: care.cm@oraimo.com  
UAE: care.ae@oraimo.com  
Ivory Coast: care.ci@oraimo.com  
Brazil: care.br@oraimo.com  
Colombia: care.co@oraimo.com  
Others: service@caricare.com

### WARRANTY CERTIFICATE

<b>Name :</b>	
<b>Address :</b>	
<b>Tel. No. :</b>	
<b>Date of purchase :</b> (dd/mm/yy)	
<b>Store name :</b>	
<b>Warranty period :</b>	

### WARRANTY TERMS & CONDITIONS

- \* All quality-related defects on items sold directly by Oraimo or Oraimo's authorized resellers are covered by an extensive warranty, starting from the date of purchase.
- \* Oraimo's limited warranty is restricted to the country of purchase. The limited warranty is void on items taken outside the country they were originally bought in or shipped to directly from an authorized online purchase.
- \* This warranty covers only original Oraimo products. It is not applicable to normal wear and tear, or any defects arising from damage caused by misuse of this product.
- \* Warranty is for the primary product only nor transferable. Any free additional product(s) are not covered in this warranty.
- \* If the product fails regardless of usage in compliance with the instruction manual and other written precaution, replacement will be provided free of charge.
- \* To claim the warranty, contact the services team from the platform or store where you bought from.

### User Manual

**True Wireless Earbuds**  
**Model: OEB-E04D**  
**Hereby, ORAIMO TECHNOLOGY LIMITED.**

Declares that this True Wireless Earbuds is in compliance with the essential requirements and other relevant provisions of directive 2014/53/EU.

### CAUTION

1. Risk of explosion if battery is replaced by an incorrect type, dispose of used batteries according to the instructions.  
— disposal of a battery into fire or a hot oven, or mechanically crushing or cutting of a battery, that can result in an explosion;  
— leaving a battery in an extremely high temperature surrounding environment that can result in an explosion or the leakage of flammable liquid or gas;  
— a battery subjected to extremely low air pressure that may result in an explosion or the leakage of flammable liquid or gas.
2. EUT Temperature: 0 C ~ +45 C (Standalone).

**Frequency Range (RF):**  
BT: 2402-2480MHz (TX/RX);  
**RF output power (only for CE):**  
BT Left: 2.08dBm Right: 4.90dBm  
BLE: Left: 1.28dBm Right: 4.12dBm

### FCC Caution

Any Changes or modifications not expressly approved by the party responsible for compliance could void the user's authority to operate the equipment.  
This device complies with part 15 of the FCC Rules. Operation is subject to the following two conditions: (1) This device may not cause harmful interference, and (2) this device must accept any interference received, including interference that may cause undesired operation.

### IMPORTANT NOTE

Note: This equipment has been tested and found to comply with the limits for a Class B digital device, pursuant to part 15 of the FCC Rules. These limits are designed to provide reasonable protection against harmful interference in a residential installation. This equipment generates, uses and can radiate radio frequency energy and, if not installed and used in accordance with the instructions, may cause harmful interference to radio communications. However, there is no guarantee that interference will not occur in a particular installation. If this equipment does cause harmful interference to radio or television reception, which can be determined by turning the equipment off and on, the user is encouraged to try to correct the interference by one or more of the following measures:  
— Reorient or relocate the receiving antenna.

— Increase the separation between the equipment and receiver.

— Connect the equipment into an outlet on a circuit different from that to which the receiver is connected.

— Consult the dealer or an experienced radio/TV technician for help.

### FCC Radiation Exposure Statement:

This equipment complies with FCC radiation exposure limits set forth for an uncontrolled environment.  
Device types: OEB-E04D  
(FCC ID: 2AXYP-OEB-E04D-L/2AXYP-OEB-E04D-R)

### EU Declaration of Conformity

In accordance with EU Directives and Regulations  
Company name: ORAIMO TECHNOLOGY LIMITED  
Address: FLAT N 16/F BLOCK B UNIVERSAL INDUSTRIAL CENTRE  
19-25 SHAN MEI STREET FOTAN NT HONGKONG  
as the manufacturer hereby declares under our sole responsibility that the,

Product(s): True Wireless Earbuds  
Model name: OEB-E04D  
is in conformity with the essential requirements of the RE Directive 2014/53/EU:  
Radio ETSI EN 300 328 V2.2.2 (2019-07)  
Article 3.2  
EMC ETSI EN 301 489-1 V2.2.3 (2019-11)  
Article 3.1(b) DRAFT ETSI EN 301 489-17 V3.2.5 (2022-08);  
Safety EN IEC 62368-1:2020+A11:2020  
Article 3.1(a)  
Health EN 50663:2017, EN 62479:2010  
Article 3.1(a)

An EU Type Examination Certificate for this Product was issued in accordance with Annex III (Module B) of the 2014/53/EU Radio Equipment Directive by Bay Area Compliance Laboratories Corp. (2014/53/EU Radio Equipment Directive Notified Body Identification Number 1313)

Signed on behalf of ORAIMO TECHNOLOGY LIMITED  
(Signature of authorized person)  
Greeny Xian  
Signature:   
Manager  
Date: 2023-5-05