



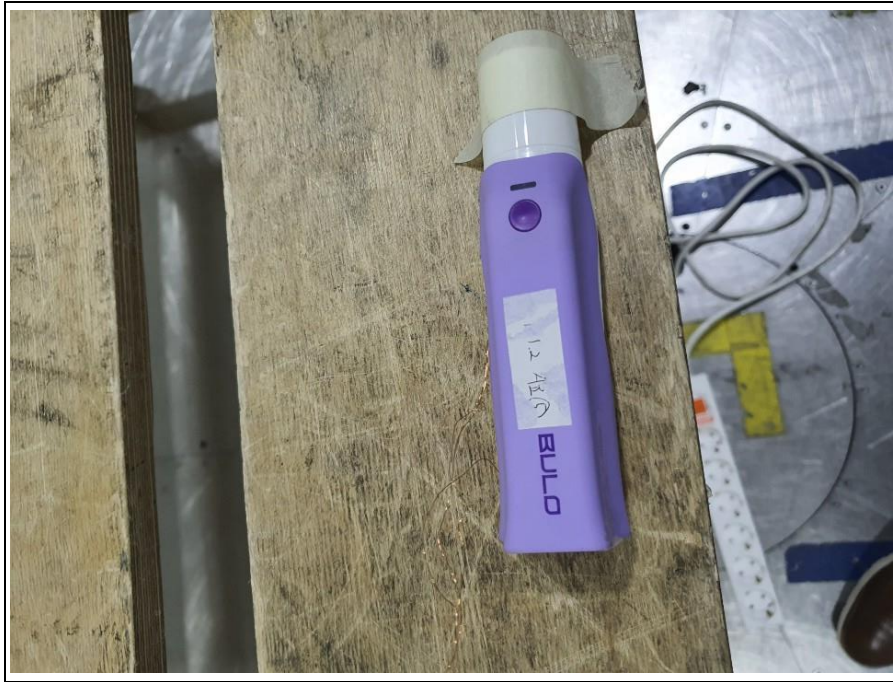
Test setup photos of EUT




1. Orthogonal plane of EUT

- The three orthogonal planes (X, Y, Z).

X-axis



Y-axis







Z-axis





2. Photo of Radiated Spurious Emission Test (Below 1 GHz)





3. Photo of Radiated Spurious Emission Test (Above 1 GHz)

-1 GHz ~ 18 GHz



-18 GHz ~ 25 GHz





4. Photos of Conducted test

