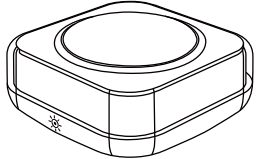


T22




Night Light Wireless Charger

USER MANUAL

Preface:

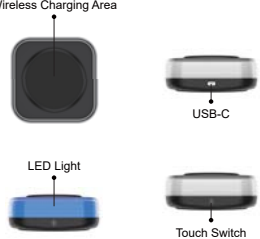
Dear customers, thank you for purchasing our products. In order to understand the product further. Please read this manual carefully before use. We wish you a pleasant experience!



It is suggested to use 9V~2A adapter.

Specifications:

Night Light Wireless Charger
Model: T22
USB-C input: 9V~2A
Phone output: 15W Max
Earphone output: 5W Max
LED Power: 3W MAX



Compatibility:

Mobile Phone

For iPhone

- 15 Pro Max/15 Pro/15 Plus/15/14 Pro Max/14 Pro/14 Plus/14/13 Pro Max/13 Pro/13/13 mini/12 Pro Max/12 Pro/12/12 mini/X/XR/XS Max/X/8 Plus/8/SE 2/SE

For Samsung

- Samsung Galaxy Z Fold5/Z Flip5/23 Ultra/S23+/S23/S22 Ultra/S22+/S22/S21 FE/S21 Ultra/S21+/S20 FE/S20/S20+/S20 Ultra/S10E/S10/S10+/S9/S9+/S8/S8+/S7/S7+/S7 Edge/S7 Active/S6/S6 Edge+/S6 Active/Z Flip4/Z Flip3/Z Flip/Z Fold4/Z Fold3/Z Fold2/Note 20 Ultra/Note 20/Note10 (5G)/Note10+ (5G)/Note9/Note 8/Note7/Note 6/ Note 5
- Other mobile phones that support the Qi standard

TWS Earphone:

- AirPods Pro 2nd Generation/AirPods Pro/AirPods 3/AirPods 2/AirPods(wireless charging case).
- Samsung Galaxy Buds live/Galaxy Buds plus/Galaxy Buds 2/Galaxy Buds Pro

LED light working status illustrate

	blue breathing light	Extinguished after 5s
	Charge the device	blue breathing light continuously
	Turn off charging alerts	Double click
		First level
		Second level
		Third level

Noticed: wireless charging and night light working together need to double touch the switch to turn off the light

Please Note:

1. Please remove your phone case before charging if the thickness >5 mm, or if the phone case makes your phone size longer than 164 mm.
2. Only use certified QC 3.0/PD charging wall adapter to charge the device, do not plug into computer USB port or any other non-certified USB port.
3. Place your Qi-enabled device accurately into wireless charging area when charging.
4. A QC 3.0/PD adapter is required when charging mobile phones can be quickly charged.
5. Make sure to disconnect the device from power when cleaning.
6. It is normal and safe to hear a humming noise when very close to the charger. It means that this wireless charger is adjusting its temperature to achieve a more efficient charging speed.
7. If your device can not be fully charged, this may due to high environmental temperature, please recharge after the temperature is lowered. Our charger has temperature control to safeguard your device when charging.

Important Safety Instructions

- Do not store device in high-temperature environment, including heat caused by intense sunlight or other forms of heat.
- Do not place device in fire or other excessively hot environments. Exposure to fire or temperature above 212°F(100C) may cause explosion.
- Do not use the wireless charger in excess of its output rating. Overloading outputs above rating may result in a risk of fire or injury to persons.
- Do not expose the wireless charger to rain or snow.
- Do not modify, repair or disassemble the unity, if so, please contact the manufacturer.

Switch off the wireless charger when not in use. The wireless charger will automatically switch off when disconnected from its wall charger.

FCC Warning

This device complies with part 15 of the FCC Rules. Operation is subject to the following two conditions:
(1) This device may not cause harmful interference, and
(2) this device must accept any interference received, including interference that may cause undesired operation.

Any Changes or modifications not expressly approved by the party responsible for compliance could void the user's authority to operate the equipment.

his equipment has been tested and found to comply with the limits for a Class B digital device, pursuant to part 15 of the FCC Rules. These limits are designed to provide reasonable protection against harmful interference in a residential installation. This equipment generates uses and can radiate radio frequency energy and, if not installed and used in accordance with the instructions, may cause harmful interference to radio communications. However, there is no guarantee that interference will not occur in a particular installation. If this equipment does cause harmful interference to radio or television reception, which can be determined by turning the equipment off and on, the user is encouraged to try to correct the interference by one or more of the following measures:

- Reorient or relocate the receiving antenna.
- Increase the separation between the equipment and receiver.
- Connect the equipment into an outlet on a circuit different from that to which the receiver is connected.
- Consult the dealer or an experienced radio/TV technician for help.

FCC RF exposure statement:

The equipment complies with FCC radiation exposure limits set forth for an uncontrolled environment. This equipment should be installed and operated with minimum distance between 20cm the radiator your body.

CE

This device in compliance with the essential requirements and other relevant provisions of Directive 2014/53/EU. All essential radio test suites have been carried out. This restriction will be applied to all Member States of European Union.

This device was tested for uncontrolled environment operations. To complywith RF exposure requirements, a minimum separation distance of 20cm must be maintained between the user's body and the product

Declaration of Conformity

Hereby, Shenzhen Yifeng Intelligent Technology Co., Ltd. declares that the product type T22 is in compliance with Directives 2014/53/EU & 2011/65/EU. The full text of the EU declaration of conformity is available at the following internet address: <https://www.YFZ11.cn/>

Radiated H-Field	-10.9 dBuA/m (@10m)
TX/RX Frequency Range	110-148kHz(Only for EU&UK)

Thank you for choosing our product

CE FCC RoHS

PANTONE 2133C



YFZ11 深圳市亿锋智能技术有限公司

物料名称: T22说明书(符合RoHS标准)

产品名称	设计者	产品工程师	核准
小夜灯无线充电器	梁耀文	詹剑锋	詹春妙
材质	成品尺寸	展开尺寸	设计日期
128铜板	60X80mm	480X80mm	2023/8/18