

客 户  
CUSTOMER

KFT-107

ROHS

## SPECIFICATION FOR APPROVAL

型 号  
MODEL NO. : G(43.5LI+19)

柯菲特料号  
KEFEITE NO. :107-G(43.5+19)-0.08X105PX10TS-6.3uH-50MM

客户料号  
CUSTOMER P/N:T22-G(43.5+19)-6.3uH-50MM

日期  
DATE : 2022/08/12

版 本  
REV : A1

※产品符合: RoHS PAHS 6P REACH

确认后签名, 并返回一份。

PLEASE RETURN TO US COPY OF "SPECIFICATION FOR APPROVAL" WITH YOUR APPROVED SIGNATURES.

	"√"	CUSTOMER'S SIGNATURE	NOTE
FULL APPROVED			
CONDITIONAL APPROVED			
REJECTED			

深圳市柯菲特电子有限公司  
SHENZHEN KEFEITE ELELECTRONICS CO., LTD

深圳、宝安、石岩官田新时代工业区C幢2楼

FactoryAddress:2/F,New era industrial area C Building  
Guantiancommunity, Shenzhen.

TEL:86-755-27352660

FAX:86-755-27352742

HTTP:WWW.Kefeite.net(了解更多资讯, 请浏览本公司网站)





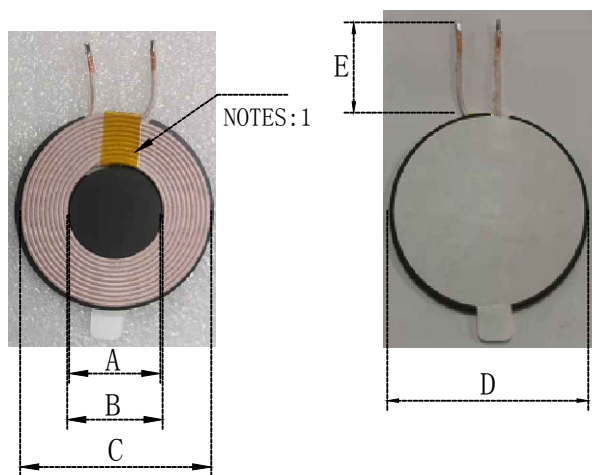


# 深圳市柯菲特电子有限公司

SHENZHEN KEFEITE ELECTRONICS CO., LTD

CUSTOMER:	KFT-107	VERSION:	A1
CUSTOMER NO:	T22-G(43.5+19)-6.3uH-50MM	PAGE:	3/5
KFT P/N:	107-G(43.5LI+19)-0.08X105PX10TS-6.3uH-50MM	Date:	2022/08/12

## 1. CONFIGURATION&DIMENSIONS:



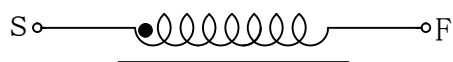
A	19.0 ± 1.0mm
B	20.5 ± 0.5mm
C	38.0 ± 0.4mm
D	43.5 ± 0.5mm
E	90 ± 1.5mm
F	3.0 ± 1.0mm
G	2.8mm MAX

1. 线圈固定胶带 (0.06X8mm), 可依客户需求调整.
2. 产品要背贴带手撕位双面胶
3. H尺寸包含了离型纸厚度

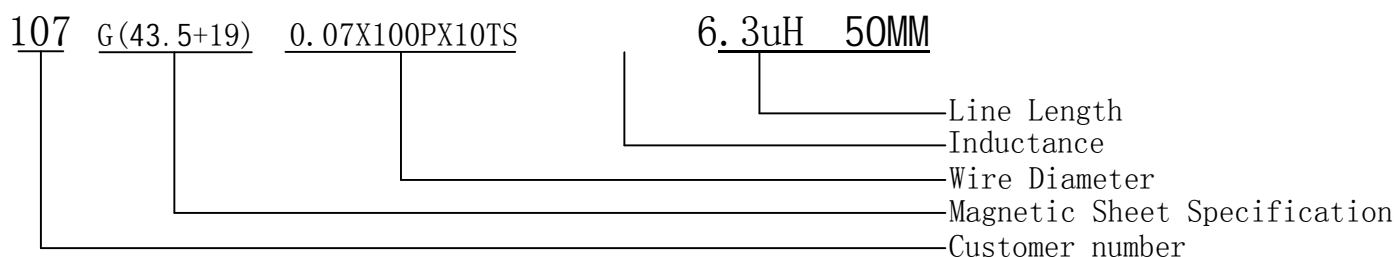
## 2. ELECTRICAL CHARACTER:

项目	规格	测试条件	测试仪器
电感量 (Ls)	6.3 ± 10%uH	10KHZ/1.0V	CH1062
直流电阻 (RDC)	≤ 59m Ω	At: 25°C	HG2512
品质因数 (Q)	≥ 20	100KHZ/1.0V	CH1062

## 3. SCHEMATIC



## 4. PART NUMBERING: PRODUCT IDENTIFICATION



DRAWN BY:	CHECKED BY:	Q. C DEPT:	APPROVED BY:
刘辉	覃金福		万建军



# 深圳市柯菲特电子有限公司

SHENZHEN KEFEITE ELECTRONICS CO., LTD

CUSTOMER:	KFT-107	VERSION:	A1
CUSTOMER NO:	T22-G(43.5+19)-6.3uH-50MM	PAGE:	4/5
KFT P/N:	107-G(43.5LI+19)-0.08X105PX10TS-6.3uH-50MM	Date:	2022/08/12

## 5. MATERIAL LIST:

NO	ITEM	DESCRIPTION	RATING	SUPPLIERS	UL NO.	REMARK
1	WIRE	丙酮线	155℃	SHANTOU SHENGANG ELECTRICAL INDUSTRIAL CO.,LTD	E239508	
2	SOLDER	99.3/0.7		SHENZHEN Hong Xing Wei solder Limited		
3	CORE	43.5X5.0X0.72mm(开直槽)		Changxing B0 Cheng Electronics CO.,LTD		
		19X1.0mm		Changxing B0 Cheng Electronics CO.,LTD		
4	EPOXY	1603HFR-HS		DONGBU FINE CHEMICAL CO LTD		
5	TAPE	PI 260℃		SU ZHOU MAILADUONA ELECTRIC MATERIAL CO.,LTD	E188295	

## 6. GENERAL SPECIFICATION:

项目	测试条件	判断标准
Isat (饱和电流)	1. 正常室内环境25℃. 2. 分十步外加直流电流. 3. 待电感值变化稳定后再加下一步电流.	Isat@.La≥*%L0 L:加载直流电流后测试感值 L0:未加载直流电流的标准值.
Irms (温升电流)	1. 正常室内环境25℃, 禁止通风. 2. 分十步外加直流电流. 3. 每步时间间隔为5分钟.	Irms@ΔT≤40℃ 1. ΔT是电感表面温度, 相对于初始测试温度的上升温度. 2. 不得有电感部件颜色外形变化.
L(85℃) (电感量)	1. 在85℃烘烤15Min, 即时取出测试电感量. 2. 产品必需在10sec之内测试完成, 温度约在85℃ TYP.	L(85℃)≈Ls 1. Ls:电感标准值(25℃) L(85℃):电感量(85℃) 2. 电感量的变化率在标准值的范围之内.

DRAWN BY:	CHECKED BY:	Q. C DEPT:	APPROVED BY:
刘辉	覃金福		万建军 