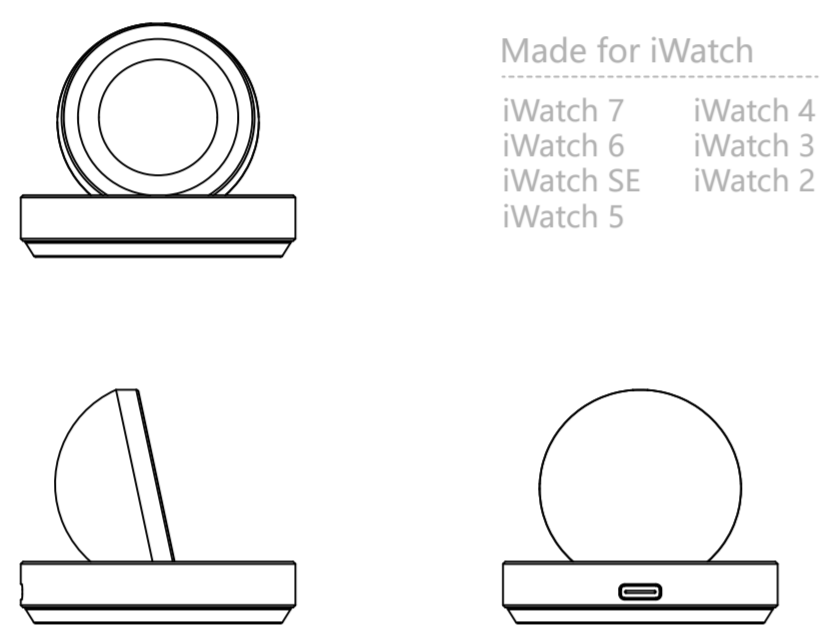



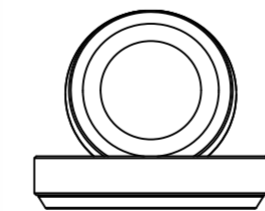
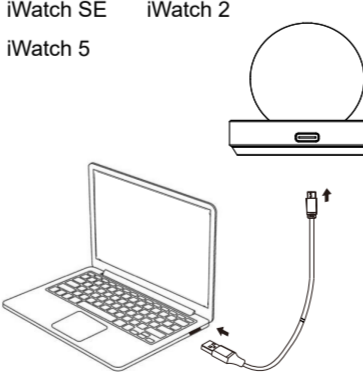



<p>BORN TO CHARGE YOUR WATCH</p>  <p>Made for iWatch iWatch 7 iWatch 4 iWatch 6 iWatch 3 iWatch SE iWatch 2 iWatch 5</p> <p>CE FC RoHS Made in China</p>	 Precise Magnetic Attachment	 <p>Magnetic Charging Module</p>	<p>Specifications</p> <p>Model:T1 Input: 5V = 1A Output: 3W Max</p> <p><input type="checkbox"/> White <input type="checkbox"/> Black</p>
--	---	--	--

<p>T1</p> <p>Magnetic Charging Module</p>  <p>User Manual</p>	<p>EN</p> <p>Specifications</p> <p>Model:T1 Input: 5V = 1A Output: 3W Max Input interface :Type-C</p>  <p>Before using this product, please read this manual carefully. Keep this manual for future reference.</p>	<p>THANK YOU FOR CHOOSING OUR PRODUCT</p>
--	---	--

<p>EN</p> <p>Made for iWatch</p> <p>iWatch 7 iWatch 4 iWatch 6 iWatch 3 iWatch SE iWatch 2 iWatch 5</p> 	<p>EN</p> <p>iwatch description</p>  <p>This product has an adsorption function, which can accurately align the charging position of the watch.</p>	<p>EN</p> <p>Safety warning</p> <ol style="list-style-type: none"> 1. Do not put this product into fire or water to avoid short circuit leakage or damage to the product. 2. Please check the product, data cable and other accessories before use. Immediately stop using the product if you notice any damage. 3. Do not use this product in a high temperature, humid or corrosive environment, so as not to damage the circuit and prevent charging or other. 4. Do not contact the product with corrosive liquids, otherwise it will cause serious damage and the product will not be guaranteed. 5. Do not disassemble or modify this product for any reason, so as to avoid secondary failure and burning, which is not covered by the warranty.
--	---	---

FCC WARNING

This device complies with part 15 of the FCC Rules. Operation is subject to the following two conditions: (1) this device may not cause harmful interference, and (2) this device must accept any interference received, including interference that may cause undesired operation.

Any changes or modifications not expressly approved by the party responsible for compliance could void the user's authority to operate the equipment.

NOTE: This equipment has been tested and found to comply with the limits for a Class B digital device, pursuant to Part 15 of the FCC Rules. These limits are designed to provide reasonable protection against harmful interference in a residential installation. This equipment generates, uses and can radiate radio frequency energy and, if not installed and used in accordance with the instructions, may cause harmful interference to radio communications.

However, there is no guarantee that interference will not occur in a particular installation.

If this equipment does cause harmful interference to radio or television reception, which can be determined by turning the equipment off and on, the user is encouraged to try to correct the interference by one or more of the following measures:

- Reorient or relocate the receiving antenna.
- Increase the separation between the equipment and receiver.
- Connect the equipment into an outlet on a circuit different from that to which the receiver is connected.
- Consult the dealer or an experienced radio/TV technician for help.

To maintain compliance with FCC's RF Exposure guidelines, This equipment should be installed and operated with minimum distance between 20cm the radiator your body: Use only the supplied antenna.