

CUSTOMER

KFT-107



## SPECIFICATION FOR APPROVAL

MODEL NO. : G(38.6LI+19)

KEFEITE NO. : 107-M7-G(38.6+19)-0.08X105PX10TS-6.3uH-90mm

CUSTOMER P/N: M7

DATE : 2022/09/30

REV : A1

✘ 产品符合:  RoHS  PAHS  6P  REACH

PLEASE RETURN TO US COPY OF "SPECIFICATION FOR APPROVAL" WITH YOUR APPROVED SIGNATURES.

	"√"	CUSTOMER'S SIGNATURE	NOTE
FULL APPROVED			
CONDITIONAL APPROVED			
REJECTED			

## SHENZHEN KEFEITE ELELECTRONICS CO., LTD

FactoryAddress:2/F,Guantiancommunity,Shenzhen.New era industrial area  
C Building

TEL:86-755-27352660

FAX:86-755-27352742

HTTP:WWW.Kefeite.net



# SHENZHEN KEFEITE ELECTRONICS CO., LTD

CUSTOMER:	KFT-107	VERSION:	A1	
CUSTOMER NO:	M7	PAGE:	2/5	
KFT P/N:	107-M7-G(38.6+19)-0.08X105PX10TS-6.3uH-90mm	Date:	2022/09/30	
VERSION	MODIFY THE CONTENT	Date	Drawn By	Checked By
A1	New Version	2022/09/30	FIGO	QIONJIN



NOTES:



# SHENZHEN KEFEITE ELECTRONICS CO., LTD

CUSTOMER:	KFT-107	VERSION:	A1
CUSTOMER NO:	M7	PAGE:	3/5
KFT P/N:	107-M7-G(38.6+19)-0.08X105PX10TS-6.3uH-90mm	Date:	2022/09/30

## 1. CONFIGURATION&DIMENSIONS:



A	19.0 ± 1.0mm
B	20.5 ± 0.5mm
C	38.0 ± 0.4mm
D	38.6 ± 0.5mm
E	90 ± 1.5mm
F	3.0 ± 1.0mm
G	2.8mm MAX

1. Fixing tape (0.06X8mm), Adjustable.
2. Double sided adhesive tape on the back of the product
3. H dimension includes the thickness of release paper

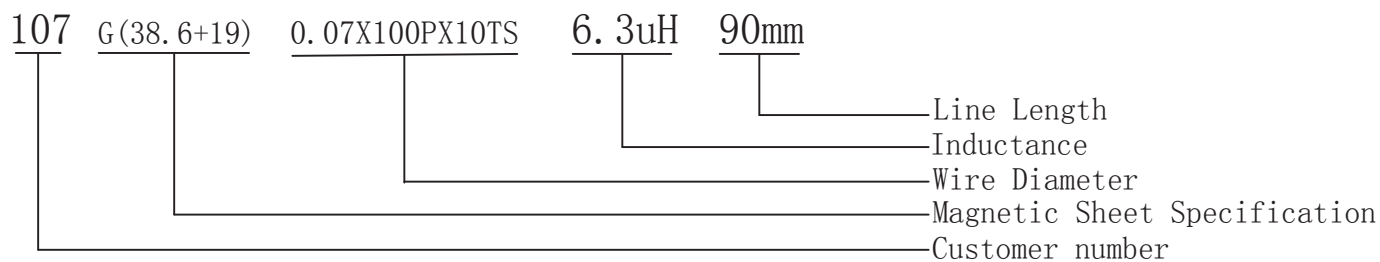
## 2. ELECTRICAL CHARACTER:

PROJECT	SPECIFICATIONS	TEST CONDITIONS	TEST INSTRUMENT
(Ls)	6.3 ± 10%uH	10KHZ/1.0V	CH1062
(RDC)	≤ 59mΩ	At: 25°C	HG2512
(Q)	≥ 20	100KHZ/1.0V	CH1062

## 3. SCHEMATIC



## 4. PART NUMBERING: PRODUCT IDENTIFICATION



DRAWN BY:	CHECKED BY:	Q. C DEPT:	APPROVED BY:
FI GO	QIONJINFU		W. J. J



# SHENZHEN KEFEITE ELECTRONICS CO., LTD

CUSTOMER:	KFT-107	VERSION:	A1
CUSTOMER NO:	M7	PAGE:	4/5
KFT P/N:	107-M7-G(38.6+19)-0.08X105PX10TS-6.3uH-90mm	Date:	2022/09/30

## 5. MATERIAL LIST:

NO	ITEM	DESCRIPTION	RATING	SUPPLIERS	UL NO.	REMARK
1	WIRE	Acetone line	155°C	SHANTOU SHENGANG ELECTRICAL INDUSTRIAL CO., LTD	E239508	
2	SOLDER	99.3/0.7		SHENZHEN Hong Xing Wei solder Limited		
3	CORE	43.5X5.0X0.72mm		Changxing BO Cheng Electronics CO., LTD		
		19X1.0mm				
4	EPOXY	1603HFR-HS		DONGBU FINE CHEMICAL CO LTD		
5	TAPE	PI 260°C		SU ZHOU MAILADUONA ELECTRIC MATERIAL CO., LTD	E188295	

## 6. GENERAL SPECIFICATION:

- 1 Tested at 1.0KHZ/0.25Vrms, 0 Adc.  
Average current for 40°C temperature rise from 75°C.
- 2 Saturation current (Isat):  
Inductance drop: 10% typ at Isat.
- 3 Heat rating current (Irms):  
 $L @ Irms = \Delta T \leq 40^\circ C$ .
- 4 Electrical specifications at 25°C
- 5 Storage Temp: -40°C....+85°C
- 6 Operating Temp: -40°C....+85°C

DRAWN BY:	CHECKED BY:	Q. C DEPT:	APPROVED BY:
FI GO	QIONJINFU		W. J. J