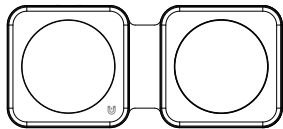


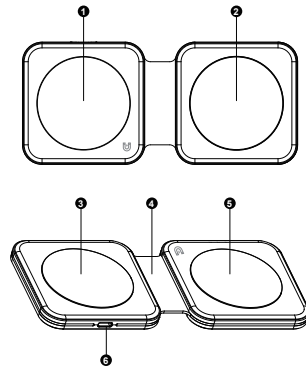
二合一折叠式磁吸无线充电器(M18说明书文件)



User Manual

Preface:

Dear customers, thank you for purchasing our products. In order to understand the product further. Please read this manual carefully before use. We wish you a pleasant experience!



- ① Magnetic charging area for Mobile phone
- ② Phone or earphone charging area
- ③ Anti-slip silicone
- ④ Foldable storage silicone design
- ⑤ Anti-slip silicone
- ⑥ USB-C interface

FCC Warning

This device complies with part 15 of the FCC Rules. Operation is subject to the following two conditions: (1) This device may not cause harmful interference, and (2) this device must accept any interference received, including interference that may cause undesired operation. Any Changes or modifications not expressly approved by the party responsible for compliance could void the user's authority to operate the equipment. This equipment has been tested and found to comply with the limits for a Class B digital device, pursuant to part 15 of the FCC Rules. These limits are designed to provide reasonable protection against harmful interference in a residential installation. This equipment generates uses and can radiate radio frequency energy and, if not installed and used in accordance with the instructions, may cause harmful interference to radio communications. However, there is no guarantee that interference will not occur in a particular installation. If this equipment does cause harmful interference to radio or television reception, which can be determined by turning the equipment off and on, the user is encouraged to try to correct the interference by one or more of the following measures:

- Reorient or relocate the receiving antenna.
- Increase the separation between the equipment and receiver.
- Connect the equipment into an outlet on a circuit different from that to which the receiver is connected.
- Consult the dealer or an experienced radio/TV technician for help.

FCC RF exposure statement:

The equipment complies with FCC radiation exposure limits set forth for an uncontrolled environment. This equipment should be installed and operated with minimum distance between 20cm the radiator your body.



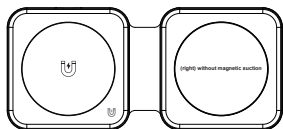
Specifications

- 2-in-1 Folding Magnetic Wireless Charger
- Input: 9V~2.66A
- Phone output(Magnetic): 15W Max
- TWS output: 5W Max
- Input interface: USB-C

Compatible Devices

- iPhone 15 Pro Max/15 Pro/15 Plus/15/14 Pro Max/14 Pro/14 Plus/14/13 Pro Max/13 Pro/13/13 mini/12 Pro Max/12 Pro/12/12 mini
and other magnetic phone wireless chargers)
- AirPods Pro 2nd Generation/AirPods 3/AirPods Pro/AirPods 2nd Generation
(right) without magnetic suction
- Samsung Galaxy Z Fold5/Z Flip5/S23 FE/S23 Ultra/S23+/S23/S22 Ultra/S22+/S22/S21 FE/S21 Ultra/S21+/S20 FE/S20/S20+/S20 Ultra/S10E/S10/S10+/S9/S9+/S8+/S8/S7/S7+/S7 Edge/S7 Active/S6/E Edge+/S6 Active/Z Flip4/Z Flip3/Z Flip3 Fold4/Z Fold3/Z Fold2/ Note 20 Ultra/Note 20/Note10 (5G)/Note10+ (5G)/Note9/Note 8/Note7/Note6/Note 5 (folding screen)

(For the best charging experience, please use QC3.0/24W power adapter or a larger power adapter)



Using instructions

- Place the mobile phone with magnetic suction on the magnetic suction position for wireless fast charger.
- Connect the wireless charging headset to the headset charging slot for wireless charger.

How to solve abnormal charging:

- Please confirm whether your mobile phone has wireless charging function before use;
- Check whether the phone deviates from the wireless inductive charging area of the charger;
- Whether a non-metallic protective case is used for charging mobile phones, and the thickness of the protective case is recommended not to exceed 4mm;
- When metal objects touch the charging area, the charger will automatically identify and provide power off protection.
- When the temperature of the charger is too high, it will automatically start the protection. Please unplug the power supply first and use it after the charger recovers the temperature.

Q&A:

Q: Why is there heating in the charging of wireless charging inductive products?

A: During the charging process, there will be a certain loss of magnetoelectric conversion, which will be converted into heat, causing the mobile phone and charger to generate heat, which is a normal phenomenon.

Safety Notes

- Use indoor or under dry environment, avoid placing or using in the environment of high temperature, humidity, strong static electricity and strong magnetic field;
- For your safety, please do not use wet hand plug and unplug electrical appliances;
- Avoid putting it in a place easily accessible to infants and children;
 - Do not use the product if it is contaminated with water or dirt;
 - Non-professional personnel are not allowed to open and repair without authorization.

Suggestions:

- When the device is fully charged, disconnect it from charging time to avoid a long cycle of charging, which may lead to continuous heating of the device and charger;
- It is recommended to stop running the background software when charging the phone.
- If your iPhone is not charging, it may be a version issue. Please upgrade your phone to the latest system, or restart your phone to resolve the issue.
- If the device does not charge your watch, please check if your watch is up to date, if not, please upgrade to the latest system to solve the problem.
- Please charge after the temperature cools. Our chargers have temperature control to ensure your device is safe while charging.

Tip: It is recommended not to expose the charger to environments higher than 40°C to avoid affecting its lifespan.

[illegible]

材质:128铜板
成品尺寸:70*90*mm

深圳市亿锋智能技术有限公司

物料名称:说明书(符合RoHS标准)

产品名称	产品工程师	设计者
二合一折叠磁吸无线充电器	詹剑锋	梁耀文