



## 1. Photographs of Test Configuration



The initial test position. +Z axis. Phi and Theta are zero degree.



Test Setup Photos



## 2. Antenna Configuration Diagram of EUT



—THE END—