



1. Photographs of Radiated Emissions Test Configuration

For EUT in Y axis (WLAN 5GHz UNII 2C bandedge)

FRONT VIEW




REAR VIEW




For EUT in X axis (WLAN 5GHz UNII 2A) and EUT in X axis (WLAN 5GHz UNII 2C harmonic)

FRONT VIEW



REAR VIEW



————THE END————