

Shenzhen Kexin Wireless Technology Co., Ltd

Antenna Test Report

Customer: A surname

Product: 2.4G antenna


Report date: 2023-05-09

Prepared by : Liu

Checked by : Xie

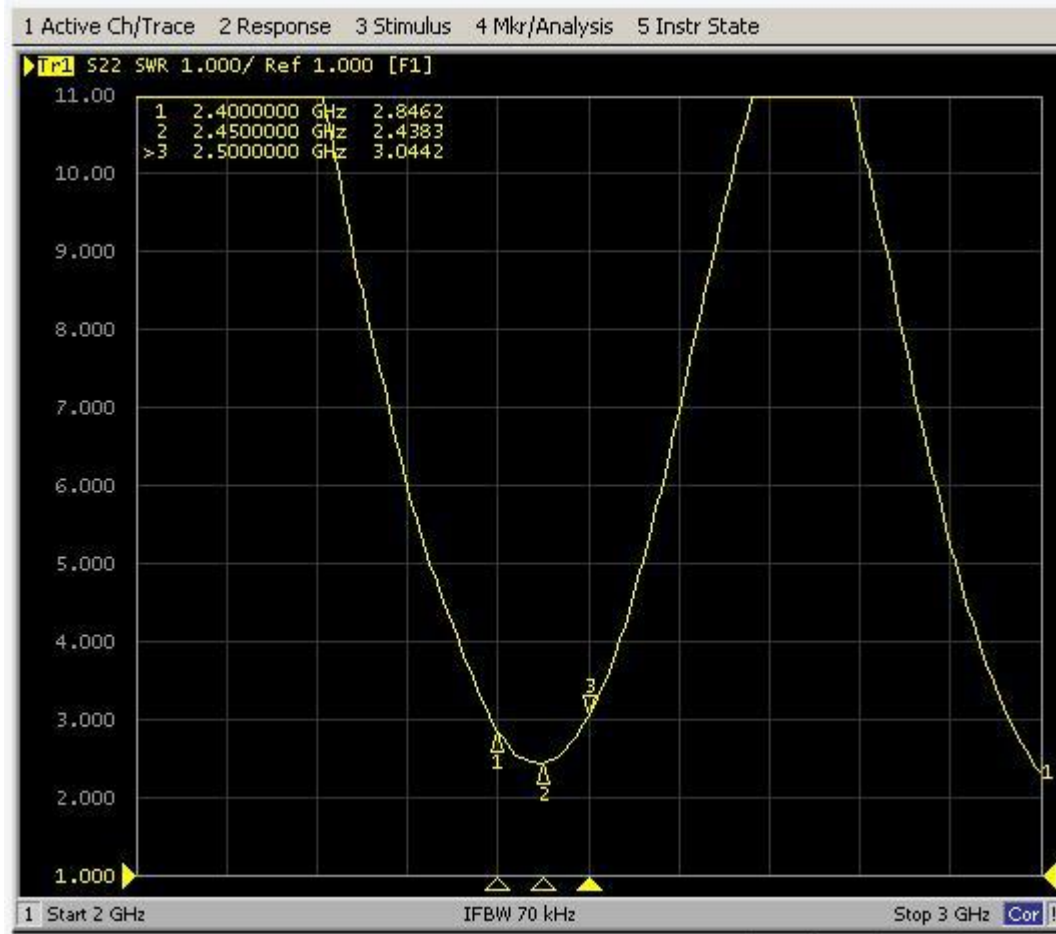
Approved by :Wang

1. Product Overview & Dimension

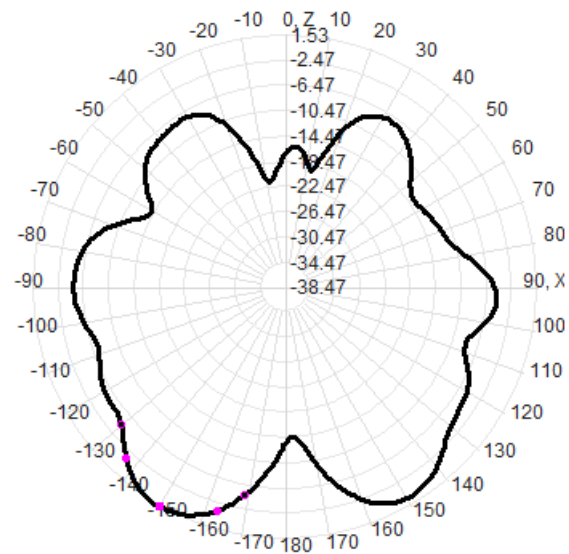
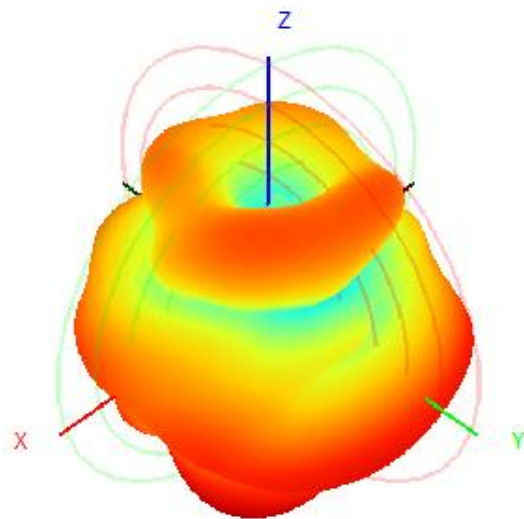


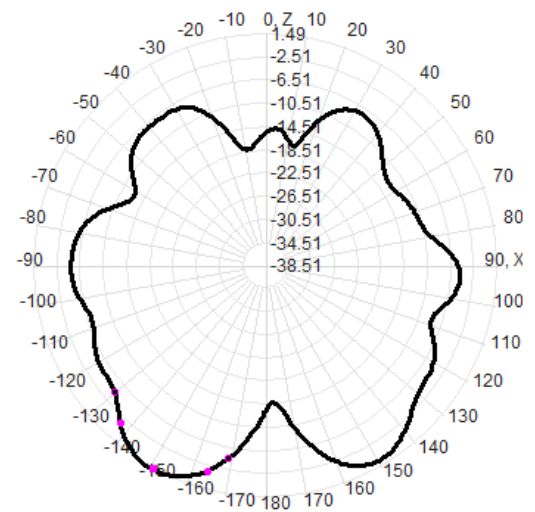
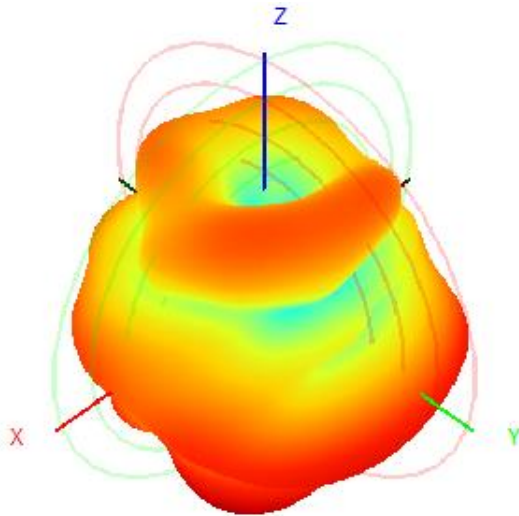
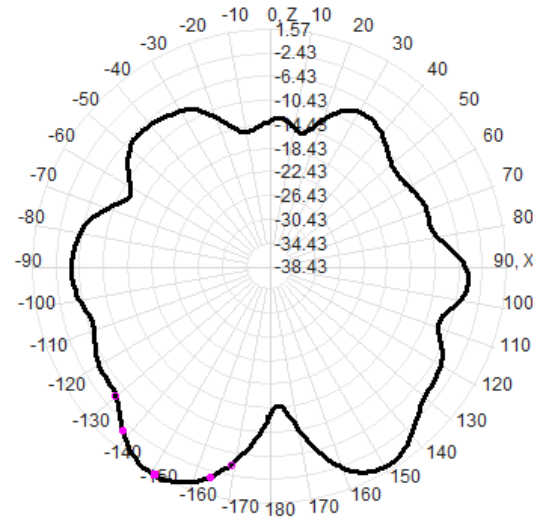
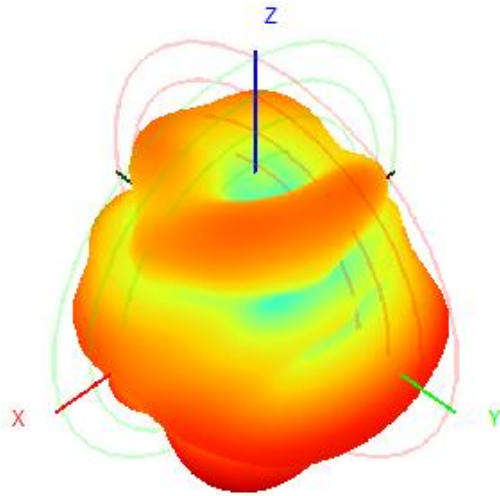
2. Test Result

WIFI MAIN Antenna VSWR/S11/Return Loss



WiFi Antenna Smith Chart





Antenna test data

Frequency ID	1	2	3	4	5	6	7	8	9	10	11
Frequency (MHz)	2400.0	2410.0	2420.0	2430.0	2440.0	2450.0	2460.0	2470.0	2480.0	2490.0	2500.0
Efficiency (dBi)	-5.20	-5.13	-5.09	-5.13	-5.03	-4.85	-4.95	-4.96	-4.82	-4.75	-4.44
Gain (dBi)	2.43	2.48	2.58	2.71	2.99	3.32	3.32	3.29	3.35	3.25	3.34
Efficiency (%)	30.18	30.66	30.97	30.72	31.42	32.73	31.98	31.88	32.94	33.48	35.95
Directivity (dB)	7.63	7.61	7.67	7.83	8.02	8.17	8.27	8.26	8.17	8.00	7.78
Peak Gain Position (Theta)	144.00	144.00	145.00	145.00	145.00	145.00	145.00	146.00	146.00	146.00	146.00
Peak Gain Position (Phi)	27.00	28.00	29.00	30.00	31.00	31.00	31.00	29.00	29.00	28.00	28.00
Efficiency ThetaPol (%)	25.27	25.60	25.76	25.47	26.06	27.24	26.68	26.64	27.62	28.20	30.45
Efficiency PhiPol (%)	4.90	5.06	5.21	5.25	5.37	5.49	5.30	5.24	5.33	5.28	5.50
Upper Hem. Efficiency (%)	6.50	6.70	6.70	6.58	6.60	6.80	6.76	7.00	7.62	8.26	9.41
Lower Hem. Efficiency (%)	23.68	23.96	24.27	24.14	24.83	25.93	25.22	24.88	25.32	25.22	26.54