
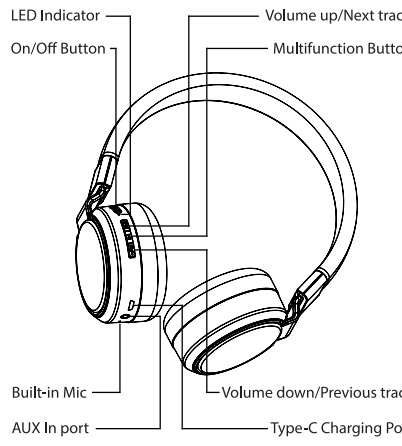







<p>Planet Buddies Animal Character Headphone Wireless V2 - PRODUCT MANUAL</p> <p>PBPGHPWV2, PBPANHPWV2, PBOWLHPWV2</p> <p>Dear User, Thank you for purchasing Planet Buddies' Animal Character Wireless Headphones. Before using them, please carefully read the information in this product manual and keep it in a safe place for future reference.</p> 	<p>Overview</p> 	<p>Functions & Features</p> <ol style="list-style-type: none"> Child-safe 85db volume limited audio to protect hearing Wireless compatible with iOS/Android Up to 40-hour total playtime (Up to 2 hours charging time) Built-in microphone Strong, adjustable design for comfort and durability Foldable design for portability <p>Technical Specifications</p> <ol style="list-style-type: none"> BT Version: V5.3 Range: 10M Play time: Up to 40 hours (70% volume) Charging time: Up to 2 hours Battery capacity: 450 mAh Stand by time: Up to 100 hours 	<p>LED indicator light</p> <ol style="list-style-type: none"> Power on: Flashes blue for 1 second Pairing: Flashes red and blue BT connected: Flashes blue once in 5 seconds Low battery: Flashes red Charging: Static red Charge full: LED OFF Playing: Flashes blue once in 5 seconds <p>Button Control</p> <ol style="list-style-type: none"> Power ON/OFF: Switch ON/OFF button to ON/OFF position. Play/Pause: Press the multifunction button. Volume +/- : Press the volume +/- button. Play next/previous: Press and hold the volume +/- button. Answer phone call: Press the multifunction button during incoming call. 	<ol style="list-style-type: none"> Hang up: Press the multifunction button while on call. Reject phone call: Press and hold the multifunction button during incoming call. Redial: Press the multifunction button twice to redial the last dialed number. Voice assistant: Press and hold the multifunction button for 2 seconds to activate voice assistant (phone must have Google Assistant/Siri/Alexa installed) <p>Charging</p> <ol style="list-style-type: none"> Connect the charging port with any USB charging adapter or active computer USB port. Charging will start automatically with LED indicator turning red. The headphones are fully charged when LED indicator turns off. 	<p>Character Designs</p> <p>Penguin - PBPGHPWV2 - "PB Penguin HP" Panda - PBPANHPWV2 - "PB Panda HP" Owl - PBOWLHPWV2 - "PB Owl HP"</p> <p>Bluetooth Pairing</p> <ol style="list-style-type: none"> Make sure the headphones and your BT device are next to each other (within 1m) Switch ON/OFF button to ON position to bring the headphones into pairing mode. The LED indicator will flash blue and red alternately. Activate BT function on your device and search for the nearby BT connection. Find "PB Penguin HP"/"PB Panda HP" or "PB Owl HP" in the search results. Tap on the name to connect. Once connected, the blue LED will flash once every 5 seconds. Two BT devices can be connected to these headphones at the same time. After connecting 	<p>the first device, turn off device BT connection and turn off headphones. Now repeat the pairing procedure for the second device. Once pairing is complete, switch on the first device, find "PB Penguin HP"/"PB Panda HP" or "PB Owl HP" and connect to it.</p> <ol style="list-style-type: none"> The headphones can remember previously paired devices. If you have previously paired the headphones with a device, simply turn on your device and the headphones and they will connect to the last connected device automatically without going into pairing mode. If the headphones is not paired to any device within 5 minutes, it will power off automatically. <p>Line-in Mode</p> <p>The headphones can also be used as a wired headset. With the included AUX-in cable, you can still enjoy music when the battery runs low.</p>	<p>Included</p> <p>1x Headphones 1x User manual 1x AUX-in cable 1x Type C charging cable</p> <p>Warranty</p> <p>This product is covered under a 12 month limited warranty for product defects. This warranty does not cover products which have been:</p> <ul style="list-style-type: none"> damaged by consumer; opened and/or altered in any way; subject to normal wear and tear. <p>If you are experiencing any issues with your product that you can not resolve using this user manual, please contact us at info@planetbuddies.com, attaching proof of purchase, along with a photo of the defect.</p>
--------------------------------------------------------------------------------------------------------------------------------------------------------------------------------------------------------------------------------------------------------------------------------------------------------------------------------------------------------------------------------------------------------------------------------------------------------------	----------------------------------------------------------------------------------------------------------	-------------------------------------------------------------------------------------------------------------------------------------------------------------------------------------------------------------------------------------------------------------------------------------------------------------------------------------------------------------------------------------------------------------------------------------------------------------------------------------------------------------------------------------------------------------------------------------------------------------------------------------------------------------------------------------------------------	-----------------------------------------------------------------------------------------------------------------------------------------------------------------------------------------------------------------------------------------------------------------------------------------------------------------------------------------------------------------------------------------------------------------------------------------------------------------------------------------------------------------------------------------------------------------------------------------------------------------------------------------------------------------------------------------------------------------------------------------------------------------------	---------------------------------------------------------------------------------------------------------------------------------------------------------------------------------------------------------------------------------------------------------------------------------------------------------------------------------------------------------------------------------------------------------------------------------------------------------------------------------------------------------------------------------------------------------------------------------------------------------------------------------------------------------------------------------------------------------------------------------------------------------------------------------	------------------------------------------------------------------------------------------------------------------------------------------------------------------------------------------------------------------------------------------------------------------------------------------------------------------------------------------------------------------------------------------------------------------------------------------------------------------------------------------------------------------------------------------------------------------------------------------------------------------------------------------------------------------------------------------------------------------------------------------------------------------------------------------------------------------------------------------	------------------------------------------------------------------------------------------------------------------------------------------------------------------------------------------------------------------------------------------------------------------------------------------------------------------------------------------------------------------------------------------------------------------------------------------------------------------------------------------------------------------------------------------------------------------------------------------------------------------------------------------------------------------------------------------------------------------------------------------------------------------------------------------------------------------------------------------------------------------------------	----------------------------------------------------------------------------------------------------------------------------------------------------------------------------------------------------------------------------------------------------------------------------------------------------------------------------------------------------------------------------------------------------------------------------------------------------------------------------------------------------------------------------------------------------------------------------------------------------------------------------------------------------------------------------------------------------------------------

<p>Important Safety Instructions</p> <ol style="list-style-type: none"> Read these instructions. Keep these instructions. Heed all warnings. Follow all instructions. Do not install near any heat sources such as radiators, heat registers, stoves, or other apparatus (including amplifiers) that produce heat. Only use attachments/accessories specified by the manufacturer. Unplug this apparatus during lightning storms or when unused for long periods of time. Refer all servicing to qualified personnel. Servicing is required when the apparatus has been damaged in any way, such as power-supply cord or plug is damaged, objects have fallen into the apparatus, does not operate normally, or has been dropped. 	<p>Please read and keep all safety and use instructions.</p> <ul style="list-style-type: none"> Keep the product away from fire and heat sources. Do NOT place naked flame sources, such as lighted candles, on or near the product. Do NOT make unauthorized alterations to this product. Do NOT use a power inverter with this product. Use this product only with the power supply provided. Where the mains plug or an appliance coupler is used as the disconnect device, the disconnect device shall remain readily operable. Do not expose products containing batteries to excessive heat (e.g. from storage in direct sunlight, fire or the like). <p>ATTENTION: THIS PRODUCT IS NOT A TOY. NOT SUITABLE FOR USE BY PERSONS UNDER 3 YEARS.</p>	 <p>The crossed-out wheelee bin symbol means that the product must be disposed of separately in the European Union. These products must not be disposed of with unsorted household waste.</p>  <p>We, STRAX GmbH, declare under our sole responsibility, that the products "Planet Buddies Wireless Penguin Headphones (PBPBHPWV2)" "Planet Buddies Wireless Panda Headphones (PBPANHPWV2)" "Planet Buddies Wireless Owl Headphones (PBOWLHPWV2)" conform with the provisions according to directive 2014/53/EU.</p>  	<p>The full text of the EU Declaration of Conformity is available at the following internet address: https://www.strax.com/compliance/</p> <p>Distributor and EU importer: STRAX GmbH, Belgische Allee 52+54, 53842 Troisdorf, Germany, www.strax.com</p> <p>Distributor and US importer: STRAX Americas, Inc. 1867 NW 97th Ave., Ste. 103., Doral, FL 33172, USA, www.strax.com</p> <p>For Europe</p> <p>Frequency band of operation 2402 to 2480 MHz Bluetooth: Maximum transmit power less than 20 dBm EIRP Bluetooth Low Energy: Maximum power spectral density less than 10 dBm/MHz EIRP</p>	 <p>FCC ID: 2AXVU-PBHPWV2</p> <p>Regulatory Information</p> <p>NOTE: This equipment has been tested and found to comply with the limits for a Class B digital device, pursuant to part 15 of the FCC Rules. These limits are designed to provide reasonable protection against harmful interference in a residential installation.</p> <p>This equipment generates uses and can radiate radio frequency energy and, if not installed and used in accordance with the instructions, may cause harmful interference to radio communications. However, there is no guarantee that interference will not occur in a particular installation. If this equipment does cause harmful interference to radio or television reception, which can be determined by turning</p>	<p>the equipment off and on, the user is encouraged to try to correct the interference by one or more of the following measures:</p> <ul style="list-style-type: none"> Reorient or relocate the receiving antenna. Increase the separation between the equipment and receiver. Connect the equipment into an outlet on a circuit different from that to which the receiver is connected. Consult the dealer or an experienced radio/ TV technician for help. <p>Changes or modifications not expressly approved by the party responsible for compliance could void the user's authority to operate the equipment.</p> <p>This device complies with part 15 of the FCC Rules. Operation is subject to the following two conditions:</p>	<ol style="list-style-type: none"> This device may not cause harmful interference. This device must accept any interference received, including interference that may cause undesired operation. <p>This device contains licence-exempt transmitter(s)/receiver(s) that comply with Innovation, Science and Economic Development Canada's licence-exempt RSS(s).</p> <p>Operation is subject to the following two conditions:</p> <ol style="list-style-type: none"> This device may not cause interference. This device must accept any interference, including interference that may cause undesired operation of the device. <p>L'émetteur/récepteur exempt de licence contenu dans le présent appareil est conforme aux CNR d'Innovation, Sciences et</p>	<p>Développement économique Canada applicables aux appareils radio exempts de licence.</p> <p>L'exploitation est autorisée aux deux conditions suivantes :</p> <ol style="list-style-type: none"> L' appareil ne doit pas produire de brouillage; L' appareil doit accepter tout brouillage radioélectrique subi, même si le brouillage est susceptible d' en compromettre le fonctionnement. <p>CAN ICES-3 (B) / NMB-3 (B) This Class B digital apparatus complies with Canadian ICES-003.</p> <p>Cet appareil numérique de la Classe B conforme à la norme NMB-003 du Canada.</p> <p>This manual is available online in other languages. Please visit www.planetbuddies.com/manuals</p>
------------------------------------------------------------------------------------------------------------------------------------------------------------------------------------------------------------------------------------------------------------------------------------------------------------------------------------------------------------------------------------------------------------------------------------------------------------------------------------------------------------------------------------------------------------------------------------------------------------------------------------------------------------------------------------------------------------------------------------------------------------------------------------------------------------------------	-----------------------------------------------------------------------------------------------------------------------------------------------------------------------------------------------------------------------------------------------------------------------------------------------------------------------------------------------------------------------------------------------------------------------------------------------------------------------------------------------------------------------------------------------------------------------------------------------------------------------------------------------------------------------------------------------------------------------------------------------------------------------------------------------------------------------------------	---------------------------------------------------------------------------------------------------------------------------------------------------------------------------------------------------------------------------------------------------------------------------------------------------------------------------------------------------------------------------------------------------------------------------------------------------------------------------------------------------------------------------------------------------------------------------------------------------------------------------------------------------------------------------------------------------------------------------------------------------------------------------------------------------------------------------------------------------------------------	----------------------------------------------------------------------------------------------------------------------------------------------------------------------------------------------------------------------------------------------------------------------------------------------------------------------------------------------------------------------------------------------------------------------------------------------------------------------------------------------------------------------------------------------------------------------------------------------------------------------------------------------------------------------------------------------------------------------------------------	----------------------------------------------------------------------------------------------------------------------------------------------------------------------------------------------------------------------------------------------------------------------------------------------------------------------------------------------------------------------------------------------------------------------------------------------------------------------------------------------------------------------------------------------------------------------------------------------------------------------------------------------------------------------------------------------------------------------------------------------------------------------------------------------------------------------------------------------------------------------	-----------------------------------------------------------------------------------------------------------------------------------------------------------------------------------------------------------------------------------------------------------------------------------------------------------------------------------------------------------------------------------------------------------------------------------------------------------------------------------------------------------------------------------------------------------------------------------------------------------------------------------------------------------------------------------------------------------------------------------------------------------------------------------	---------------------------------------------------------------------------------------------------------------------------------------------------------------------------------------------------------------------------------------------------------------------------------------------------------------------------------------------------------------------------------------------------------------------------------------------------------------------------------------------------------------------------------------------------------------------------------------------------------------------------------------------------------------------------------------------------------------------------------------------------------------------------------------------------------------	---------------------------------------------------------------------------------------------------------------------------------------------------------------------------------------------------------------------------------------------------------------------------------------------------------------------------------------------------------------------------------------------------------------------------------------------------------------------------------------------------------------------------------------------------------------------------------------------------------------------------------------------------------------------------------------------------------------------------------------------------------------------------------