


**APPENDIX A. PHOTOGRAPH OF THE TEST CONNECTION DIAGRAM**




Normal temperature test scenario



Test scenario-2



Test scenario-3



Temperature change test-1







Temperature change test-2



Temperature change test-3



Radiated spurious emissions—Below 1GHz



Radiated spurious emissions—Above 1GHz