

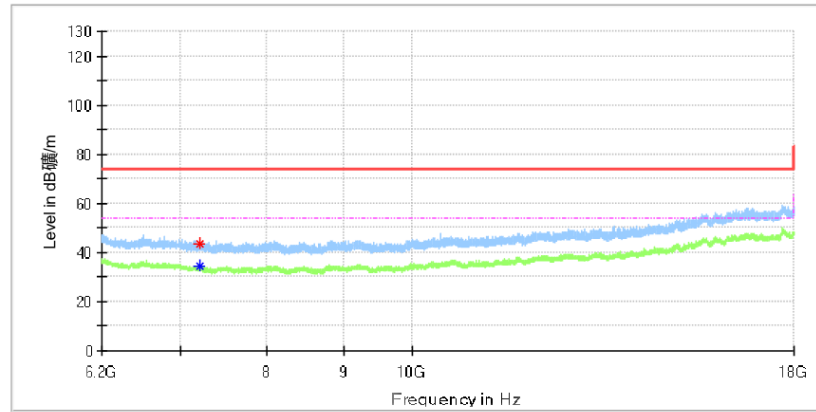
EMI Auto Test(2)

3 / 12

Test Report

EUT Information

EUT Name:	Wireless Earphone
Model:	TWSEBWHV2PRM
Test Mode:	BT_DH5_Low channel
Test Voltage::	DC 5V From USB
Remark:	Temp 22 Humi:52%
Test Standard:	FCC 15.247
Tested By:	Kei Zhang
Reviewed By:	Terry Yin



Critical Freqs

Frequency (MHz)	MaxPeak (dBµV/m)	Average (dBµV/m)	Limit (dBµV/m)	Margin (dB)	Height (cm)	Pol	Azimuth (deg)	Corr. (dB/m)
7204.475000	43.70	---	74.00	30.30	100.0	H	237.0	8.8
7212.833333	---	34.18	54.00	19.82	100.0	H	223.0	8.7

Final Result

Frequency (MHz)	QuasiPeak (dBµV/m)	MaxPeak (dBµV/m)	Limit (dBµV/m)	Margin (dB)	Height (cm)	Pol	Azimuth (deg)	Corr. (dB/m)
---	---	---	---	---	---	---	---	---

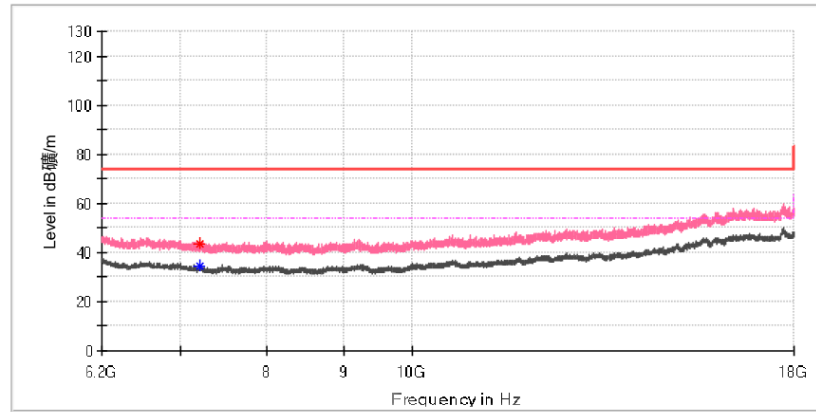
EMI Auto Test(2)

4 / 12

Test Report

EUT Information

EUT Name:	Wireless Earphone
Model:	TWSEBWHV2PRM
Test Mode:	BT_DH5_Low channel
Test Voltage::	DC 5V From USB
Remark:	Temp 22 Humi:52%
Test Standard:	FCC 15.247
Tested By:	Kei Zhang
Reviewed By:	Terry Yin



Critical Freqs

Frequency (MHz)	MaxPeak (dBµV/m)	Average (dBµV/m)	Limit (dBµV/m)	Margin (dB)	Height (cm)	Pol	Azimuth (deg)	Corr. (dB/m)
7209.391667	---	34.17	54.00	19.83	100.0	V	310.0	8.8
7210.375000	43.54	---	74.00	30.46	100.0	V	29.0	8.7

Final Result

Frequency (MHz)	QuasiPeak (dBµV/m)	MaxPeak (dBµV/m)	Limit (dBµV/m)	Margin (dB)	Height (cm)	Pol	Azimuth (deg)	Corr. (dB/m)
---	---	---	---	---	---		---	---

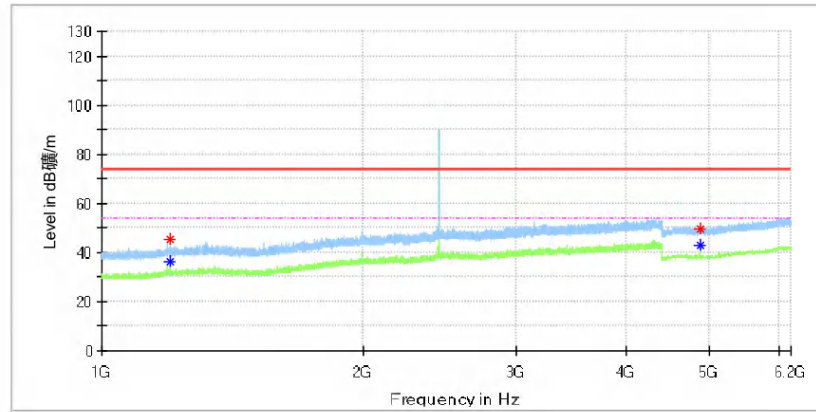
EMI Auto Test(2)

5 / 12

Test Report

EUT Information

EUT Name:	Wireless Earphone
Model:	TWSEBWHV2PRM
Test Mode:	BT_DH5_Mid channel
Test Voltage::	DC 5V From USB
Remark:	Temp 22 Humi:52%
Test Standard:	FCC 15.247
Tested By:	Kei Zhang
Reviewed By:	Terry Yin



Critical Freqs

Frequency (MHz)	MaxPeak (dBµV/m)	Average (dBµV/m)	Limit (dBµV/m)	Margin (dB)	Height (cm)	Pol	Azimuth (deg)	Corr. (dB/m)
1198.560000	---	36.21	54.00	17.79	100.0	H	110.0	1.1
1198.560000	45.63	---	74.00	28.37	100.0	H	110.0	1.1
4882.000000	49.74	---	74.00	24.26	100.0	H	313.0	11.8
4882.000000	---	43.23	54.00	10.77	100.0	H	313.0	11.8

Final Result

Frequency (MHz)	QuasiPeak (dBµV/m)	MaxPeak (dBµV/m)	Limit (dBµV/m)	Margin (dB)	Height (cm)	Pol	Azimuth (deg)	Corr. (dB/m)
---	---	---	---	---	---	---	---	---

23/12/2020

4:50:08 PM

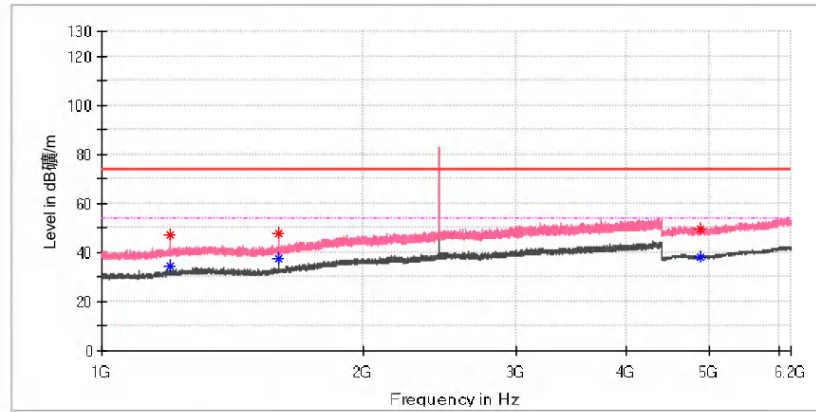
EMI Auto Test(2)

6 / 12

Test Report

EUT Information

EUT Name:	Wireless Earphone
Model:	TWSEBWHV2PRM
Test Mode:	BT_DH5_Mid channel
Test Voltage::	DC 5V From USB
Remark:	Temp 22 Humi:52%
Test Standard:	FCC 15.247
Tested By:	Kei Zhang
Reviewed By:	Terry Yin



Critical Freqs

Frequency (MHz)	MaxPeak (dBµV/m)	Average (dBµV/m)	Limit (dBµV/m)	Margin (dB)	Height (cm)	Pol	Azimuth (deg)	Corr. (dB/m)
1199.920000	---	34.17	54.00	19.83	100.0	V	328.0	1.1
1199.920000	46.91	---	74.00	27.09	100.0	V	328.0	1.1
1594.490000	---	37.46	54.00	16.54	100.0	V	285.0	2.0
1594.660000	47.94	---	74.00	26.06	100.0	V	285.0	2.0
4877.500000	49.32	---	74.00	24.68	100.0	V	25.0	11.8
4882.000000	---	38.26	54.00	15.74	100.0	V	53.0	11.8

Final Result

Frequency (MHz)	QuasiPeak (dBµV/m)	MaxPeak (dBµV/m)	Limit (dBµV/m)	Margin (dB)	Height (cm)	Pol	Azimuth (deg)	Corr. (dB/m)
---	---	---	---	---	---	---	---	---

23/12/2020

4:50:08 PM

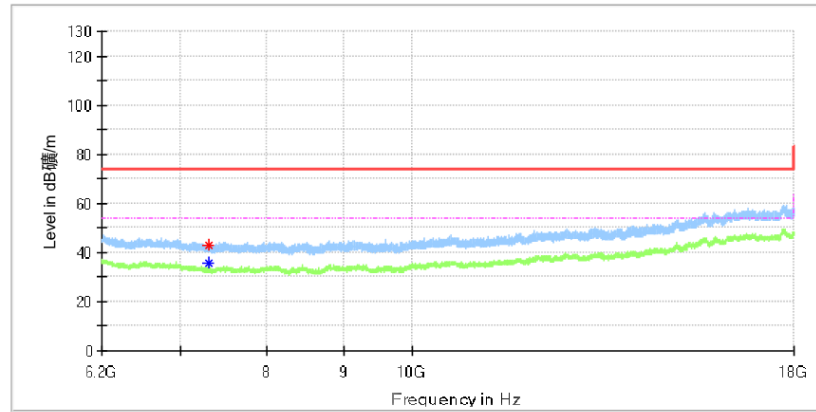
EMI Auto Test(2)

7 / 12

Test Report

EUT Information

EUT Name:	Wireless Earphone
Model:	TWSEBWHV2PRM
Test Mode:	BT_DH5_Mid channel
Test Voltage::	DC 5V From USB
Remark:	Temp 22 Humi:52%
Test Standard:	FCC 15.247
Tested By:	Kei Zhang
Reviewed By:	Terry Yin



Critical Freqs

Frequency (MHz)	MaxPeak (dBµV/m)	Average (dBµV/m)	Limit (dBµV/m)	Margin (dB)	Height (cm)	Pol	Azimuth (deg)	Corr. (dB/m)
7315.591667	42.75	---	74.00	31.25	100.0	H	309.0	8.2
7316.575000	---	35.48	54.00	18.52	100.0	H	98.0	8.2

Final Result

Frequency (MHz)	QuasiPeak (dBµV/m)	MaxPeak (dBµV/m)	Limit (dBµV/m)	Margin (dB)	Height (cm)	Pol	Azimuth (deg)	Corr. (dB/m)
---	---	---	---	---	---	---	---	---

23/12/2020

4:50:08 PM

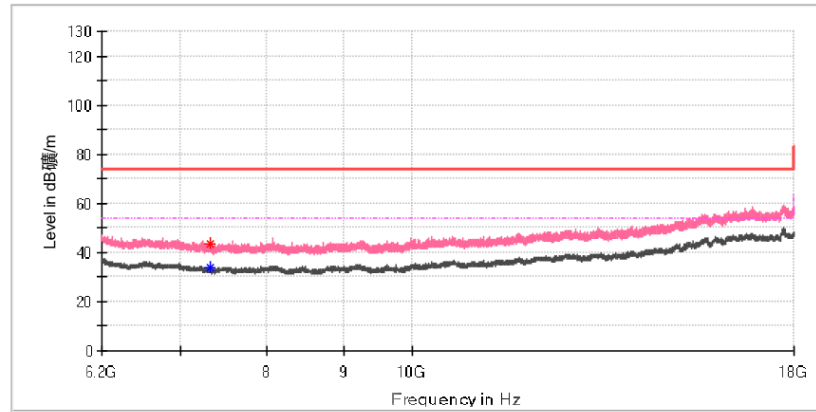
EMI Auto Test(2)

8 / 12

Test Report

EUT Information

EUT Name:	Wireless Earphone
Model:	TWSEBWHV2PRM
Test Mode:	BT_DH5_Mid channel
Test Voltage::	DC 5V From USB
Remark:	Temp 22 Humi:52%
Test Standard:	FCC 15.247
Tested By:	Kei Zhang
Reviewed By:	Terry Yin



Critical Freqs

Frequency (MHz)	MaxPeak (dBµV/m)	Average (dBµV/m)	Limit (dBµV/m)	Margin (dB)	Height (cm)	Pol	Azimuth (deg)	Corr. (dB/m)
7320.016667	43.68	---	74.00	30.32	100.0	V	199.0	8.2
7326.900000	---	33.83	54.00	20.17	100.0	V	357.0	8.1

Final Result

Frequency (MHz)	QuasiPeak (dBµV/m)	MaxPeak (dBµV/m)	Limit (dBµV/m)	Margin (dB)	Height (cm)	Pol	Azimuth (deg)	Corr. (dB/m)
---	---	---	---	---	---	---	---	---

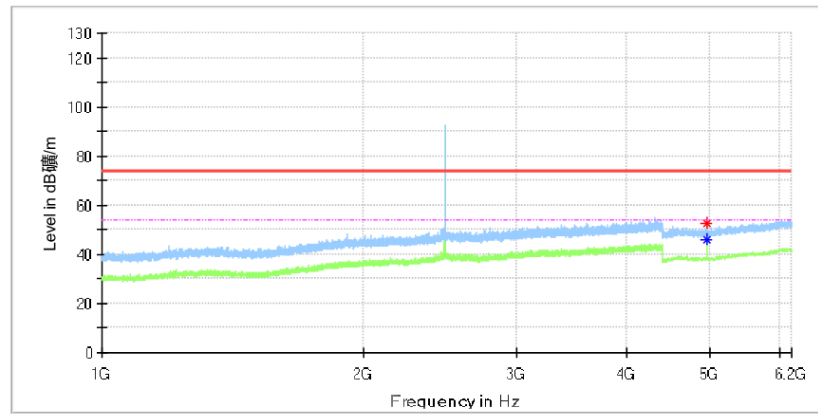
EMI Auto Test(2)

9 / 12

Test Report

EUT Information

EUT Name:	Wireless Earphone
Model:	TWSEBWHV2PRM
Test Mode:	BT_DH5_High channel
Test Voltage::	DC 5V From USB
Remark:	Temp 22 Humi:52%
Test Standard:	FCC 15.247
Tested By:	Kei Zhang
Reviewed By:	Terry Yin



Critical Freqs

Frequency (MHz)	MaxPeak (dBµV/m)	Average (dBµV/m)	Limit (dBµV/m)	Margin (dB)	Height (cm)	Pol	Azimuth (deg)	Corr. (dB/m)
4960.000000	52.48	---	74.00	21.52	100.0	H	347.0	11.8
4960.000000	---	46.08	54.00	7.92	100.0	H	347.0	11.8

Final Result

Frequency (MHz)	QuasiPeak (dBµV/m)	MaxPeak (dBµV/m)	Limit (dBµV/m)	Margin (dB)	Height (cm)	Pol	Azimuth (deg)	Corr. (dB/m)
---	---	---	---	---	---	---	---	---

23/12/2020

4:50:08 PM

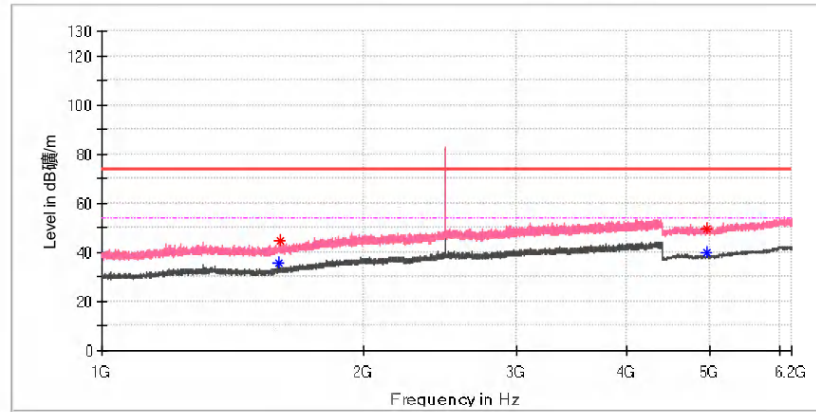
EMI Auto Test(2)

10 / 12

Test Report

EUT Information

EUT Name:	Wireless Earphone
Model:	TWSEBWHV2PRM
Test Mode:	BT_DH5_High channel
Test Voltage::	DC 5V From USB
Remark:	Temp 22 Humi:52%
Test Standard:	FCC 15.247
Tested By:	Kei Zhang
Reviewed By:	Terry Yin



Critical Freqs

Frequency (MHz)	MaxPeak (dBµV/m)	Average (dBµV/m)	Limit (dBµV/m)	Margin (dB)	Height (cm)	Pol	Azimuth (deg)	Corr. (dB/m)
1598.910000	---	35.83	54.00	18.17	100.0	V	98.0	2.1
1599.930000	44.87	---	74.00	29.13	100.0	V	98.0	2.1
4960.000000	---	39.89	54.00	14.11	100.0	V	31.0	11.8
4961.000000	49.63	---	74.00	24.37	100.0	V	124.0	11.8

Final Result

Frequency (MHz)	QuasiPeak (dBµV/m)	MaxPeak (dBµV/m)	Limit (dBµV/m)	Margin (dB)	Height (cm)	Pol	Azimuth (deg)	Corr. (dB/m)
---	---	---	---	---	---	---	---	---

23/12/2020

4:50:08 PM

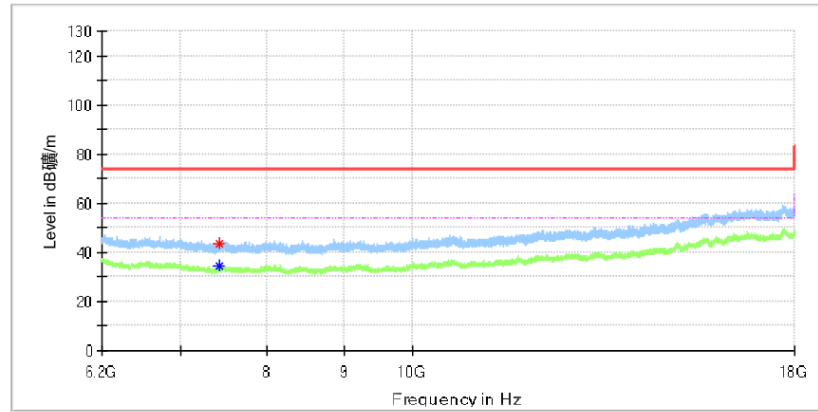
EMI Auto Test(2)

11 / 12

Test Report

EUT Information

EUT Name:	Wireless Earphone
Model:	TWSEBWHV2PRM
Test Mode:	BT_DH5_High channel
Test Voltage::	DC 5V From USB
Remark:	Temp 22 Humi:52%
Test Standard:	FCC 15.247
Tested By:	Kei Zhang
Reviewed By:	Terry Yin



Critical Freqs

Frequency (MHz)	MaxPeak (dBµV/m)	Average (dBµV/m)	Limit (dBµV/m)	Margin (dB)	Height (cm)	Pol	Azimuth (deg)	Corr. (dB/m)
7430.641667	43.26	---	74.00	30.74	100.0	H	89.0	8.4
7433.591667	---	34.38	54.00	19.62	100.0	H	359.0	8.4

Final Result

Frequency (MHz)	QuasiPeak (dBµV/m)	MaxPeak (dBµV/m)	Limit (dBµV/m)	Margin (dB)	Height (cm)	Pol	Azimuth (deg)	Corr. (dB/m)
---	---	---	---	---	---	---	---	---

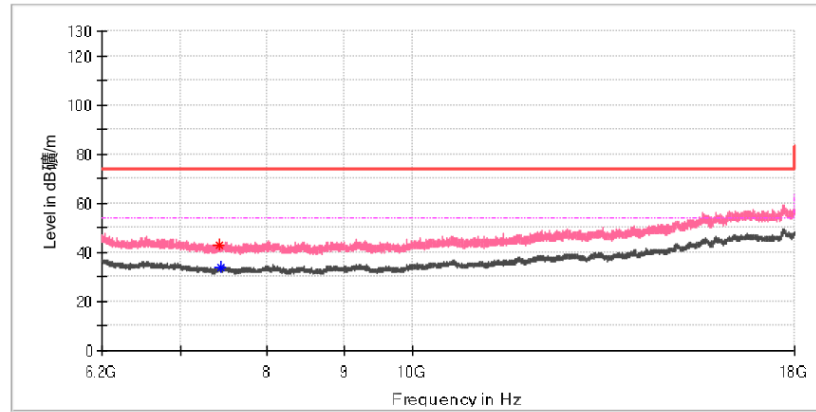
EMI Auto Test(2)

12 / 12

Test Report

EUT Information

EUT Name:	Wireless Earphone
Model:	TWSEBWHV2PRM
Test Mode:	BT_DH5_High channel
Test Voltage::	DC 5V From USB
Remark:	Temp 22 Humi:52%
Test Standard:	FCC 15.247
Tested By:	Kei Zhang
Reviewed By:	Terry Yin



Critical Freqs

Frequency (MHz)	MaxPeak (dBµV/m)	Average (dBµV/m)	Limit (dBµV/m)	Margin (dB)	Height (cm)	Pol	Azimuth (deg)	Corr. (dB/m)
7435.066667	43.09	---	74.00	30.91	100.0	V	254.0	8.4
7448.341667	---	33.90	54.00	20.10	100.0	V	28.0	8.5

Final Result

Frequency (MHz)	QuasiPeak (dBµV/m)	MaxPeak (dBµV/m)	Limit (dBµV/m)	Margin (dB)	Height (cm)	Pol	Azimuth (deg)	Corr. (dB/m)
---	---	---	---	---	---	---	---	---

23/12/2020

4:50:08 PM

Note: The highest waveform in the figure is Bluetooth Fundamental.

Appendix B.4: Test Results of Radiated Emissions in Restricted Bands
Low channel
Left earphone

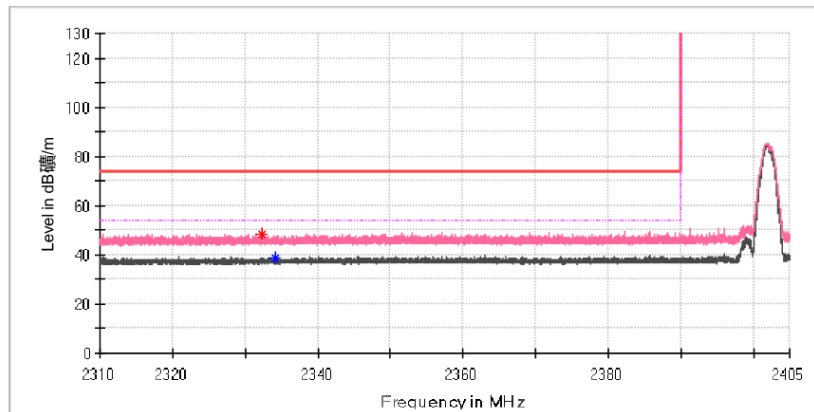
EMI Auto Test(2)

1 / 4

Test Report

EUT Information

EUT Name:	Wireless Earphone
Model:	TWSEBWHV2PRM
Test Mode:	BT_DH5_Low channel
Test Voltage::	DC 5V From USB
Remark:	Temp 22 Humi:52%
Test Standard:	FCC 15.247
Tested By:	Kei Zhang
Reviewed By:	Terry Yin



Critical Freqs

Frequency (MHz)	MaxPeak (dBµV/m)	Average (dBµV/m)	Limit (dBµV/m)	Margin (dB)	Height (cm)	Pol	Azimuth (deg)	Corr. (dB/m)
2332.396250	48.63	---	74.00	25.37	100.0	V	73.0	6.7
2334.077750	---	38.87	54.00	15.13	100.0	V	18.0	6.7

Final Result

Frequency (MHz)	QuasiPeak (dBµV/m)	MaxPeak (dBµV/m)	Limit (dBµV/m)	Margin (dB)	Height (cm)	Pol	Azimuth (deg)	Corr. (dB/m)
---	---	---	---	---	---	---	---	---

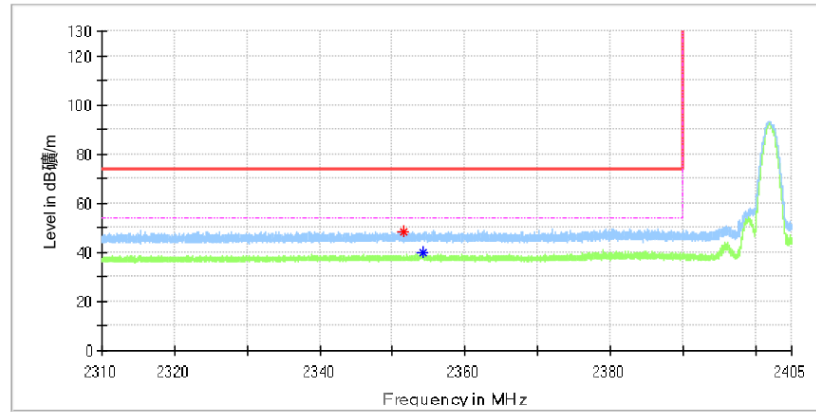
EMI Auto Test(2)

2 / 4

Test Report

EUT Information

EUT Name:	Wireless Earphone
Model:	TWSEBWHV2PRM
Test Mode:	BT_DH5_Low channel
Test Voltage::	DC 5V From USB
Remark:	Temp 22 Humi:52%
Test Standard:	FCC 15.247
Tested By:	Kei Zhang
Reviewed By:	Terry Yin



Critical Freqs

Frequency (MHz)	MaxPeak (dBµV/m)	Average (dBµV/m)	Limit (dBµV/m)	Margin (dB)	Height (cm)	Pol	Azimuth (deg)	Corr. (dB/m)
2351.543500	48.42	---	74.00	25.58	100.0	H	351.0	6.9
2354.141750	---	39.84	54.00	14.16	100.0	H	358.0	6.9

Final Result

Frequency (MHz)	MaxPeak (dBµV/m)	Average (dBµV/m)	Limit (dBµV/m)	Margin (dB)	Height (cm)	Pol	Azimuth (deg)	Corr. (dB/m)
---	---	---	---	---	---		---	---

23/12/2020

6:35:20 PM

Right earphone

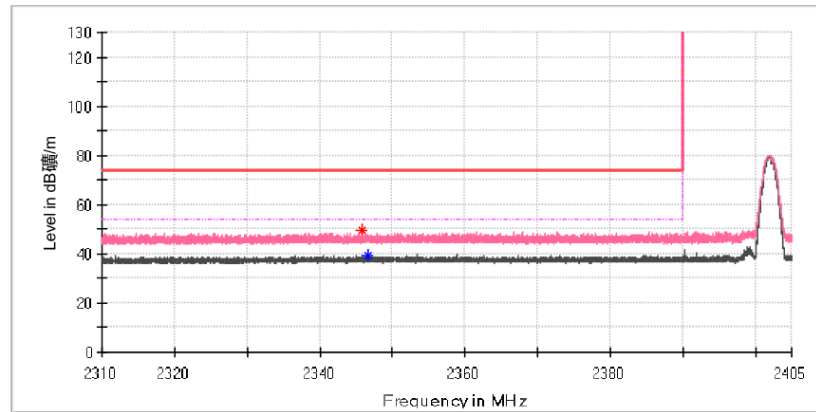
EMI Auto Test(2)

1 / 4

Test Report

EUT Information

EUT Name:	Wireless Earphone
Model:	TWSEBWHV2PRM
Test Mode:	BT_DH5_Low channel
Test Voltage::	DC 5V From USB
Remark:	Temp 22 Humi:52%
Test Standard:	FCC 15.247
Tested By:	Kei Zhang
Reviewed By:	Terry Yin



Critical Freqs

Frequency (MHz)	MaxPeak (dBµV/m)	Average (dBµV/m)	Limit (dBµV/m)	Margin (dB)	Height (cm)	Pol	Azimuth (deg)	Corr. (dB/m)
2345.734250	49.40	---	74.00	24.60	100.0	V	355.0	6.9
2346.551250	---	39.33	54.00	14.67	100.0	V	44.0	6.9

Final Result

Frequency (MHz)	QuasiPeak (dBµV/m)	MaxPeak (dBµV/m)	Limit (dBµV/m)	Margin (dB)	Height (cm)	Pol	Azimuth (deg)	Corr. (dB/m)
---	---	---	---	---	---	---	---	---

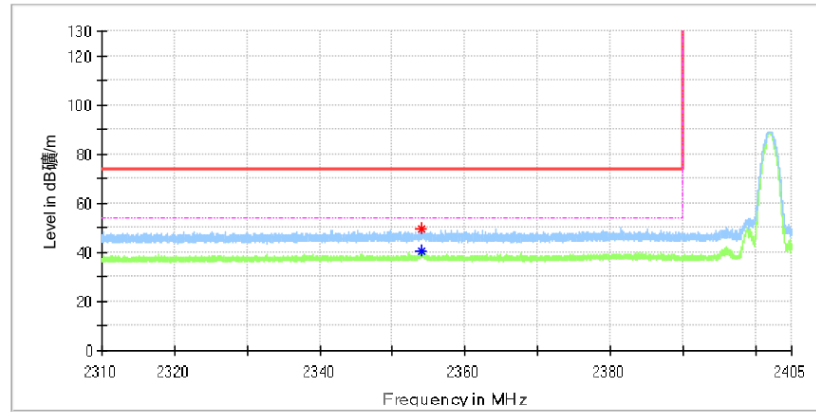
EMI Auto Test(2)

2 / 4

Test Report

EUT Information

EUT Name:	Wireless Earphone
Model:	TWSEBWHV2PRM
Test Mode:	BT_DH5_Low channel
Test Voltage::	DC 5V From USB
Remark:	Temp 22 Humi:52%
Test Standard:	FCC 15.247
Tested By:	Kei Zhang
Reviewed By:	Terry Yin



Critical Freqs

Frequency (MHz)	MaxPeak (dBµV/m)	Average (dBµV/m)	Limit (dBµV/m)	Margin (dB)	Height (cm)	Pol	Azimuth (deg)	Corr. (dB/m)
2353.923250	---	40.37	54.00	13.63	100.0	H	133.0	6.9
2353.932750	49.31	---	74.00	24.69	100.0	H	0.0	6.9

Final Result

Frequency (MHz)	MaxPeak (dBµV/m)	Average (dBµV/m)	Limit (dBµV/m)	Margin (dB)	Height (cm)	Pol	Azimuth (deg)	Corr. (dB/m)
---	---	---	---	---	---		---	---

23/12/2020

4:58:30 PM

High channel
 Left earphone

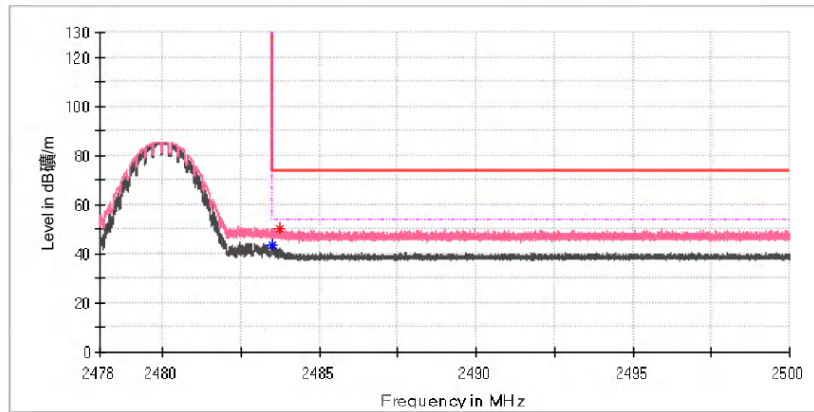
EMI Auto Test(2)

3 / 4

Test Report

EUT Information

EUT Name:	Wireless Earphone
Model:	TWSEBWHV2PRM
Test Mode:	BT_DH5_High channel
Test Voltage::	DC 5V From USB
Remark:	Temp 22 Humi:52%
Test Standard:	FCC 15.247
Tested By:	Kei Zhang
Reviewed By:	Terry Yin



Critical Freqs

Frequency (MHz)	MaxPeak (dBµV/m)	Average (dBµV/m)	Limit (dBµV/m)	Margin (dB)	Height (cm)	Pol	Azimuth (deg)	Corr. (dB/m)
2483.514300	---	43.60	54.00	10.40	100.0	V	110.0	7.4
2483.724400	50.36	---	74.00	23.64	100.0	V	47.0	7.4

Final Result

Frequency (MHz)	MaxPeak (dBµV/m)	Average (dBµV/m)	Limit (dBµV/m)	Margin (dB)	Height (cm)	Pol	Azimuth (deg)	Corr. (dB/m)
---	---	---	---	---	---	---	---	---

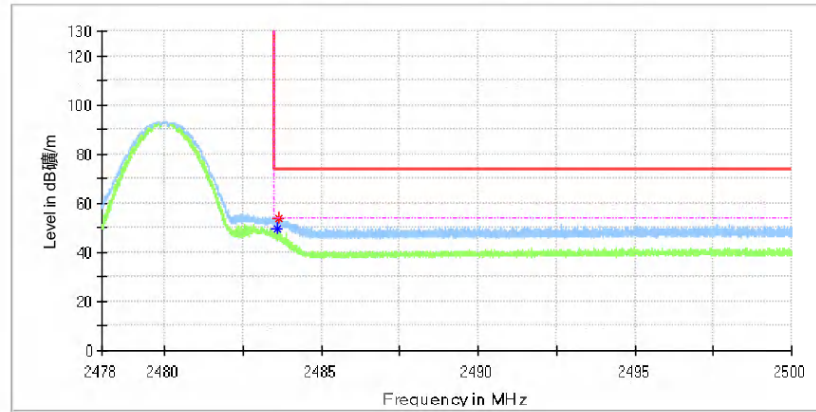
EMI Auto Test(2)

4 / 4

Test Report

EUT Information

EUT Name:	Wireless Earphone
Model:	TWSEBWHV2PRM
Test Mode:	BT_DH5_High channel
Test Voltage::	DC 5V From USB
Remark:	Temp 22 Humi:52%
Test Standard:	FCC 15.247
Tested By:	Kei Zhang
Reviewed By:	Terry Yin



Critical Freqs

Frequency (MHz)	MaxPeak (dBµV/m)	Average (dBµV/m)	Limit (dBµV/m)	Margin (dB)	Height (cm)	Pol	Azimuth (deg)	Corr. (dB/m)
2483.614400	---	49.49	54.00	4.51	100.0	H	81.0	7.4
2483.623200	53.87	---	74.00	20.13	100.0	H	81.0	7.4

Final Result

Frequency (MHz)	MaxPeak (dBµV/m)	Average (dBµV/m)	Limit (dBµV/m)	Margin (dB)	Height (cm)	Pol	Azimuth (deg)	Corr. (dB/m)
---	---	---	---	---	---	---	---	---

23/12/2020

6:35:20 PM

Right earphone

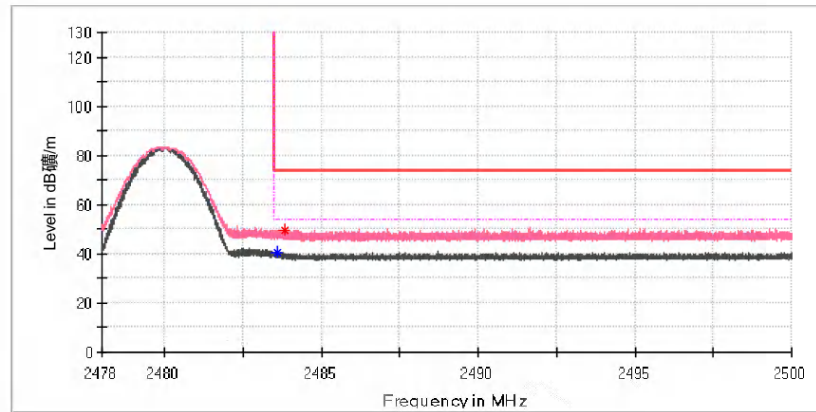
EMI Auto Test(2)

3 / 4

Test Report

EUT Information

EUT Name:	Wireless Earphone
Model:	TWSEBWHV2PRM
Test Mode:	BT_DH5_High channel
Test Voltage::	DC 5V From USB
Remark:	Temp 22 Humi:52%
Test Standard:	FCC 15.247
Tested By:	Kei Zhang
Reviewed By:	Terry Yin



Critical Freqs

Frequency (MHz)	MaxPeak (dBµV/m)	Average (dBµV/m)	Limit (dBµV/m)	Margin (dB)	Height (cm)	Pol	Azimuth (deg)	Corr. (dB/m)
2483.595700	---	40.63	54.00	13.37	100.0	V	0.0	7.4
2483.820100	49.59	---	74.00	24.41	100.0	V	83.0	7.4

Final Result

Frequency (MHz)	MaxPeak (dBµV/m)	Average (dBµV/m)	Limit (dBµV/m)	Margin (dB)	Height (cm)	Pol	Azimuth (deg)	Corr. (dB/m)
---	---	---	---	---	---	---	---	---

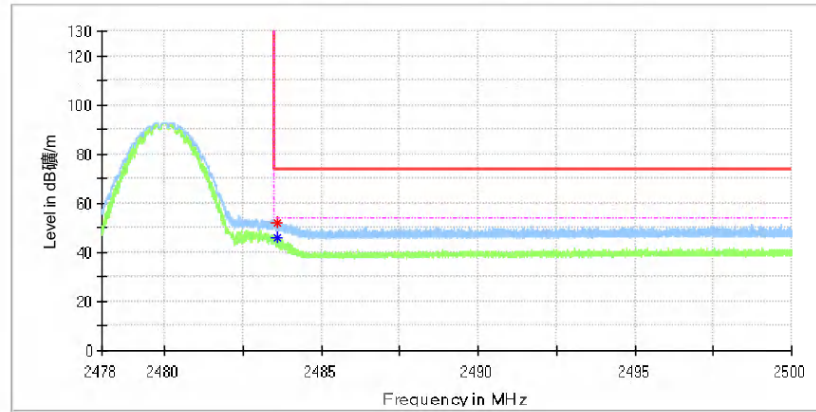
EMI Auto Test(2)

4 / 4

Test Report

EUT Information

EUT Name:	Wireless Earphone
Model:	TWSEBWHV2PRM
Test Mode:	BT_DH5_High channel
Test Voltage::	DC 5V From USB
Remark:	Temp 22 Humi:52%
Test Standard:	FCC 15.247
Tested By:	Kei Zhang
Reviewed By:	Terry Yin



Critical Freqs

Frequency (MHz)	MaxPeak (dBµV/m)	Average (dBµV/m)	Limit (dBµV/m)	Margin (dB)	Height (cm)	Pol	Azimuth (deg)	Corr. (dB/m)
2483.595700	---	45.76	54.00	8.24	100.0	H	136.0	7.4
2483.605600	52.17	---	74.00	21.83	100.0	H	157.0	7.4

Final Result

Frequency (MHz)	MaxPeak (dBµV/m)	Average (dBµV/m)	Limit (dBµV/m)	Margin (dB)	Height (cm)	Pol	Azimuth (deg)	Corr. (dB/m)
---	---	---	---	---	---		---	---

23/12/2020

4:58:30 PM

Appendix B.5: Test Results of 20dB Bandwidth

BDR mode (GFSK)

FCC Part 47 §15.247 2400-2483.5 MHz 2017

Emission Bandwidth 20 dB (2402 MHz; 0.000 dBm; 1 MHz; Test Mode)

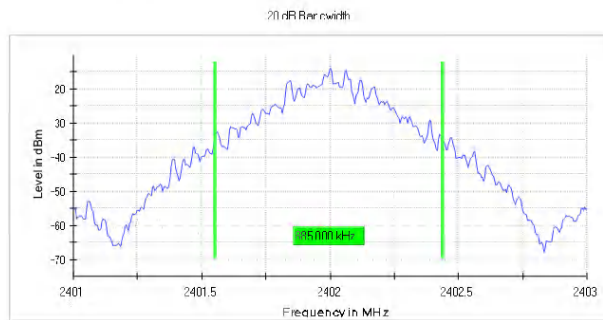
Test according to FCC title 47 part 15 §15.247(a), KDB 558074 D01 DTS Meas Guidance v04 and ANSI C63.10-2013

20 dB Bandwidth

DUT Frequency (MHz)	Bandwidth (MHz)	Limit Min (MHz)	Limit Max (MHz)	Band Edge Left (MHz)	Band Edge Right (MHz)
2402.000000	0.885000	---	---	2401.552500	2402.437500

(continuation of the "20 dB Bandwidth" table from column 6 ...)

DUT Frequency (MHz)	Max Level (dBm)	Result
2402.000000	-13.9	PASS



Measurement

Setting	Instrument Value	Target Value
Start Frequency	2.40100 GHz	2.40100 GHz
Stop Frequency	2.40300 GHz	2.40300 GHz
Span	2.000 MHz	2.000 MHz
RBW	10.000 kHz	>= 10.000 kHz
VBW	30.000 kHz	>= 30.000 kHz
SweepPoints	400	~ 400
SweepTime	189.648 µs	AUTO
Reference Level	-10.000 dBm	-10.000 dBm
Attenuation	10.000 dB	AUTO
Detector	MaxPeak	MaxPeak
SweepCount	200	200
Filter	3 dB	3 dB
Trace Mode	Max Hold	Max Hold
SweepType	FFT	AUTO
Preamp	off	off
Stablemode	Trace	Trace
Stablevalue	0.50 dB	0.50 dB
Run	9 / max. 150	max. 150
Stable	5 / 5	5
Max Stable Difference	0.08 dB	0.50 dB

FCC Part 47 §15.247 2400-2483.5 MHz 2017

Emission Bandwidth 20 dB (2441 MHz; 0.000 dBm; 1 MHz; Test Mode)

Test according to FCC title 47 part 15 §15.247(a), KDB 558074 D01 DTS Meas Guidance v04 and ANSI C63.10-2013

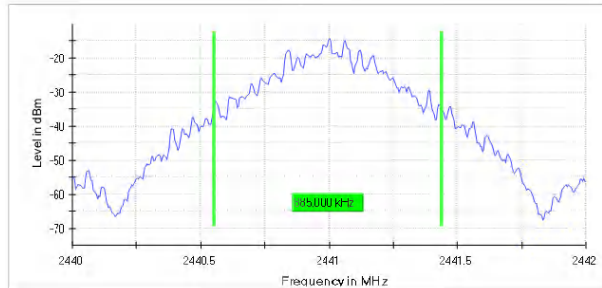
20 dB Bandwidth

DUT Frequency (MHz)	Bandwidth (MHz)	Limit Min (MHz)	Limit Max (MHz)	Band Edge Left (MHz)	Band Edge Right (MHz)
2441.000000	0.885000	---	---	2440.552500	2441.437500

(continuation of the "20 dB Bandwidth" table from column 6 ...)

DUT Frequency (MHz)	Max Level (dBm)	Result
2441.000000	-14.2	PASS

20 dB Bandwidth



Measurement

Setting	Instrument Value	Target Value
Start Frequency	2.44000 GHz	2.44000 GHz
Stop Frequency	2.44200 GHz	2.44200 GHz
Span	2.000 MHz	2.000 MHz
RBW	10.000 kHz	>= 10.000 kHz
VBW	30.000 kHz	>= 30.000 kHz
SweepPoints	400	~ 400
SweepTime	189.648 µs	AUTO
Reference Level	-10.000 dBm	-10.000 dBm
Attenuation	10.000 dB	AUTO
Detector	MaxPeak	MaxPeak
SweepCount	200	200
Filter	3 dB	3 dB
Trace Mode	Max Hold	Max Hold
SweepType	FFT	AUTO
Preamp	off	off
Stablemode	Trace	Trace
Stablevalue	0.50 dB	0.50 dB
Run	8 / max. 150	max. 150
Stable	5 / 5	5
Max Stable Difference	0.09 dB	0.50 dB

FCC Part 47 §15.247 2400-2483.5 MHz 2017

Emission Bandwidth 20 dB (2480 MHz; 0.000 dBm; 1 MHz; Test Mode)

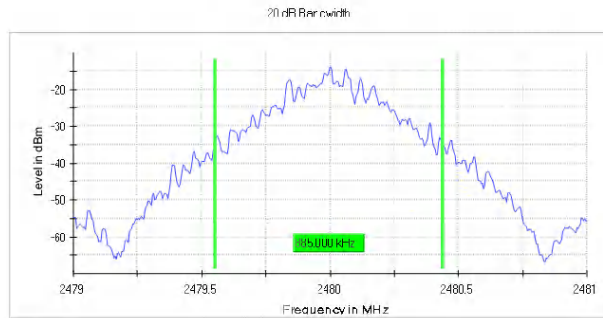
Test according to FCC title 47 part 15 §15.247(a), KDB 558074 D01 DTS Meas Guidance v04 and ANSI C63.10-2013

20 dB Bandwidth

DUT Frequency (MHz)	Bandwidth (MHz)	Limit Min (MHz)	Limit Max (MHz)	Band Edge Left (MHz)	Band Edge Right (MHz)
2480.000000	0.885000	---	---	2479.552500	2480.437500

(continuation of the "20 dB Bandwidth" table from column 6 ...)

DUT Frequency (MHz)	Max Level (dBm)	Result
2480.000000	-13.8	PASS



Measurement

Setting	Instrument Value	Target Value
Start Frequency	2.47900 GHz	2.47900 GHz
Stop Frequency	2.48100 GHz	2.48100 GHz
Span	2.000 MHz	2.000 MHz
RBW	10.000 kHz	>= 10.000 kHz
VBW	30.000 kHz	>= 30.000 kHz
SweepPoints	400	~ 400
SweepTime	189.648 µs	AUTO
Reference Level	-10.000 dBm	-10.000 dBm
Attenuation	10.000 dB	AUTO
Detector	MaxPeak	MaxPeak
SweepCount	200	200
Filter	3 dB	3 dB
Trace Mode	Max Hold	Max Hold
SweepType	FFT	AUTO
Preamp	off	off
Stablemode	Trace	Trace
Stablevalue	0.50 dB	0.50 dB
Run	9 / max. 150	max. 150
Stable	5 / 5	5
Max Stable Difference	0.17 dB	0.50 dB

EDR mode (8DPSK)

FCC Part 47 §15.247 2400-2483.5 MHz 2017

Emission Bandwidth 20 dB (2402 MHz; 0.000 dBm; 1 MHz; Test Mode)

Test according to FCC title 47 part 15 §15.247(a), KDB 558074 D01 DTS Meas Guidance v04 and ANSI C63.10-2013

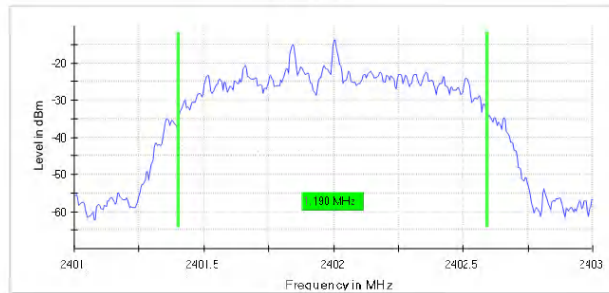
20 dB Bandwidth

DUT Frequency (MHz)	Bandwidth (MHz)	Limit Min (MHz)	Limit Max (MHz)	Band Edge Left (MHz)	Band Edge Right (MHz)
2402.000000	1.190000	---	---	2401.402500	2402.592500

(continuation of the "20 dB Bandwidth" table from column 6 ...)

DUT Frequency (MHz)	Max Level (dBm)	Result
2402.000000	-13.9	PASS

20 dB Bandwidth



Measurement

Setting	Instrument Value	Target Value
Start Frequency	2.40100 GHz	2.40100 GHz
Stop Frequency	2.40300 GHz	2.40300 GHz
Span	2.000 MHz	2.000 MHz
RBW	10.000 kHz	>= 10.000 kHz
VBW	30.000 kHz	>= 30.000 kHz
SweepPoints	400	~ 400
SweepTime	189.648 µs	AUTO
Reference Level	-10.000 dBm	-10.000 dBm
Attenuation	10.000 dB	AUTO
Detector	MaxPeak	MaxPeak
SweepCount	200	200
Filter	3 dB	3 dB
Trace Mode	Max Hold	Max Hold
SweepType	FFT	AUTO
Preamp	off	off
Stablemode	Trace	Trace
Stablevalue	0.50 dB	0.50 dB
Run	7 / max. 150	max. 150
Stable	5 / 5	5
Max Stable Difference	0.18 dB	0.50 dB

FCC Part 47 §15.247 2400-2483.5 MHz 2017

Emission Bandwidth 20 dB (2441 MHz; 0.000 dBm; 1 MHz; Test Mode)

Test according to FCC title 47 part 15 §15.247(a), KDB 558074 D01 DTS Meas Guidance v04 and ANSI C63.10-2013

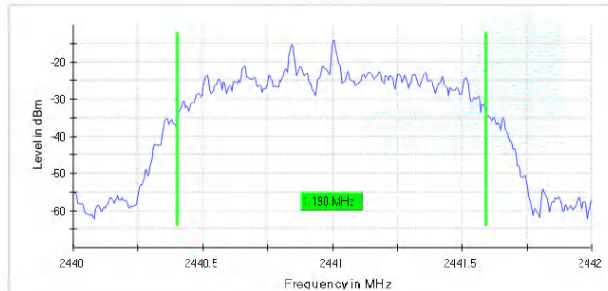
20 dB Bandwidth

DUT Frequency (MHz)	Bandwidth (MHz)	Limit Min (MHz)	Limit Max (MHz)	Band Edge Left (MHz)	Band Edge Right (MHz)
2441.000000	1.190000	---	---	2440.402500	2441.592500

(continuation of the "20 dB Bandwidth" table from column 6 ...)

DUT Frequency (MHz)	Max Level (dBm)	Result
2441.000000	-14.2	PASS

20 dB Bandwidth



Measurement

Setting	Instrument Value	Target Value
Start Frequency	2.44000 GHz	2.44000 GHz
Stop Frequency	2.44200 GHz	2.44200 GHz
Span	2.000 MHz	2.000 MHz
RBW	10.000 kHz	>= 10.000 kHz
VBW	30.000 kHz	>= 30.000 kHz
SweepPoints	400	~ 400
Sweeptime	189.648 µs	AUTO
Reference Level	-20.000 dBm	-20.000 dBm
Attenuation	0.000 dB	AUTO
Detector	MaxPeak	MaxPeak
SweepCount	200	200
Filter	3 dB	3 dB
Trace Mode	Max Hold	Max Hold
Sweeptype	FFT	AUTO
Preamp	off	off
Stablemode	Trace	Trace
Stablevalue	0.50 dB	0.50 dB
Run	8 / max. 150	max. 150
Stable	5 / 5	5
Max Stable Difference	0.15 dB	0.50 dB

FCC Part 47 §15.247 2400-2483.5 MHz 2017

Emission Bandwidth 20 dB (2480 MHz; 0.000 dBm; 1 MHz; Test Mode)

Test according to FCC title 47 part 15 §15.247(a), KDB 558074 D01 DTS Meas Guidance v04 and ANSI C63.10-2013

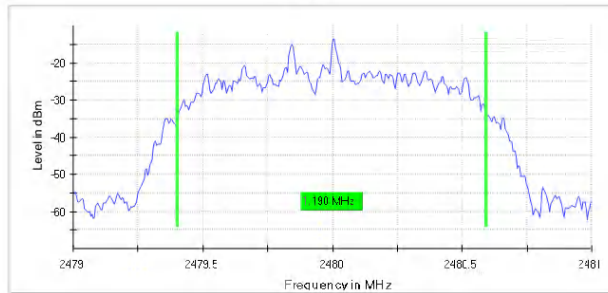
20 dB Bandwidth

DUT Frequency (MHz)	Bandwidth (MHz)	Limit Min (MHz)	Limit Max (MHz)	Band Edge Left (MHz)	Band Edge Right (MHz)
2480.000000	1.190000	---	---	2479.402500	2480.592500

(continuation of the "20 dB Bandwidth" table from column 6 ...)

DUT Frequency (MHz)	Max Level (dBm)	Result
2480.000000	-13.7	PASS

20 dB Bandwidth



Measurement

Setting	Instrument Value	Target Value
Start Frequency	2.47900 GHz	2.47900 GHz
Stop Frequency	2.48100 GHz	2.48100 GHz
Span	2.000 MHz	2.000 MHz
RBW	10.000 kHz	>= 10.000 kHz
VBW	30.000 kHz	>= 30.000 kHz
SweepPoints	400	~ 400
SweepTime	189.648 µs	AUTO
Reference Level	-20.000 dBm	-20.000 dBm
Attenuation	0.000 dB	AUTO
Detector	MaxPeak	MaxPeak
SweepCount	200	200
Filter	3 dB	3 dB
Trace Mode	Max Hold	Max Hold
SweepType	FFT	AUTO
Preamp	off	off
Stablemode	Trace	Trace
Stablevalue	0.50 dB	0.50 dB
Run	7 / max. 150	max. 150
Stable	5 / 5	5
Max Stable Difference	0.16 dB	0.50 dB

Appendix B.6: Test Results of Carrier Frequency Separation

BDR mode (GFSK)

FCC Part 47 §15.247 2400-2483.5 MHz 2017

Carrier Frequency Separation (2402 MHz; 0.000 dBm; 1 MHz)

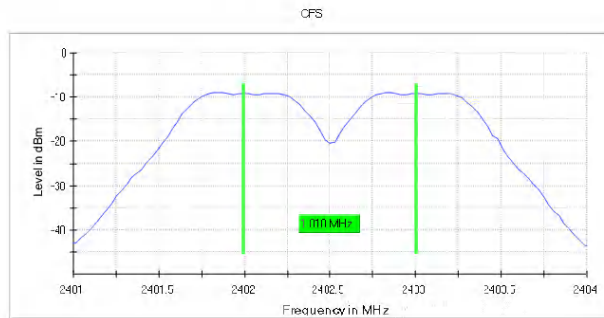
Test according to FCC title 47 part 15 §15.247(a), KDB 558074 D01 DTS Meas Guidance v04 and ANSI C63.10-2013

Result

DUT Frequency (MHz)	Frequency Separation (MHz)	Limit Min (MHz)	Limit Max (MHz)	Center Frequency low Channel (MHz)	Center Frequency high Channel (MHz)
2402.000000	1.009900	0.590000	---	2401.995050	2403.004950

(continuation of the "Result" table from column 6 ...)

DUT Frequency (MHz)	Result
2402.000000	PASS



Measurement

Setting	Instrument Value	Target Value
Start Frequency	2.40100 GHz	2.40100 GHz
Stop Frequency	2.40400 GHz	2.40400 GHz
Span	3.000 MHz	3.000 MHz
RBW	300.000 kHz	<= 300.000 kHz
VBW	300.000 kHz	>= 300.000 kHz
SweepPoints	101	~ 10
Sweeptime	1.000 ms	AUTO
Reference Level	-10.000 dBm	-10.000 dBm
Attenuation	10.000 dB	AUTO
Detector	MaxPeak	MaxPeak
SweepCount	200	200
Filter	3 dB	3 dB
Trace Mode	Max Hold	Max Hold
Sweeptype	Sweep	Sweep
Preamp	off	off
Stablemode	Trace	Trace
Stablevalue	0.50 dB	0.50 dB
Run	13 / max. 150	max. 150
Stable	10 / 10	10
Max Stable Difference	0.01 dB	0.50 dB

FCC Part 47 §15.247 2400-2483.5 MHz 2017

Carrier Frequency Separation (2441 MHz; 0.000 dBm; 1 MHz)

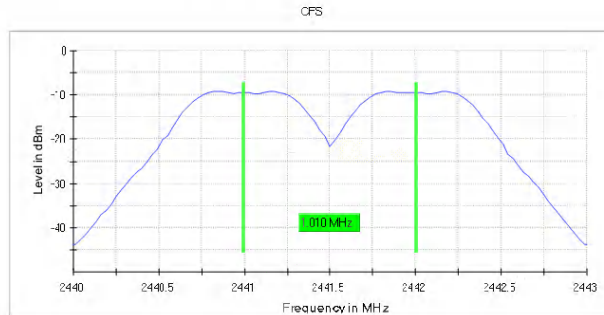
Test according to FCC title 47 part 15 §15.247(a), KDB 558074 D01 DTS Meas Guidance v04 and ANSI C63.10-2013

Result

DUT Frequency (MHz)	Frequency Separation (MHz)	Limit Min (MHz)	Limit Max (MHz)	Center Frequency low Channel (MHz)	Center Frequency high Channel (MHz)
2441.000000	1.009900	0.590000	---	2440.995050	2442.004950

(continuation of the "Result" table from column 6 ...)

DUT Frequency (MHz)	Result
2441.000000	PASS



Measurement

Setting	Instrument Value	Target Value
Start Frequency	2.44000 GHz	2.44000 GHz
Stop Frequency	2.44300 GHz	2.44300 GHz
Span	3.000 MHz	3.000 MHz
RBW	300.000 kHz	<= 300.000 kHz
VBW	300.000 kHz	>= 300.000 kHz
SweepPoints	101	~ 10
SweepTime	1.000 ms	AUTO
Reference Level	-10.000 dBm	-10.000 dBm
Attenuation	10.000 dB	AUTO
Detector	MaxPeak	MaxPeak
SweepCount	200	200
Filter	3 dB	3 dB
Trace Mode	Max Hold	Max Hold
Sweeptype	Sweep	Sweep
Preamp	off	off
Stablemode	Trace	Trace
Stablevalue	0.50 dB	0.50 dB
Run	17 / max. 150	max. 150
Stable	10 / 10	10
Max Stable Difference	0.06 dB	0.50 dB

FCC Part 47 §15.247 2400-2483.5 MHz 2017

Carrier Frequency Separation (2480 MHz; 0.000 dBm; 1 MHz)

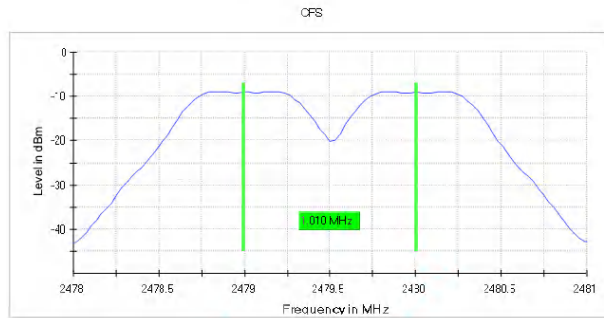
Test according to FCC title 47 part 15 §15.247(a), KDB 558074 D01 DTS Meas Guidance v04 and ANSI C63.10-2013

Result

DUT Frequency (MHz)	Frequency Separation (MHz)	Limit Min (MHz)	Limit Max (MHz)	Center Frequency low Channel (MHz)	Center Frequency high Channel (MHz)
2480.000000	1.009900	0.590000	---	2478.995050	2480.004950

(continuation of the "Result" table from column 6 ...)

DUT Frequency (MHz)	Result
2480.000000	PASS



Measurement

Setting	Instrument Value	Target Value
Start Frequency	2.47800 GHz	2.47800 GHz
Stop Frequency	2.48100 GHz	2.48100 GHz
Span	3.000 MHz	3.000 MHz
RBW	300.000 kHz	<= 300.000 kHz
VBW	300.000 kHz	>= 300.000 kHz
SweepPoints	101	~ 10
Sweeptime	1.000 ms	AUTO
Reference Level	-10.000 dBm	-10.000 dBm
Attenuation	10.000 dB	AUTO
Detector	MaxPeak	MaxPeak
SweepCount	200	200
Filter	3 dB	3 dB
Trace Mode	Max Hold	Max Hold
Sweeptype	Sweep	Sweep
Preamp	off	off
Stablemode	Trace	Trace
Stablevalue	0.50 dB	0.50 dB
Run	13 / max. 150	max. 150
Stable	10 / 10	10
Max Stable Difference	0.01 dB	0.50 dB

EDR mode (8DPSK)

FCC Part 47 §15.247 2400-2483.5 MHz 2017

Carrier Frequency Separation (2402 MHz; 0.000 dBm; 1 MHz)

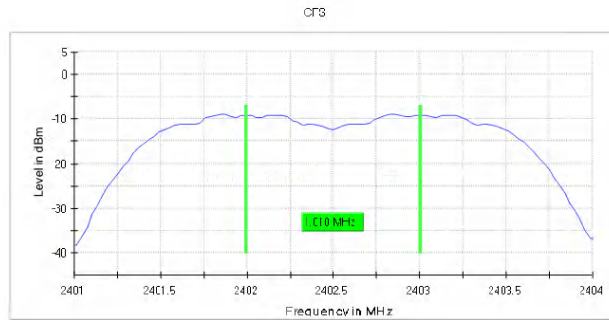
Test according to FCC title 47 part 15 §15.247(a), KDB 558074 D01 DTS Meas Guidance v04 and ANSI C63.10-2013

Result

DUT Frequency (MHz)	Frequency Separation (MHz)	Limit Min (MHz)	Limit Max (MHz)	Center Frequency low Channel (MHz)	Center Frequency high Channel (MHz)
2402.000000	1.009900	0.793333	---	2401.995050	2403.004950

(continuation of the "Result" table from column 6 ...)

DUT Frequency (MHz)	Result
2402.000000	PASS



Measurement

Setting	Instrument Value	Target Value
Start Frequency	2.40100 GHz	2.40100 GHz
Stop Frequency	2.40400 GHz	2.40400 GHz
Span	3.000 MHz	3.000 MHz
RBW	300.000 kHz	<= 300.000 kHz
VBW	300.000 kHz	>= 300.000 kHz
SweepPoints	101	~ 10
SweepTime	1.000 ms	AUTO
Reference Level	-20.000 dBm	-20.000 dBm
Attenuation	0.000 dB	AUTO
Detector	MaxPeak	MaxPeak
SweepCount	200	200
Filter	3 dB	3 dB
Trace Mode	Max Hold	Max Hold
SweepType	Sweep	Sweep
Preamp	off	off
Stablemode	Trace	Trace
Stablevalue	0.50 dB	0.50 dB
Run	15 / max. 150	max. 150
Stable	10 / 10	10
Max Stable Difference	0.01 dB	0.50 dB

FCC Part 47 §15.247 2400-2483.5 MHz 2017

Carrier Frequency Separation (2441 MHz; 0.000 dBm; 1 MHz)

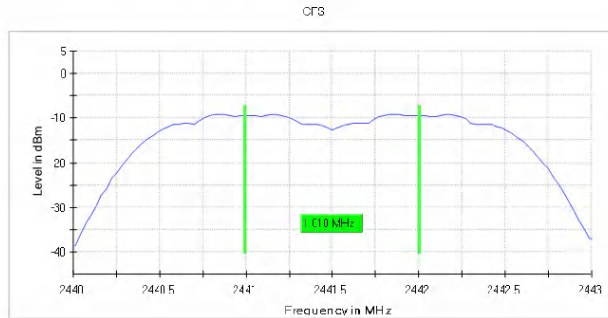
Test according to FCC title 47 part 15 §15.247(a), KDB 558074 D01 DTS Meas Guidance v04 and ANSI C63.10-2013

Result

DUT Frequency (MHz)	Frequency Separation (MHz)	Limit Min (MHz)	Limit Max (MHz)	Center Frequency low Channel (MHz)	Center Frequency high Channel (MHz)
2441.000000	1.009900	0.793333	---	2440.995050	2442.004950

(continuation of the "Result" table from column 6 ...)

DUT Frequency (MHz)	Result
2441.000000	PASS



Measurement

Setting	Instrument Value	Target Value
Start Frequency	2.44000 GHz	2.44000 GHz
Stop Frequency	2.44300 GHz	2.44300 GHz
Span	3.000 MHz	3.000 MHz
RBW	300.000 kHz	<= 300.000 kHz
VBW	300.000 kHz	>= 300.000 kHz
SweepPoints	101	~ 10
Sweptime	1.000 ms	AUTO
Reference Level	-20.000 dBm	-20.000 dBm
Attenuation	0.000 dB	AUTO
Detector	MaxPeak	MaxPeak
SweepCount	200	200
Filter	3 dB	3 dB
Trace Mode	Max Hold	Max Hold
Sweeptype	Sweep	Sweep
Preamp	off	off
Stablemode	Trace	Trace
Stablevalue	0.50 dB	0.50 dB
Run	16 / max. 150	max. 150
Stable	10 / 10	10
Max Stable Difference	0.01 dB	0.50 dB

FCC Part 47 §15.247 2400-2483.5 MHz 2017

Carrier Frequency Separation (2480 MHz; 0.000 dBm; 1 MHz)

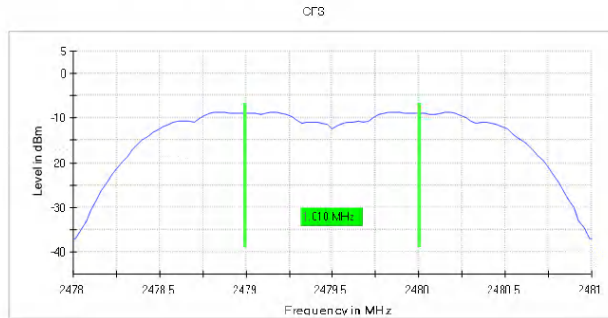
Test according to FCC title 47 part 15 §15.247(a), KDB 558074 D01 DTS Meas Guidance v04 and ANSI C63.10-2013

Result

DUT Frequency (MHz)	Frequency Separation (MHz)	Limit Min (MHz)	Limit Max (MHz)	Center Frequency low Channel (MHz)	Center Frequency high Channel (MHz)
2480.000000	1.009900	0.793333	---	2478.995050	2480.004950

(continuation of the "Result" table from column 6 ...)

DUT Frequency (MHz)	Result
2480.000000	PASS



Measurement

Setting	Instrument Value	Target Value
Start Frequency	2.47800 GHz	2.47800 GHz
Stop Frequency	2.48100 GHz	2.48100 GHz
Span	3.000 MHz	3.000 MHz
RBW	300.000 kHz	<= 300.000 kHz
VBW	300.000 kHz	>= 300.000 kHz
SweepPoints	101	~ 10
Sweeptime	1.000 ms	AUTO
Reference Level	-20.000 dBm	-20.000 dBm
Attenuation	0.000 dB	AUTO
Detector	MaxPeak	MaxPeak
SweepCount	200	200
Filter	3 dB	3 dB
Trace Mode	Max Hold	Max Hold
Sweeptype	Sweep	Sweep
Preamp	off	off
Stablemode	Trace	Trace
Stablevalue	0.50 dB	0.50 dB
Run	16 / max. 150	max. 150
Stable	10 / 10	10
Max Stable Difference	0.07 dB	0.50 dB

Appendix B.7: Test Results of Number of Hopping Frequency

BDR mode (GFSK)

All hopping channels

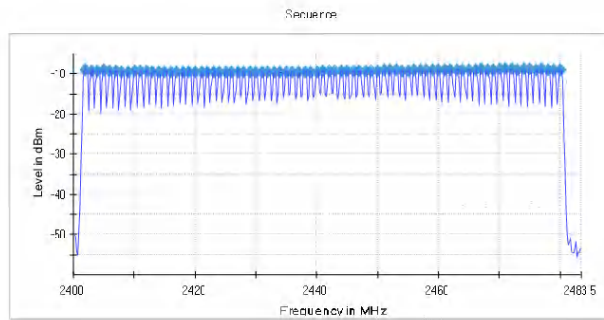
FCC Part 47 §15.247 2400-2483.5 MHz 2017

Hopping Frequencies (frequency independent; 0.000 dBm; 1 MHz)

Test according to FCC title 47 part 15 §15.247(a),(g), KDB 558074 D01 DTS Meas Guidance v04 and ANSI C63.10-2013

Channels

Channels	Limit Min	Limit Max	Result
79	15	---	PASS



Measurement

Setting	Instrument Value	Target Value
Start Frequency	2.40000 GHz	2.40000 GHz
Stop Frequency	2.48350 GHz	2.48350 GHz
Span	83.500 MHz	83.500 MHz
RBW	200.000 kHz	<= 299.000 kHz
VBW	200.000 kHz	>= 200.000 kHz
SweepPoints	418	~ 418
SweepTime	1.060 ms	AUTO
Reference Level	-10.000 dBm	-10.000 dBm
Attenuation	10.000 dB	AUTO
Detector	MaxPeak	MaxPeak
SweepCount	100	100
Filter	3 dB	3 dB
Trace Mode	Max Hold	Max Hold
SweepType	Sweep	AUTO
Preamp	off	off
Stablemode	Trace	Trace
Stablevalue	0.50 dB	0.50 dB
Run	48 / max. 150	max. 150
Stable	3 / 3	3
Max Stable Difference	0.24 dB	0.50 dB

EDR mode (8DPSK)

All hopping channels

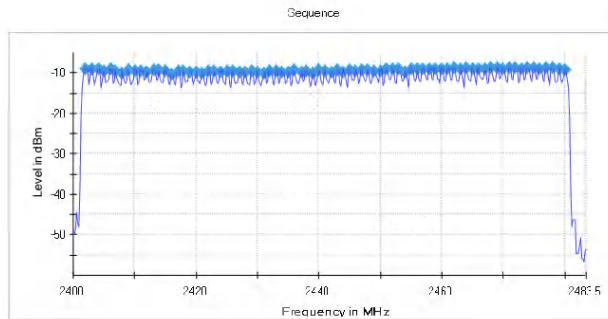
FCC Part 47 §15.247 2400-2483.5 MHz 2017

Hopping Frequencies (frequency independent; 0.000 dBm; 1 MHz)

Test according to FCC title 47 part 15 §15.247(a),(g), KDB 558074 D01 DTS Meas Guidance v04 and ANSI C63.10-2013

Channels

Channels	Limit Min	Limit Max	Result
79	15	---	PASS



Measurement

Setting	Instrument Value	Target Value
Start Frequency	2.40000 GHz	2.40000 GHz
Stop Frequency	2.48350 GHz	2.48350 GHz
Span	83.500 MHz	83.500 MHz
RBW	200.000 kHz	<= 299.000 kHz
VBW	200.000 kHz	>= 200.000 kHz
SweepPoints	418	~ 418
Sweeptime	1.060 ms	AUTO
Reference Level	-10.000 dBm	-10.000 dBm
Attenuation	10.000 dB	AUTO
Detector	MaxPeak	MaxPeak
SweepCount	100	100
Filter	3 dB	3 dB
Trace Mode	Max Hold	Max Hold
Sweeptype	Sweep	AUTO
Preamp	off	off
Stablemode	Trace	Trace
Stablevalue	0.50 dB	0.50 dB
Run	137 / max. 150	max. 150
Stable	3 / 3	3
Max Stable Difference	0.29 dB	0.50 dB

Appendix B.8: Test Results of Time of Occupancy

BDR mode (GFSK)

FCC Part 47 §15.247 2400-2483.5 MHz 2017

Time of Channel Occupancy (2441 MHz; 0.000 dBm; 1 MHz)

Test according to FCC title 47 part 15 §15.247(a), KDB 558074 D01 DTS Meas Guidance v04 and ANSI C63.10-2013

Result

DUT Frequency (MHz)	Result	Number of Hops	Average time of occupancy (ms)	Threshold (dBm)
2441.000000	PASS	319	125.550	-20.0

Periode

Min (ms)	Max (ms)	Mean (ms)
2.500	193.740	98.830

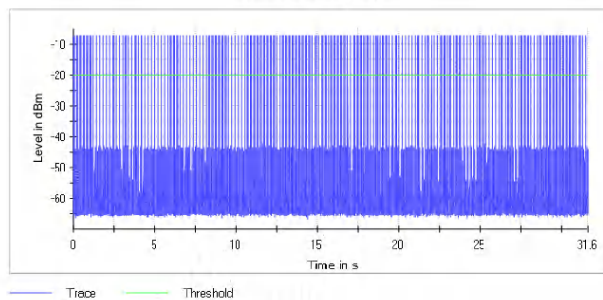
Transmit Time per Hop

Min (ms)	Max (ms)	Limit Max for Max (ms)	Limit Min for Max (ms)	Mean (ms)
0.39	0.40	400.000	0.000	0.392

DwellTime

Min (ms)	Max (ms)	Mean (ms)
0.39	0.40	0.392

Time of Channel Occupancy



Measurement

Setting	Instrument Value	Target Value
Center Frequency	2.44100 GHz	2.44100 GHz
Span	ZeroSpan	ZeroSpan
RBW	500.000 kHz	~ 500.000 kHz
VBW	1.000 MHz	~ 1.500 MHz
SweepPoints	30001	~ 30001
SweepTime	31.600 s	31.600 s
Reference Level	-10.000 dBm	-10.000 dBm
Attenuation	0.000 dB	0.000 dB
Detector	MaxPeak	MaxPeak
SweepCount	1	1
Filter	Channel	Channel
Trace Mode	Clear Write	Clear Write
Sweeptype	Sweep	AUTO
Preamp	off	off
Trigger	External	External
Trigger Offset	0.000 s	0.000 s

OSP

Setting	Instrument Value	Target Value
Measurement Time	31.600 s	31.600 s
Tracepoints	31600000	31600000
Time resolution	1.000 µs	1.000 µs
Detector	RMS	RMS

FCC Part 47 §15.247 2400-2483.5 MHz 2017

Time of Channel Occupancy(2) (2441 MHz; 0.000 dBm; 1 MHz)

Test according to FCC title 47 part 15 §15.247(a), KDB 558074 D01 DTS Meas Guidance v04 and ANSI C63.10-2013

Result

DUT Frequency (MHz)	Result	Number of Hops	Average time of occupancy (ms)	Threshold (dBm)
2441.000000	PASS	165	276.960	-20.0

Periode

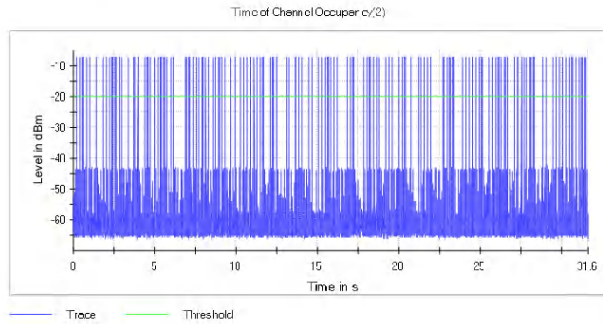
Min (ms)	Max (ms)	Mean (ms)
7.500	757.480	190.224

Transmit Time per Hop

Min (ms)	Max (ms)	Limit Max for Max (ms)	Limit Min for Max (ms)	Mean (ms)
1.640	3.290	400.000	0.000	1.669

DwellTime

Min (ms)	Max (ms)	Mean (ms)
1.640	4.140	1.679



Measurement

Setting	Instrument Value	Target Value
Center Frequency	2.44100 GHz	2.44100 GHz
Span	ZeroSpan	ZeroSpan
RBW	500.000 kHz	~ 500.000 kHz
VBW	1.000 MHz	~ 1.500 MHz
SweepPoints	30001	~ 30001
SweepTime	31.600 s	31.600 s
Reference Level	-10.000 dBm	-10.000 dBm
Attenuation	0.000 dB	0.000 dB
Detector	MaxPeak	MaxPeak
SweepCount	1	1
Filter	Channel	Channel
Trace Mode	Clear Write	Clear Write
SweepType	Sweep	AUTO
Preamp	off	off
Trigger	External	External
Trigger Offset	0.000 s	0.000 s

OSP

Setting	Instrument Value	Target Value
Measurement Time	31.600 s	31.600 s
Tracepoints	31600000	31600000
Time resolution	1.000 µs	1.000 µs
Detector	RMS	RMS

FCC Part 47 §15.247 2400-2483.5 MHz 2017

Time of Channel Occupancy(3) (2441 MHz; 0.000 dBm; 1 MHz)

Test according to FCC title 47 part 15 §15.247(a), KDB 558074 D01 DTS Meas Guidance v04 and ANSI C63.10-2013

Result

DUT Frequency (MHz)	Result	Number of Hops	Average time of occupancy (ms)	Threshold (dBm)
2441.000000	PASS	90	263.590	-20.0

Periode

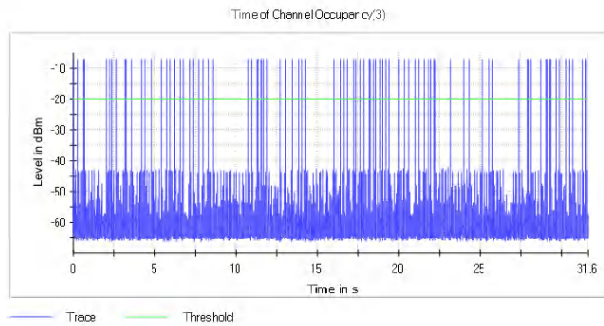
Min (ms)	Max (ms)	Mean (ms)
7.500	2159.940	352.955

Transmit Time per Hop

Min (ms)	Max (ms)	Limit Max for Max (ms)	Limit Min for Max (ms)	Mean (ms)
2.890	2.900	400.000	0.000	2.897

DwellTime

Min (ms)	Max (ms)	Mean (ms)
2.890	2.900	2.897



Measurement

Setting	Instrument Value	Target Value
Center Frequency	2.44100 GHz	2.44100 GHz
Span	ZeroSpan	ZeroSpan
RBW	500.000 kHz	~ 500.000 kHz
VBW	1.000 MHz	~ 1.500 MHz
SweepPoints	30001	~ 30001
SweepTime	31.600 s	31.600 s
Reference Level	-10.000 dBm	-10.000 dBm
Attenuation	0.000 dB	0.000 dB
Detector	MaxPeak	MaxPeak
SweepCount	1	1
Filter	Channel	Channel
Trace Mode	Clear Write	Clear Write
SweepType	Sweep	AUTO
Preamp	off	off
Trigger	External	External
Trigger Offset	0.000 s	0.000 s

OSP

Setting	Instrument Value	Target Value
Measurement Time	31.600 s	31.600 s
Tracepoints	31600000	31600000
Time resolution	1.000 µs	1.000 µs
Detector	RMS	RMS

EDR mode (8DPSK)

FCC Part 47 §15.247 2400-2483.5 MHz 2017

Time of Channel Occupancy (2441 MHz; 0.000 dBm; 1 MHz)

Test according to FCC title 47 part 15 §15.247(a), KDB 558074 D01 DTS Meas Guidance v04 and ANSI C63.10-2013

Result

DUT Frequency (MHz)	Result	Number of Hops	Average time of occupancy (ms)	Threshold (dBm)
2441.000000	PASS	59	400.710	-20.0

Periode

Min (ms)	Max (ms)	Mean (ms)
15.000	2017.450	531.065

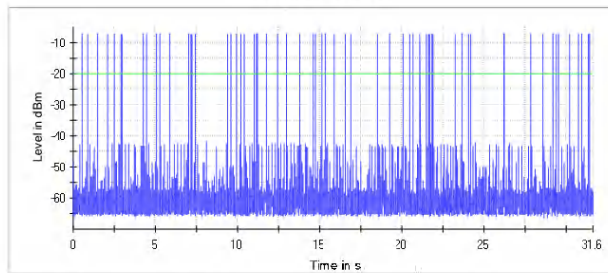
Transmit Time per Hop

Min (ms)	Max (ms)	Limit Max for Max (ms)	Limit Min for Max (ms)	Mean (ms)
6.670	6.680	400.000	0.000	6.679

DwellTime

Min (ms)	Max (ms)	Mean (ms)
6.670	6.680	6.679

Time of Channel Occupancy



Trace Threshold

Measurement

Setting	Instrument Value	Target Value
Center Frequency	2.44100 GHz	2.44100 GHz
Span	ZeroSpan	ZeroSpan
RBW	500.000 kHz	~ 500.000 kHz
VBW	1.000 MHz	~ 1.500 MHz
SweepPoints	30001	~ 30001
SweepTime	31.600 s	31.600 s
Reference Level	-10.000 dBm	-10.000 dBm
Attenuation	0.000 dB	0.000 dB
Detector	MaxPeak	MaxPeak
SweepCount	1	1
Filter	Channel	Channel
Trace Mode	Clear Write	Clear Write
SweepType	Sweep	AUTO
Preamp	off	off
Trigger	External	External
Trigger Offset	0.000 s	0.000 s

OSP

Setting	Instrument Value	Target Value
Measurement Time	31.600 s	31.600 s
Tracepoints	31600000	31600000
Time resolution	1.000 µs	1.000 µs
Detector	RMS	RMS

FCC Part 47 §15.247 2400-2483.5 MHz 2017

Time of Channel Occupancy(2) (2441 MHz; 0.000 dBm; 1 MHz)

Test according to FCC title 47 part 15 §15.247(a), KDB 558074 D01 DTS Meas Guidance v04 and ANSI C63.10-2013

Result

DUT Frequency (MHz)	Result	Number of Hops	Average time of occupancy (ms)	Threshold (dBm)
2441.000000	PASS	160	103.860	-20.0

Periode

Min (ms)	Max (ms)	Mean (ms)
15.000	714.980	197.134

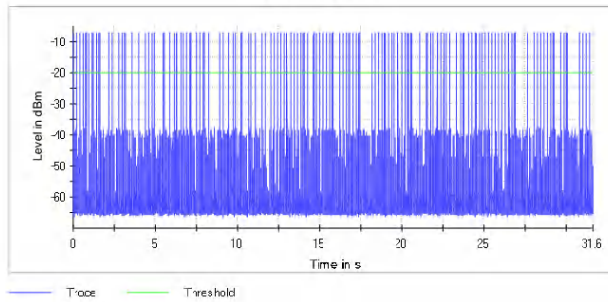
Transmit Time per Hop

Min (ms)	Max (ms)	Limit Max for Max (ms)	Limit Min for Max (ms)	Mean (ms)
0.60	0.66	400.000	0.000	0.645

DwellTime

Min (ms)	Max (ms)	Mean (ms)
0.66	0.67	0.661

Time of Channel Occupancy(2)



Measurement

Setting	Instrument Value	Target Value
Center Frequency	2.44100 GHz	2.44100 GHz
Span	ZeroSpan	ZeroSpan
RBW	500.000 kHz	~ 500.000 kHz
VBW	1.000 MHz	~ 1.500 MHz
SweepPoints	30001	~ 30001
SweepTime	31.600 s	31.600 s
Reference Level	-10.000 dBm	-10.000 dBm
Attenuation	0.000 dB	0.000 dB
Detector	MaxPeak	MaxPeak
SweepCount	1	1
Filter	Channel	Channel
Trace Mode	Clear Write	Clear Write
SweepType	Sweep	AUTO
Preamp	off	off
Trigger	External	External
Trigger Offset	0.000 s	0.000 s

OSP

Setting	Instrument Value	Target Value
Measurement Time	31.600 s	31.600 s
Tracepoints	31600000	31600000
Time resolution	1.000 µs	1.000 µs
Detector	RMS	RMS

FCC Part 47 §15.247 2400-2483.5 MHz 2017

Time of Channel Occupancy(3) (2441 MHz; 0.000 dBm; 1 MHz)

Test according to FCC title 47 part 15 §15.247(a), KDB 558074 D01 DTS Meas Guidance v04 and ANSI C63.10-2013

Result

DUT Frequency (MHz)	Result	Number of Hops	Average time of occupancy (ms)	Threshold (dBm)
2441.000000	PASS	122	108.570	-20.0

Periode

Min (ms)	Max (ms)	Mean (ms)
15.000	1349.970	256.636

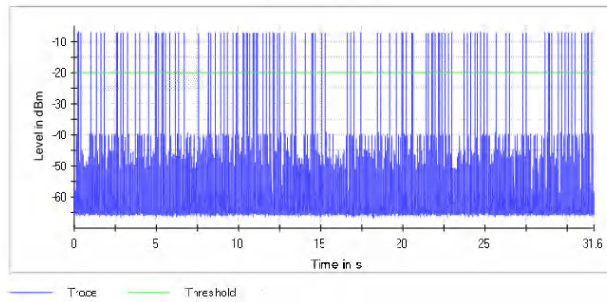
Transmit Time per Hop

Min (ms)	Max (ms)	Limit Max for Max (ms)	Limit Min for Max (ms)	Mean (ms)
0.83	0.91	400.000	0.000	0.883

DwellTime

Min (ms)	Max (ms)	Mean (ms)
0.90	0.91	0.906

Time of Channel Occupancy(3)



Measurement

Setting	Instrument Value	Target Value
Center Frequency	2.44100 GHz	2.44100 GHz
Span	ZeroSpan	ZeroSpan
RBW	500.000 kHz	~ 500.000 kHz
VBW	1.000 MHz	~ 1.500 MHz
SweepPoints	30001	~ 30001
SweepTime	31.600 s	31.600 s
Reference Level	-10.000 dBm	-10.000 dBm
Attenuation	0.000 dB	0.000 dB
Detector	MaxPeak	MaxPeak
SweepCount	1	1
Filter	Channel	Channel
Trace Mode	Clear Write	Clear Write
SweepType	Sweep	AUTO
Preamp	off	off
Trigger	External	External
Trigger Offset	0.000 s	0.000 s

OSP

Setting	Instrument Value	Target Value
Measurement Time	31.600 s	31.600 s
Tracepoints	31600000	31600000
Time resolution	1.000 µs	1.000 µs
Detector	RMS	RMS