



Appendix A: Photographs of the Test Set-Up

APPENDIX A: PHOTOGRAPHS OF THE TEST SET-UP	1
PHOTOGRAPH 1: SET-UP PHOTO FOR RADIATED SPURIOUS EMISSION, 9KHz - 30MHz	2
PHOTOGRAPH 2: SET-UP PHOTO FOR RADIATED SPURIOUS EMISSION, 30MHz - 1GHz.....	2
PHOTOGRAPH 3: SET-UP PHOTO FOR CONDUCTED EMISSION ON AC MAINS.....	3
PHOTOGRAPH 4: SET-UP PHOTO FOR WIRELESS POWER TRANSFER RF EXPOSURE.....	3


Photograph 1: Set-up photo for Radiated Spurious Emission, 9KHz - 30MHz



Photograph 2: Set-up photo for Radiated Spurious Emission, 30MHz - 1GHz



Photograph 3: Set-up photo for Conducted Emission on AC Mains



Photograph 4: Set-up photo for Wireless Power Transfer RF Exposure

