

深圳市艾汇科技有限公司

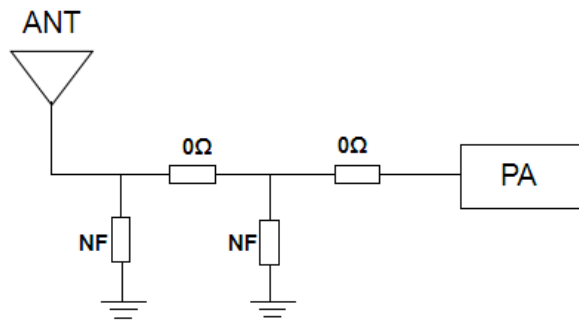
Shenzhen Aihui Technology Co., Ltd.

Antenna Acknowledgement

Applicable model	F89W		
Customer	Shenzhen Zhiteng Yongsheng Technology Co., Ltd.		
Specification description			
	Product content	Specification	Customer material code
Specification description	Antenna	FPC/Black/Character F89W-WIFI-AH	
		Line length; 245mm, (0.81) both ends of stripping line dip tin	
Change of resume			
Serial number	Date	Version	Brief description of the changes
1	2023-05-19	V1.0	New project
2			
3			

Supplier sample confirmation					
Research and development	Structure	Audit	Judgement		
			PASS FAIL		
Customer sample confirmation					
Electron	Structure	Project	Procurement	Quality	Audit
Reasons for rejection or other precautions:					

1. Matching circuit-WIFI antenna



我司未对匹配电路做任何修改。

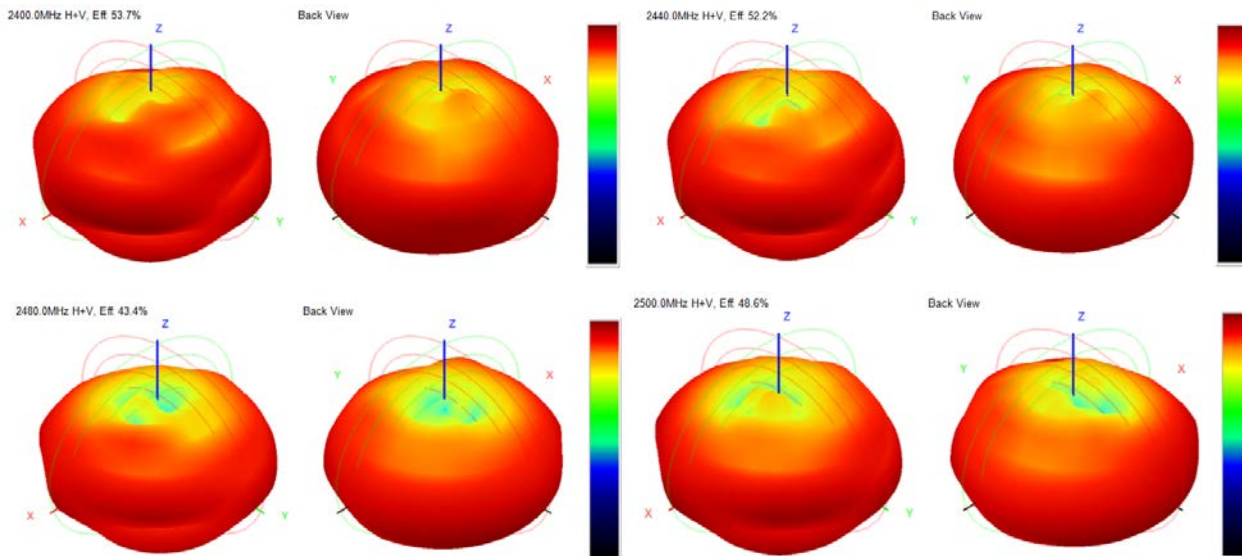
2. Active power test data

Frequency Band	2.4GWIFI-B模			5.8GWIFI-A模		
channel	L	M	H	L	M	H
TRP	16.4	16.8	17.5			
TIS			-78.5			
Frequency Band	2.4WIFI-G模			2.4WIFI-N模		
channel	L	M	H	L	M	H
TRP	15.4	15.6	15.2	16.5	15.8	15.3
TIS			-68.5			-66.7

3. Passive test data

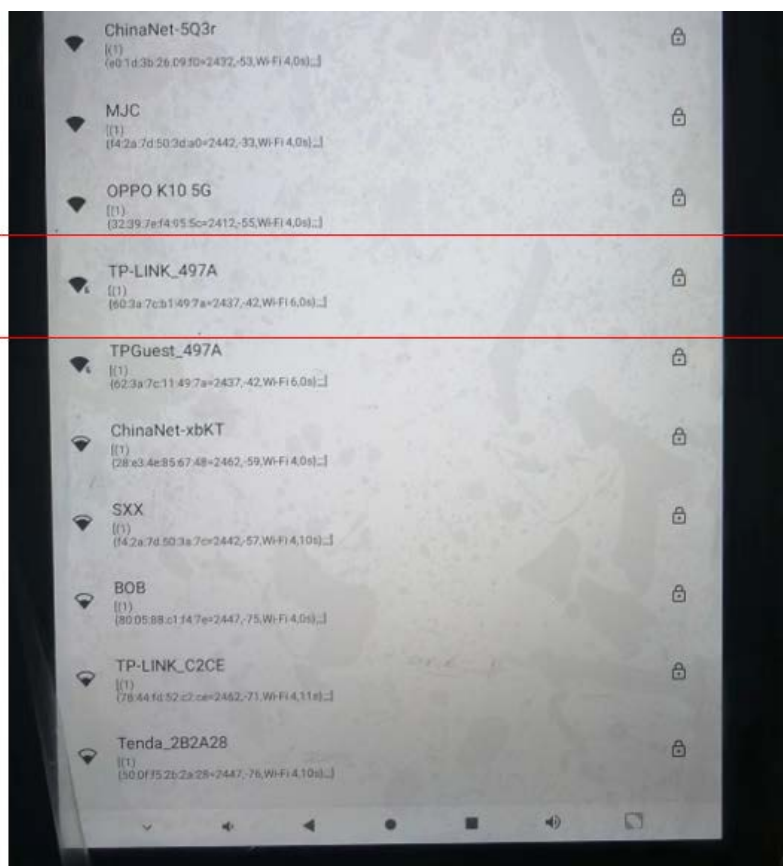
Gain&Efficiency			
frequency(Hz)	gain(dB)	efficiency(dB)	efficiency
2400M	1.71	-4.02	52.64%
2410M	2.1	-3.85	54.18%
2420M	2.25	-3.75	55.21%
2430M	2.37	-3.74	54.89%
2440M	2.27	-3.83	55.37%
2450M	2.21	-3.8	54.72%
2460M	2.13	-4.3	53.13%
2470M	2.31	-4.59	55.77%
2480M	2.15	-4.61	53.56%
2490M	2.22	-4.75	54.52%
2500M	2.41	-4.98	56.76%

4. Directional pattern




5. WiFi measurement

Distance
router 10
meters,
signal full
grid,
internet
normal.



6.Environmental treatment/Antenna position



7. Structural drawings

