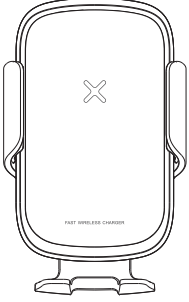


尺寸: 60x90mm

材质: 80g铜版纸+正反单色印刷+风琴折

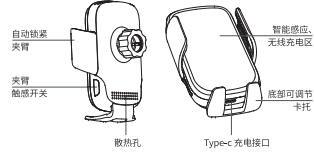


使用说明书

包装

无线充电器	*1	可调节吸盘支架 (选配)	*1
出风口夹子	*1	可旋转3M夹子 (选配)	*1
Type-C充电线	*1	车载充电器 (选配)	*1
说明书	*1		

功能组件

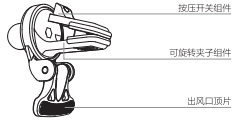


规格参数

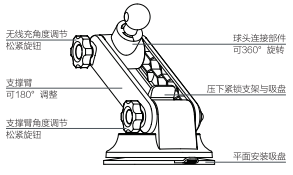
产品名称: X5 无线感应车载支架
材 质: ABS+PC
输 入: 5V=2A 9V=2A
输出功率: 15W (支持10W、7.5W、5W)
感应距离: <8mm
支持规格: 符合Qi无线协议充电
支持QC无线快充设备 (需搭配QC充电器)
输入接口: Type-C
车充要求: QC3.0车充
适用手机尺寸: 4.7-6.9英寸 (手机符合Qi标准无线接收器方可使用)

使用说明

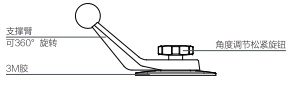
- 该产品通电后, 周围指示灯会亮蓝灯, 左右伸缩夹臂会在5秒后自动张开。(通电后产品处于运行检测状态, 检测当前是否有夹持手机或其他物品, 以防误测。)
- 放上手机后会自动检测充电或异物。检测到异物后左右夹臂会自动夹住手机。
- 放上手机前, 可以根据手机尺寸调节底部托长度, 增强手机无线充电效率, 正常手机充电显示绿灯呼吸。
- 产品通电运行过程中, 可通过产品两侧按键任一一键张开夹臂, 取下手机; 取下手机后, 指示灯即刻显示红灯待机状态。(产品两侧按键可以任一一键夹持或者张开夹臂。)
- 产品断电后, 手机处于夹持状态2秒后产品蜂鸣器铃声启动连续报警5次提醒用户取下手机。(产品内置超级电容断电5分钟内可通过两侧按键开关合夹臂3-5次。)
- 如需快速充电请选择QC3.0车载充电器供电。



出风口支架
根据出风口叶片位置调整好出风口顶片和可旋转夹子组件的位置; 按住按钮打开开关夹子, 插入叶片; 适用于大部分汽车出风口, 横式、竖式及圆形等出风口, 灵活适应各种叶片厚度。硅胶接触汽车, 更贴合更更好保护汽车不刮伤。



吸盘支架
将吸盘放置于合适的平面位置, 调整角度按下按钮使吸盘紧锁平面。固定后可随意调节角度和前后距离。TPU吸盘+硅胶双吸脚, 一键即锁紧。双连杆设计, 收纳包装更小巧。(超薄、超短)



可旋转3M支架
将要粘贴的位置擦拭干净, 撕下3M胶底部的保护胶纸, 粘贴于合适位置, 静置紧压2小时后使用更佳。支架固定后可360度任意旋转角度。TPU+ABS套圈, 汽车弧面贴合更紧密。日本进口加粗3M胶, 牢固粘。合。

智能防护

过热保护 线圈温度超过60°C时停止充电, 红灯闪亮, 低于55°C时开始充电。

过流保护 发射端限制功率输出, 最大可达15W, 超过15W将不继续工作。

过压保护 发射端最大允许输出电压为9.5V, 超过该电压产品有损坏可能。

异物检测 当无线充电器检测到金属异物时, 将会停止充电。

注意事项

- 请勿过度挤压或碰撞设备。
- 请勿在严重高温、潮湿或腐蚀性环境下使用无线充电器, 避免损坏设备的电路。

尊敬的用户:
感谢您购买本产品, 为了确保您获得可靠的售后服务, 请认真阅读以下说明:

本证书所保证的产品是指定分销商所销售的, 在本证书中所登记的产品, 本证书的各项内容必须如实填写完整, 否则视为无效三包凭证, 本证书为三包服务的首要凭证, 请妥善保管, 遗失不补, 当客户需要技术支持服务时, 请出示此证书, 我们将按规定为您提供优质的服务。

以下情况不属于三包范围:

- 不能提供有效的三包凭证及有效发票 (能证明产品在三包有效期内除外) 或擅自篡改三包凭证。
- 三包凭证上的产品型号及生产批号与产品实物不相符合的或没有经销商盖章。
- 未按产品使用说明的要求使用、维护、保管而造成损害。
- 因意外灾害、自行拆卸、人为损坏或未经本公司授权服务维修所引起之故障。

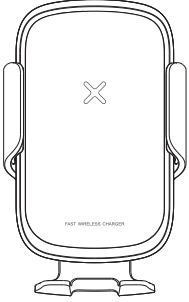
- 无厂名、厂址、生产日期或无产品合格证。
- 因不可抗力因素所造成的损坏。

本产品三包有效期: 自购买日起 (以寄回的客户回执或发票日期为准), 提供12个月保修服务, 其它附件 (如包装等) 不属于三包范围, 产品外观人为损坏、附件丢失, 不在三包之列。不在三包之内或超过三包期的产品, 客户仍享受维修服务, 但需要交的维修工本费。

产品保修卡

型号:	
购买日期:	
经销商名称:	
购买商号:	
姓名:	电话:
地址:	
保修内容:	保修日期:

为了您的权益, 请您认真填写, 并妥善保管, 作为维修前凭证! 请勿擅自修改内容, 否则视为作废。
本公司保留对该产品售后服务条例的最终解释权。

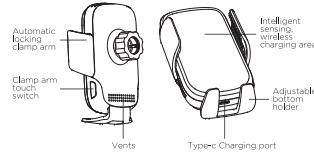


User Manual

Package

Wireless charger	*1	Air vent mount	*1
Type-C cable	*1	User manual	*1
Adjustable suction cup mount (Optional)	*1	Rotatable 3M mount (Optional)	*1
Car charger adaptor (Optional)	*1		

Functional component

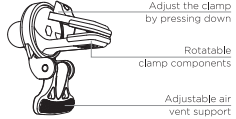


Specifications

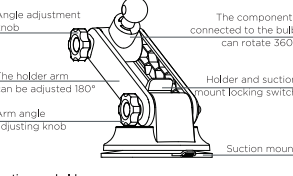
Name: X5 wireless induction car holder
Material: PC + ABS
Input: 5V = 2A 9V = 2A
Output power: 15W (support 10W, 7.5W, 5W)
Input interface: Type-C
Charging distance: < 8mm
Support specifications: Qi wireless protocol
Support QC wireless fast charging equipment (need to match QC charger)
Car charger requirements: QC3.0 car charger
Applicable size: 4.7-6.9 inch mobile phone

Direction for use

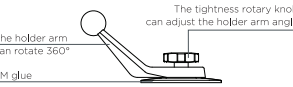
- After power on, the ambient charger indicator shows blue.
- The 2 clamp arms open automatically in 5 seconds.
- After putting on a phone, the device will detect charging or foreign bodies automatically. If any foreign bodies are detected, the 2 arms will clamp the phone automatically.
- Before putting on the phone, you can adjust the length of the bottom holder to strengthen the wireless charging efficiency. Normal phone charging will display a green light breathing.
- When the product is power on, you can press any one of the 2 buttons on both sides to open the clamp arms, and put on the phone. When the phone is taken off, the indicator shows blue. It means the charger is in standby mode.
- When it's power off, and the phone is still clamped, 5 buzzings ring in 2 seconds to remind you to take off the phone. The built-in super capacitor ensures the clamp arms can open and close 3-5 times in 5 minutes when you press any one of the 2 buttons)
- Please use a QC 3.0 car charger adaptor for fast charging.



Air vent mount
Adjust the air vent holding piece position and the rotatable components position according to the air vent blade position. Press and hold the switch to open the clamp and insert the blade. The product is suitable for most air vents, including horizontal, vertical, and round air vent.



Suction cup holder
Put the suction cup holder on a flat place, adjust the angle, press the button, the suction cup will attach to the flat surface tightly. TPU suction cup + epoxy dual adsorption, one key locking, dual connection rods design, good for storage and package (ultrathin and ultrashort)



Rotatable 3M holder
Clean the place where you want to attach the holder, tear off the protection paper at the bottom of the 3M glue holder, attach it to a suitable place, press it. Use the holder after 72 hours will be better. When the holder is fixed, the angle can be adjusted 360°, TPU+ABS, more fastness attaching to car cambered surface. 3M glue was imported from Japan, adhered more fastness.

Intelligent protection

Over temperature protection The coil stops charging when the temperature exceeds 60°C, the red light flashes, and starts charging when the temperature is below 55°C.

Over current protection When the phone exceeds to maximum 15W, transmitting terminal limits the power to keep increasing. Over current protection doesn't working.

Over voltage protection The phone may be damaged if the voltage is over 9.5V, which is the maximum output voltage of the Transmitting terminal.

Foreign object detection When the wireless charger detects a metal foreign object, it will stop charging.

Precautions

- Do not over-squeeze or bump the device.
- Do not use the wireless charger in severely hot, humid or corrosive environments to avoid damage. Circuit of the device.

Dear customer

Thank you for purchasing this product. To ensure you can get the reliable after-sale service, please kindly read the below instructions carefully:

The products are belong to the designated distributor, every column is required and true of registered for this card, otherwise it will be regarded as invalid one. This card is the primary document for the three guarantees for products, please keep properly, no new one for the lost. When you need some technical service, please show this card, we will provide you with quality professional services.

The guarantee doesn't include the below situation:

- Can not provide the valid proof or the invoice, except some doc that can prove it's still in the valid time. Change this card information for personal.
- The product batch number isn't the same as the true batch number or distributor's seal.
- Any damages because of no using, maintaining and storing according to the instructions.

- Due to accidental disasters, self demolition, man-made damage or failure by the company's authorized service repair.
- No name and address, production date or no product certificate.
- Damage caused by force majeure.

Products three guarantees valid time: From purchasing date (Preval to the customer receipt date or invoice date), provide 12 months guarantee. Product surface man-made damage, accessories missed are not include in this guarantee. We can also provide the service for you for the product is out of surface or doesn't include in this guarantee, but you need to pay the repair charge.

Product Warranty Card

No.:	
Date of purchase:	
Dealer name:	
Dealer:	
Name:	Telephone:
Address:	
Warranty content:	Warranty data:

For your rights and interests, please fill in carefully, and keep it safely as a pre-repair certificate! Do not modify the content without authorization, otherwise it will be considered invalid. The company reserves the right of final interpretation of the product after-sales service regulations.

FCC Warning

This device complies with part 15 of the FCC Rules. Operation is subject to the following two conditions: (1) This device may not cause harmful interference, and

(2) this device must accept any interference received, including interference that may cause undesired operation.

Any Changes or modifications not expressly approved by the party responsible for compliance could void the user's authority to operate the equipment.

This equipment has been tested and found to comply with the limits for a Class B digital device, pursuant to part 15 of the FCC Rules . These limits

are designed to provide reasonable protection against harmful interference in a residential installation. This equipment generates uses and can

radiate radio frequency energy and, if not installed and used in accordance with the instructions, may cause harmful interference to radio

communications. However, there is no guarantee that interference will not occur in a particular installation. If this equipment does cause harmful

interference to radio or television reception, which can be determined by turning the equipment off and on, the user is encouraged to try to correct

the interference by one or more of the following measures:

- Reorient or relocate the receiving antenna.
- Increase the separation between the equipment and receiver.
- Connect the equipment into an outlet on a circuit different from that to which the receiver is connected.
- Consult the dealer or an experienced radio/TV technician for help.

FCC RF exposure statement:

The equipment complies with FCC radiation exposure limits set forth for an uncontrolled environment. During the operation of device a distance of 15cm surrounding the device and 20 cm above the top surface of the device must be respected.