

尺寸: 60x90mm
 材质: 105G铜板纸
 折叠: 风琴折
 正反面四色印刷

3合1无线充电器座

使用说明书

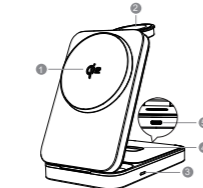


包装

三合一桌面无线充*1
 Type-C 充电线*1
 说明书*1


功能组件

- 手机无线充电区域
- 小米手表无线充电区域
- 充电指示灯
- 耳机无线充电区域
- Type-c 接口



使用步骤

- 接通电源, 给产品通电。
- 将手机/耳机/手表放到对应的充电位置, 均正常充电。



LED 智能指示灯

- 上电提示: 灯常亮5秒熄灭
- 待机提示: 灭灯
- 充电提示: 手机指示灯常亮5秒灭灯 (耳机、手表充电时无指示灯)
- 充满提示: 灭灯
- 金属异物检测提示: 手机指示灯闪烁 (耳机、手表异物时无指示灯)

适用设备

- 智能手机: 非磁吸手机, 请增加引磁环后使用该产品
- 输入兼容: QC3.0 PD3.0等协议
- 输入电压5V时, 设备会闪灯提醒 (由于5V电压过低, 三合一同时充电时功率较大, 可能会出现手表断充, 请使用9V适配器)

注意事项

- 请勿过度挤压或碰撞设备。
- 请勿与带磁条或者芯片的磁卡 (身份证、银行卡等) 放置太近, 避免造成磁卡失效。
- 请勿使用5V适配器充头, 因功率不足会出现断充情况, 请使用9V适配器供电。

产品规格

输入: 9V-3A/12V-2.5A
 输出频率: 5W / 7.5W / 10W / 15W
 手表输出: 2.5W
 输出耳: 5W

充电频率: 115-205kHz
 磁铁吸力: 0.8 KG
 产品尺寸: 99.18*65.18*27.2mm

保修

本产品三包有效期: 自购买日起 (以寄回的客户回执或购机发票日期为准), 提供12个月保修服务, 其它附件 (如包装等) 不属于三包范围, 产品外观为人为损坏, 附件损失, 不在三包之列。不在三包之内或超过三包期的产品, 客户仍享受维修服务, 但需要交纳维修工本费。

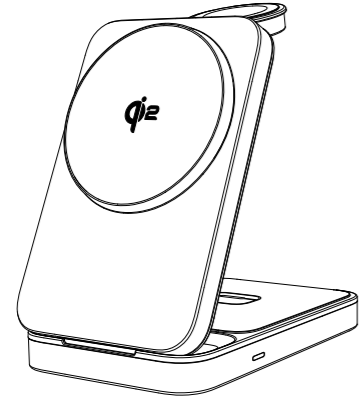
产品保修卡

型号:	
购买日期:	
经销商名称:	
购买商号:	
姓名:	电话:
地址:	
保修内容	保修日期

为了您的权益, 请您认真填写, 并妥善保管, 作为维前凭证! 请勿擅自修改内容, 否则视为作废。本公司保留对该产品售后服务条例的最终解释权。

3IN 1 WIRELESS CHARGER STAND

USER MANUAL

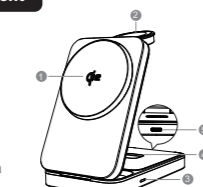


Package

3 in 1 Desktop Wireless charger *1
 Type-C charging cable *1
 User Manual *1


Functional component

- Mobile phone Wireless Charging Area
- Xiaomi Watch Wireless Charging Area
- Charging indicator light
- Earphone charging area
- Type-C interface



Use steps

- Connect the power supply and power up the product.
- Place the phone/ear- phone/watch in the corresponding charging position and charge it normally.



LED intelligent indicator

- Power on: the light stays on for 5 seconds and turn off
- Standby: turn off the lights
- Charging prompt: The phone indicator light stays on for 5 seconds and goes off (there is no indicator light when charging headphones or watches)
- Full charge: turn off the lights
- Metal foreign object detection: The mobile phone indicator light flashes (no indicator light when there is a foreign object on the headphones or watch)

Applicable Devices

- Smartphone: For non-MagSafe phones, please use an extra magnetic ring or MagSafe case to use this product.
- Input compatibility: QC3.0, PD3.0 and other protocols
- When the input voltage is 5V, the device will flash a warning light (due to the low 5V voltage, the power of the three in one charging is high, which may cause the watch to disconnect, please use a 9V adapter)

Product specification

INPUT:9V-3A/12V-2.5A
 OUTPUT PHONE:5W/7.5W/10W/15W
 OUTPUT WATCH:2.5W
 OUTPUT EARPHONE:5W

Input interface: type-C interface
 Charging frequency: 115-205KHZ
 Magnetic attraction: 0.8 KG
 Product size: 99.18*65.18*27.2mm

Caution

- Do not over squeeze or collide with the equipment.
- Please do not place it too close to the magnetic card (ID card, bank card, etc.) with magnetic stripe or chip to avoid magnetic card failure.
- Do not use 5V adapter as insufficient power which may cause charging interruption. Please use 9V adapter for power supply.

Warranty

The three guarantee period of this product: from purchasing date (Prevail to the customer receipt date or invoice date), provide 12 months guarantee, product surface man-made damage, accessories missed are not include in this guarantee, repair service for the product is out of the guarantee period or not covered by warranty, customer need to pay the repair charge.

Product Warranty Card

No.:	
Date of purchase:	
Dealer name	
Dealer:	
Name:	Telephone:
Address:	
Warranty content	Warranty date

For your rights and interests, please fill in carefully and keep it properly as a pre-maintenance voucher! Do not modify the content without authorization, otherwise it will be deemed invalid. The company reserves the final right to interpret the after-sales service regulations of the product.

This device complies with Part 15 of the FCC Rules. Operation is subject to the following two conditions: (1) this device may not cause harmful interference, and (2) this device must accept any interference received, including interference that may cause undesired operation

NOTE: This equipment has been tested and found to comply with the limits for a Class B digital device, pursuant to Part 15 of the FCC Rules. These limits are designed to provide reasonable protection against harmful interference in a residential installation. This equipment generates, uses and can radiate radio frequency energy and, if not installed and used in accordance with the instructions, may cause harmful interference to radio communications. However, there is no guarantee that interference will not occur in a particular installation.

If this equipment does cause harmful interference to radio or television reception, which can be determined by turning the equipment off and on, the user is encouraged to try to correct the interference by one or more of the following measures:

- Reorient or relocate the receiving antenna.
- Increase the separation between the equipment and receiver.
- Connect the equipment into an outlet on a circuit different from that to which the receiver is connected.
- Consult the dealer or an experienced radio/TV technician for help.

Warning: changes or modifications not expressly approved by the party responsible for compliance could void the user's authority to operate the equipment

Radiation Exposure Statement

This equipment complies with FCC radiation exposure limits set forth for an uncontrolled environment.

This equipment should be installed and operated with minimum distance 20cm between the radiator and your body.