

尺寸: 60x90mm
 材质: 80g铜版纸+正反四色印刷+风琴折

T6



使用说明书

包装

三合一桌面无线充*1
说明书*1

功能组件



- ① 手机无线充电区域
- ② 手表无线充电区域
- ③ 耳机无线充电区域
- ④ 充电指示灯
- ⑤ 触摸灯光按钮
- ⑥ 支撑杆
- ⑦ Type-c 接口

使用步骤

- 接通电源，给产品通电。
- 将手机/耳机/手表放到对应的充电位置，均正常充电。

LED 智能指示灯

绿灯常亮: 待机状态
 绿灯呼吸: 给手机/耳机充电
 绿灯闪烁: 检测到异物

触摸灯: 触摸是开关耳机灯
 长按: 关闭指示灯

充电示意图



可充苹果手机
 iPhone 12/13/14/15
 磁吸类12/15
 手机添加磁环

可充苹果手表
 Apple Watch Ultra
 Apple Watch Series/全系列
 Apple Watch SE
 Apple Watch Hermes

可充苹果耳机
 AirPods 二代
 AirPods 三代
 AirPods Pro

同时充3台苹果设备
 手机可带非苹果壳充

适用设备

- 智能手机: 非磁吸手机, 请增加磁环后使用该产品
 支持12/13/14/15系列磁吸充电和其他支持Qi协议的无线手机充电。
- 智能手表:
 支持苹果
- 耳机:
 支持苹果/三星等, 支持Qi协议的耳机充电。

产品规格

输入: 5V/3A, 9V/3A, 12V/3A QC3.0_PD
 手机输出: 15W/10W/7.5W/5W
 手表输出: 2.5 W
 耳机输出: 3 W
 输入接口: Type-C接口
 磁铁吸力: 0.8KG
 产品尺寸: 148.8*79.9*27.2mm

注意事项

- 请勿过度挤压或碰撞设备。
- 请勿与带磁条或者芯片的磁卡(身份证、银行卡等)放置太近, 避免造成磁卡失效

保修

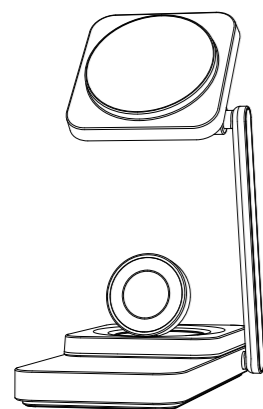
本产品三包有效期: 自购买日起 (以寄回的客户回执或购机发票日期为准), 提供12个月保修服务, 其它附件 (如包装等) 不属于三包范围, 产品外观为人为损坏, 附件丢失, 不在三包之列。不在三包之内或超过三包期的产品, 客户仍享受维修服务, 但需要交纳维修工本费。

产品保修卡

型号:	
购买日期:	
经销商名称:	
购买商号:	
姓名:	电话:
地址:	
保修内容	保修日期

为了您的权益, 请您认真填写, 并妥善保管, 作为维前凭证! 请勿擅自修改内容, 否则视为作废。本公司保留对该产品售后服务条例的最终解释权。

T6

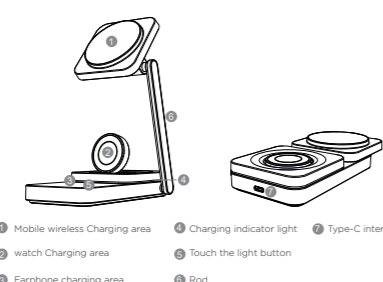


USER MANUAL

Package

3 in 1 Magnetic Wireless Charger *1
 User Manual *1

Functional component



- ① Mobile wireless Charging area
- ② watch Charging area
- ③ Earphone charging area
- ④ Charging indicator light
- ⑤ Touch the light button
- ⑥ Rod
- ⑦ Type-C interface

Use steps

- Connect the power supply and power up the product.
- Place the phone/earphone/watch in the corresponding charging position and charge it normally.


LED intelligent indicator

Green light on: Standby status
 Green light breathing: Wireless charging mobile phone
 Green light flashing: Foreign object detected

Touch light: Touch is to switch on and off the headphone light.

Long press: Turn off indicator light.

Charging diagram



Rechargeable Apple phone
 iPhone 12/13/14/15
 non-MagSafe phones 12
 Magnetic ring can be added with mobile phone

Apple watch only
 Apple Watch Ultra
 Apple Watch Series/Full range
 Apple Watch SE
 Apple Watch Hermes

Apple earphone only
 AirPods1
 AirPods2
 AirPods Pro

Charge 3 Apple devices at the same time
 Mobile phone can be charged with non-metallic shell

Applicable Devices

1. Smartphone: For non-MagSafe phones, please use an extra magnetic ring or MagSafe case to use this product.
 Support iPhone 12/13/14/15 series and other Qi phones

2. Smart Watch:
 Apple Watch

3. Earphone:
 Apple AirPods/ Samsung earbuds and others Qi compatible devices

Product specification

Input: 5V/3A, 9V/3A, 12V/3A QC3.0_PD
 Mobile output: 15W/10W/7.5W/5W
 Watch output: 2.5 W
 Earphone output: 3 W
 Input interface: type-C interface
 Magnetic attraction: 0.8KG
 Product size: 148.8 * 79.9*27.2mm

Caution

- Do not over squeeze or collide with the equipment.
- Please do not place it too close to the magnetic card (ID card, bank card, etc.) with magnetic stripe or chip to avoid magnetic card failure.

FCC Warning

This device complies with part 15 of the FCC Rules. Operation is subject to the following two conditions: (1) This device may not cause harmful interference, and (2) this device must accept any interference received, including interference that may cause undesired operation.

Any Changes or modifications not expressly approved by the party responsible for compliance could void the user's authority to operate the equipment.

This equipment has been tested and found to comply with the limits for a Class B digital device, pursuant to part 15 of the FCC Rules. These limits are designed to provide reasonable protection against harmful interference in a residential installation. This equipment generates uses and can radiate radio frequency energy and, if not installed and used in accordance with the instructions, may cause harmful interference to radio communications. However, there is no guarantee that interference will not occur in a particular installation. If this equipment does cause harmful interference to radio or television reception, which can be determined by turning the equipment off and on, the user is encouraged to try to correct the interference by one or more of the following measures:

- Reorient or relocate the receiving antenna.
- Increase the separation between the equipment and receiver.
- Connect the equipment into an outlet on a circuit different from that to which the receiver is connected.
- Consult the dealer or an experienced radio/TV technician for help.

FCC RF exposure statement:
 The equipment complies with FCC radiation exposure limits set forth for an uncontrolled environment. This equipment should be installed and operated with minimum distance between 20cm the radiator your body.

Warranty

The three guarantee period of this product: from purchasing date (Preval to the customer receipt date or invoice date), provide 12 months guarantee. product surface man-made damage, accessories missed are not include in this guarantee, repair service for the product is out of the guarantee period or not covered by warranty, customer need to pay the repair charge.

Product Warranty Card

No.:	
Date of purchase:	
Dealer name	
Dealer:	
Name:	Telephone:
Address:	
Warranty content	Warranty date

For your rights and interests, please fill in carefully and keep it properly as a pre maintenance voucher!
 Do not modify the content without authorization, otherwise it will be deemed invalid.
 The company reserves the final right to interpret the after-sales service regulations of the product.