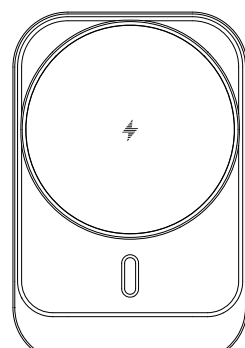


尺寸: 72x72mm
 材质: 105G铜板纸
 折叠: 风琴折
 正反面印刷

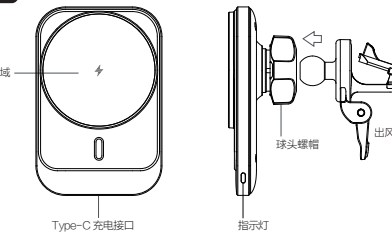
MG1 Pro 使用说明书



包装

无线充电器 *1 出风口夹子 *1
 Type-C充电线 *1 说明书 *1

功能组件



充电线圈区域
 Type-C 充电接口
 指示灯
 球头螺帽
 出风口夹子

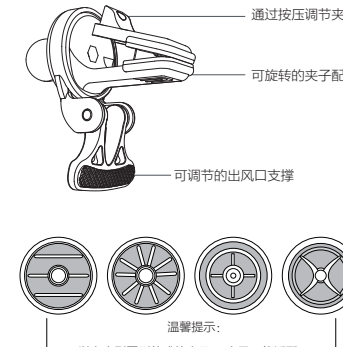
规格参数

产品名称: MG1 Pro 磁吸无线车载支架
 输入电压: 5V/2A, 9V/2A, QC3.0_PD
 输出功率: 5W, 7.5W, 10W, 15W (Max)
 工作温度: -10°C ~ +45°C
 充电距离: <4mm
 磁铁磁力: 1.7KG
 适用手机: iPhone 12 / 13 / 14/15系列

使用说明

- 1、把该产品与配件通过球头螺帽装配并旋紧（可兼容其他球头直径17mm配件），并固定在理想位置。用数据线把产品与QC3.0车充（选配）连接，并插入点烟器取电。
- 2、该产品通电后，指示灯会常亮等待放置手机；放上手机后磁吸力自动吸住手机，且线圈对准。产品会启动无线充电，指示灯呈呼吸效果；如果手机不支持无线充电或者检测到金属异物，指示灯闪烁5秒后灯灭。本产品最大充电功率为15W，充电效率根据充电环境和手机会有所不同。
- 3、无线充的最佳距离是4mm以内并不能穿透金属，所以需要避免用金属的或太厚的（大于4mm）手机保护壳，这样才能保证手机快速的无线充电。
- 4、从产品上取下手机后，指示灯即刻常亮待机状态。停车熄火，产品停止供电时，指示灯熄灭，手机依旧被磁力吸附在产品上，可随时取下。

出风口支架



通过按压调节夹子
 可旋转的夹子配件
 可调节的出风口支撑

温馨提醒:
 以上小型圆形款式的出风口夹子不能适配。

根据出风口叶片位置调整好出风口顶片和可旋转夹子组件的位置；插入叶片，根据叶片厚度选择锁紧开关档位；适用于大部分汽车出风口一键锁紧。硅胶接触汽车，更贴合更好保护汽车不刮伤。

注意事项

- 1、请勿在车内60摄氏度以上高温条件下使用本产品。
- 2、请勿在专业赛车或汽车极限越野时使用该产品。

保修

本产品三包有效期：自购买日起（以寄回的客户回执或购机发票日期为准），提供12个月保修服务，其它附件（如包装等）不属三包范围，产品外观为人为损坏，附件损失，不在三包之列。不在三包之内或超过三包期的产品，客户仍享受维修服务，但需要交纳维修工本费。

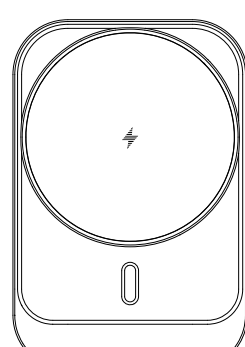
产品保修卡

型号:	
购买日期:	
经销商名称:	
购买商号:	
姓名:	电话:
地址:	

保修内容	保修日期

为了您的权益，请您认真填写，并妥善保管，作为维修前凭证！请勿擅自修改内容，否则视为作废。本公司保留对该产品售后服务条例的最终解释权。

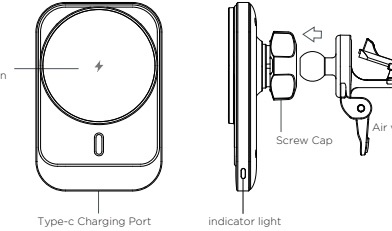
MG1 Pro USER MANUAL



Package

Wireless charger *1 Air vent mount *1
 Type-C cable *1 User manual *1

Functional component



Charge Coil position
 Type-C Charging Port
 indicator light
 Screw Cap
 Air vent mount

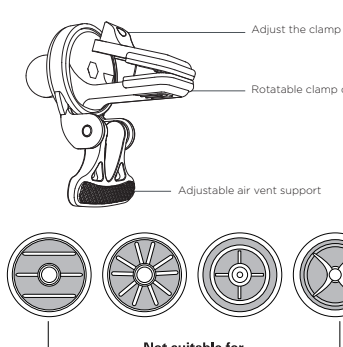
Specifications

Model:MG1 Pro
 Input: 5V/2A, 9V/2A, QC3.0_PD
 Output power: 5W, 7.5W, 10W, 15W (Max)
 Working temperature: -10 C--+45 C
 Induction distance: <4mm
 Magnetic attraction:1.7KG
 Compatible phones: iPhone 12/13/14/15 bare phone or with magsafe cases or the other phones with magsafe cases or magnetic rings

Direction for use

- 1.Assemble and tighten the product and the accessories through the ball head nut (compatible with other ball head diameter 17mm accessories), and fix in the ideal position. Connect the product with a QC3.0 car charger (optional) with the data cable, and plug in the cigarette lighter to take power.
- 2.After the product is powered on, the indicator light will turn on and wait for the phone to be placed. After placed the phone, the magnetic suction force automatically absorbs the phone, and the coil is aligned. The product will start wireless charging, the indicator light is on for breathing effect; if the phone doesn't support wireless charging or if it detects a metal foreign object, the light flashes alternately for 5 seconds and then goes off. The maximum charging power of this product is 15W, and the charging efficiency will vary according to the charging environment and mobile phone.
- 3.The best distance of wireless charging is within 4mm, and it cannot penetrate metal, so it is necessary to avoid using metal or too thick (over 4mm) mobile phone case, so as to ensure fast wireless charging of mobile phone.
- 4.After the phone is removed from the product, the indicator will immediately show the standby status. When the car engine off and the power supply stops, the indicator light goes off. The mobile phone is still attached to the product by magnetic force and can be taken off at any time.

Air vent mount



Adjust the clamp by pyressing down
 Rotatable clamp components
 Adjustable air vent support

Not suitable for circle air vent !

Adjust the position of the top piece of the air outlet and the rotatable clip assembly according to the position of the air outlet blade; insert the blade and select the lock switch position according to the thickness of the blade; suitable for one-key locking of the air outlet of most cars. Silicone touches the car, tighter and fits better to protect the car from scratches.

FCC Warning

This device complies with part 15 of the FCC Rules. Operation is subject to the following two conditions: (1) This device may not cause harmful interference, and (2) this device must accept any interference received, including interference that may cause undesired operation.

Any Changes or modifications not expressly approved by the party responsible for compliance could void the user's authority to operate the equipment.

This equipment has been tested and found to comply with the limits for a Class B digital device, pursuant to part 15 of the FCC Rules. These limits are designed to provide reasonable protection against harmful interference in a residential installation. This equipment generates uses and can radiate radio frequency energy and, if not installed and used in accordance with the instructions, may cause harmful interference to radio communications. However, there is no guarantee that interference will not occur in a particular installation. If this equipment does cause harmful interference to radio or television reception, which can be determined by turning the equipment off and on, the user is encouraged to try to correct the interference by one or more of the following measures:

- Reorient or relocate the receiving antenna.
- Increase the separation between the equipment and receiver.
- Connect the equipment into an outlet on a circuit different from that to which the receiver is connected.
- Consult the dealer or an experienced radio/TV technician for help.

FCC RF exposure statement:
 The equipment complies with FCC radiation exposure limits set forth for an uncontrolled environment. This equipment should be installed and operated with minimum distance between 20cm the radiator your body.

Precautions

1. Do not use the product in the car at a temperature above 60 degrees.
2. Do not use this product in professional racing or extreme off-road driving.

The guarantee

Products three guarantees valid time:From purchasing date (Prevail to the customer receipt date or invoice date),provide 12 months guarantee.Product surface man-made damage,accessories missed are not include in this guarantee.Repair service for you for the product is out of the guarantee period or not covered by warranty, but you need to pay the repair charge.

Product Warranty Card

No.:	
Date of purchase:	
Dealer name	
Dealer:	
Name:	Telephone:
Address:	

Warranty content	Warranty date

For your rights and interests, please fill in carefully and keep it safely as a pre-repair certificate! Do not modify the content without authorization, otherwise it will be considered invalid. The company reserves the right of final interpretation of the product after-sales service regulations.