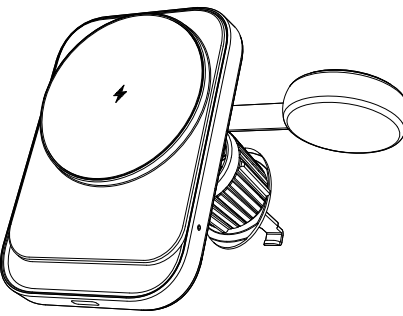


尺寸: 60x90mm
 材质: 105G铜板纸
 折叠: 风琴折
 正反面四色印刷

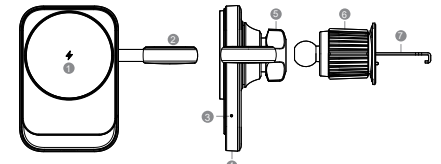
MG13

2合1磁吸无线充支架



使用说明书

功能组件

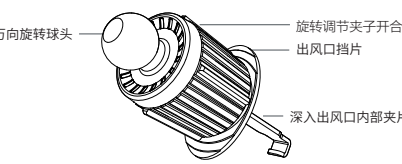


- ① 手机无线充电区域
- ② 手表无线充电区域
- ③ 充电指示灯
- ④ Type-c 接口
- ⑤ 球头螺帽
- ⑥ 旋转锁紧尾夹
- ⑦ 出风口挂勾

LED 智能指示灯

模式	指示灯
通电	指示灯常亮
充电	指示灯呼吸
充满	指示灯常亮
检测到异物	指示灯快闪5秒熄灭,异物拿开后恢复
手表充电	无指示灯

出风口支架



万向旋转球头 旋转调节夹子开合 出风口插片 深入出风口内部夹片

温馨提醒:
以上小型圆形款式的出风口,夹子不能适配。

根据出风口叶片位置调整好出风口顶片和可旋转夹子组件的位置,插入叶片,根据叶片厚度选择锁紧开关档位;适用于大部分汽车出风口一键锁紧。硅胶接触汽车,更紧密贴合更好保护汽车不刮伤。

产品规格

产品名称: 2合1磁吸无线充支架
 输入电压: 5V/2A, 9V/2A, 12V/2A QC3.0_PD
 输出功率: 5W, 7.5W, 10W, 15W (Max)
 手表输出: 2.5 W
 工作温度: -10°C ~ +45°C
 工作频率:
 手机: 115K-205KHz
 手表: 300-350KHz
 充电距离: ≤4mm
 磁铁吸力: 1.7KG
 功能: 呼吸灯指示 (手机充电呼吸, 手表无指示灯) 适用手机: iPhone 12 / 13 / 14 / 15系列

注意事项

1. 智能手机非磁吸手机, 请增加引磁环后使用该产品。
2. 请勿过度挤压或碰撞设备。
3. 请勿与带磁条或者芯片的磁卡 (身份证、银行卡等) 放置太近, 避免造成磁卡失效。

包装

磁吸无线充*1
 出风口夹子*1
 Type-C 充电线*1
 说明书*1

保修

本产品三包有效期: 自购买日起 (以寄回的客户回执或购机发票日期为准), 提供12个月保修服务, 其它附件 (如包装等) 不属三包范围, 产品外观人为损坏, 附件损失, 不在三包之列。不在三包之内或超过三包期的产品, 客户仍享受维修服务, 但需要交纳维修工本费。

产品保修卡

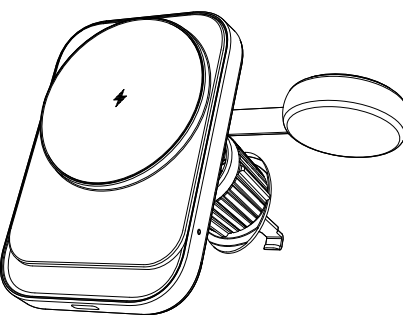
型号:	
购买日期:	
经销商名称:	
购买商号:	姓名:
电话:	
地址:	

保修内容	保修日期

为了您的权益, 请您认真填写, 并妥善保管, 作为维权凭证! 请勿擅自修改内容, 否则视为作废。本公司保留对该产品售后服务条例的最终解释权。

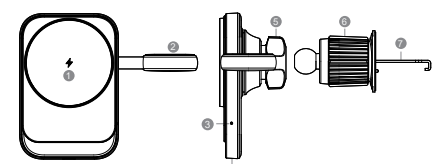
MG13

2 in 1 magnetic wireless car charger



USER MANUAL

Functional component



- ① Mobile phone Wireless Charging Area
- ② Apple Watch Wireless Charging Area
- ③ Charging indicator light
- ④ Type-C interface
- ⑤ Screw Cap
- ⑥ Rotating locking tail clip
- ⑦ Air outlet clip

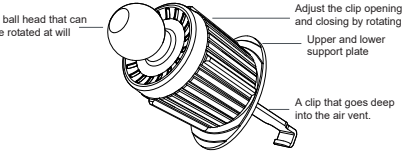
Lighting mode

Mode	Indicator light
Power on	Indicator light always on
Charging	Indicator light breathing
Full Charged	Indicator light always on
Foreign object detected	Red light flashes quickly for 5seconds and goes out, and be restored after foreign object removed
iWatch charging	No indicator light

Direction for use

1. Assemble and tighten the product and the accessories through the ball head nut (compatible with other ball head diameter 17mm accessories), and fix in the ideal position. Connect the product with a QC3.0 car charger (optional) with the data cable, and plug in the cigarette lighter to take power.
2. Multicolored light turns on after power on and wait for the phone to be placed. After placed the phone, the magnetic suction force automatically absorbs the phone, and the coil is aligned. The product will start wireless charging, the indicator light goes off at the same time; If the phone doesn't support wireless charging or if it detects a metal foreign object, the light flashes alternately for 5 seconds and then goes off. The maximum charging power of this products 15W, and the charging efficiency will vary according to the charging environment and mobile phone.

Air vent mount



A ball head that can be rotated at will. Adjust the clip opening and closing by rotating. Upper and lower support plate. A clip that goes deep into the air vent.

Not suitable for circle air vent!

Adjust the position of the top piece of the air outlet and the rotatable clip assembly according to the position of the air outlet blade, insert the blade and select the lock switch position according to the thickness of the blade; suitable for one-key locking of the air outlet of most cars. Silicone touches the car, tighter and fits better to protect the car from scratches.

Product specification

Model: 2 in 1 magnetic wireless car charger
 Input: 5V/2A, 9V/2A, 12V/2A QC3.0_PD
 Output power: 5W, 7.5W, 10W, 15W (Max)
 Watch: 2.5W
 Working temperature: -10°C ~ +45°C
 Charging frequency:
 Phone: 115K-205KHz
 Watch: 300-350KHz
 Induction distance: ≤ 4mm
 Magnetic attraction: 1.7KG
 Function: Breath light indicator (mobile phone charging light for breathing, watch without indicator light)
 Compatible phones: iPhone 12/13/14/15 bare phone or with magsafe cases or the other phones with magsafe cases or magnetic rings.

Caution

1. For smartphones that are not magnetic, please add a magnetic ring before using this product.
2. Do not over squeeze or collide with the equipment.
3. Please do not place it too close to the magnetic card (ID card, bank card, etc.) with magnetic stripe or chip to avoid magnetic card failure.

Package

Wireless charger*1
 Air vent mount*1
 Type-C cable*1
 User manual*1

FCC Warning

This device complies with part 15 of the FCC Rules. Operation is subject to the following two conditions:(1) This device may not cause harmful interference, and (2) this device must accept any interference received, including interference that may cause undesired operation.

Any Changes or modifications not expressly approved by the party responsible for compliance could void the user's authority to operate the equipment.

This equipment has been tested and found to comply with the limits for a Class B digital device, pursuant to part 15 of the FCC Rules. These limits are designed to provide reasonable protection against harmful interference in a residential installation. This equipment generates uses and can radiate radio frequency energy and, if not installed and used in accordance with the instructions, may cause harmful interference to radio communications. However, there is no guarantee that interference will not occur in a particular installation. If this equipment does cause harmful interference to radio or television reception, which can be determined by turning the equipment off and on, the user is encouraged to try to correct the interference by one or more of the following measures:

- Reorient or relocate the receiving antenna.
- Increase the separation between the equipment and receiver.
- Connect the equipment into an outlet on a circuit different from that to which the receiver is connected.
- Consult the dealer or an experienced radio/TV technician for help.

FCC RF exposure statement:
 The equipment complies with FCC radiation exposure limits set forth for an uncontrolled environment. This equipment should be installed and operated with minimum distance between 20cm the radiator your body.

Warranty

The three guarantee period of this product: from purchasing date (Prevail to the customer receipt date or invoice date), provide 12 months guarantee. product surface man-made damage, accessories missed are not include in this guarantee, repair service for the product is out of the guarantee period or not covered by warranty. customer need to pay the repair charge.

Product Warranty Card

No.:	
Date of purchase:	
Dealer name	
Dealer:	
Name:	Telephone:
Address:	

Warranty content	Warranty date

For your rights and interests, please fill in carefully and keep it properly as a pre maintenance voucher!
 Do not modify the content without authorization, otherwise it will be deemed invalid.
 The company reserves the final right to interpret the after-sales service regulations of the product.